Product data sheet
Characteristics

XX930A3A2M12
Ultrasonic sensors XX, ultrasonic sensor cylindrical M30, Sn 8 m, M12 connector



Main

Range of product	Telemecanique Ultrasonic sensors XX
Sensor type	Ultrasonic sensor
Series name	General purpose
Sensor name	XX9
Sensor design	Cylindrical M30
Detection system	Diffuse
[Sn] nominal sensing distance	8 m adjustable with teach push-button
Material	Plastic
Type of output signal	Analogue
Wiring technique	4-wire
Analogue output function	4...20 mA
[Us] rated supply voltage	15...24 V DC with reverse polarity protection
Electrical connection	Male connector M12 4 pins
[Sd] sensing range	0.3…8 m
Beam angle	16 °
IP degree of protection	IP67 conforming to IEC 60529

Complementary

Enclosure material	ULTEM
Front material	Epoxy
Thread type	M30 x 1.5
Supply voltage limits	14…28 V DC
Function available	Without synchronisation mode
[Sa] assured operating distance	0.3…8 m (teach mode)
Blind zone	0…300 mm
Transmission frequency	75 kHz
Repeat accuracy	2.54 %
Deviation angle from 90° of object to be detected	-5…5 °
Minimum size of detected object	Cylinder diameter 50.68 mm at 4.732 m
Status LED	Setting-up assistance: 1 LED (dual colour) Supply on: 1 LED (green) Output state: 1 LED (yellow)
Current consumption	60 mA
Maximum switching capacity	10...500 Ohm overload and short-circuit protection
Setting-up	Slope selection using teach button
Maximum delay first up	1200 ms
Maximum delay response	250 ms
Maximum delay recovery	250 ms
Marking	CE
Threaded length	64.3 mm
Height	44 mm
Width	44 mm

The information provided in this documentation contains general descriptions and/or technical characteristics of the performance of the products contained herein.
This documentation is not intended as a substitute for and is not to be used for determining suitability or reliability of these products for specific user applications.
It is the duty of any such user or integrator to perform the appropriate and complete risk analysis, evaluation and testing of the products with respect to the relevant specific application or use thereof.
Neither Schneider Electric Industries SAS nor any of its affiliates or subsidiaries shall be responsible or liable for misuse of the information contained herein.

Depth	118 mm
Net weight	0.115 kg

Environment

Standards	IEC 60947-5-2
Product certifications	UL CCSAus
Ambient air temperature for operation	-20…60 °C
Ambient air temperature for storage	-40…80 °C
Vibration resistance	+/-1 mm conforming to IEC 60068-2-6 (f = 10…55 Hz)
Shock resistance	30 gn in all 3 axes for 11 ms conforming to IEC 60068-2-27
Resistance to electrostatic discharge	8 kV level 4 conforming to IEC 61000-4-2
Resistance to electromagnetic fields	10 V/m level 3 conforming to IEC 61000-4-3
Resistance to fast transients	1 kV level 3 conforming to IEC 61000-4-4

Packing Units

Unit Type of Package 1	PCE
Number of Units in Package 1	1
Package 1 Weight	191 g
Package 1 Height	5.5 cm
Package 1 width	7.1 cm
Package 1 Length	14.2 cm

Offer Sustainability

Sustainable offer status	Green Premium product
REACh Regulation	REACh Declaration
EU RoHS Directive	Pro-active compliance (Product out of EU RoHS legal scope) EU RoHS Declaration
Mercury free	Yes
RoHS exemption information	Yes
Environmental Disclosure	Product Environmental Profile
Circularity Profile	End Of Life Information

Contractual warranty

Warranty	18 months

XX930A3A2M12

Dimensions

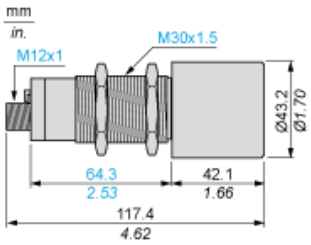

XX930A3A2M12

Minimum Mounting Distances

Side by side

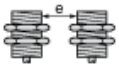

e : respect the distances indicated on the detection curves

Face to face

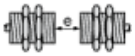

e > 4 x Sn

Life Is On Schneider Electric

Wiring Diagram

4-Wire Type



(1) (+)
(2) Return signal or teach
(3) (-)
(4) Output signal

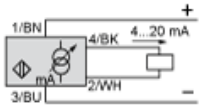

BN Brown
WH White
BU Blue
BK Black

Curves

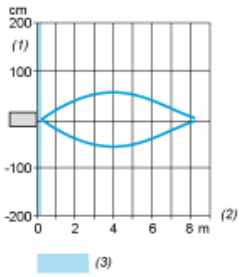

(1) Parallel movement
(2) Distance
(3) Blind zone for diffuse sensors.