Product Environmental Profile

Acti9 Comb busbar with connectors



General information

Representative product	Acti9 Comb busbar with connectors - A9XPP724
Description of the product	Phase-Neutral comb busbar is used to deliver power to MCB which are on the same row of the distribution board.
Functional unit	Technical parameters of A9 Comb busbar with connectors: Operating current at 40°C (Ie):63A Short circuit current (Isc):Compatible with the breaking capacity of Acti9 Schneider Electric circuit breakers Rated insulation voltage (Ui):400 V AC (Ph/N) - 440 V AC (Ph/Ph) Operating voltage (Ue):230 V AC (Ph/N) - 400 V AC (Ph/Ph) In accordance with the standard IEC 61439-1

Constituent materials

Reference product mass	350 g	including the product, its packaging and additional elements and accessories

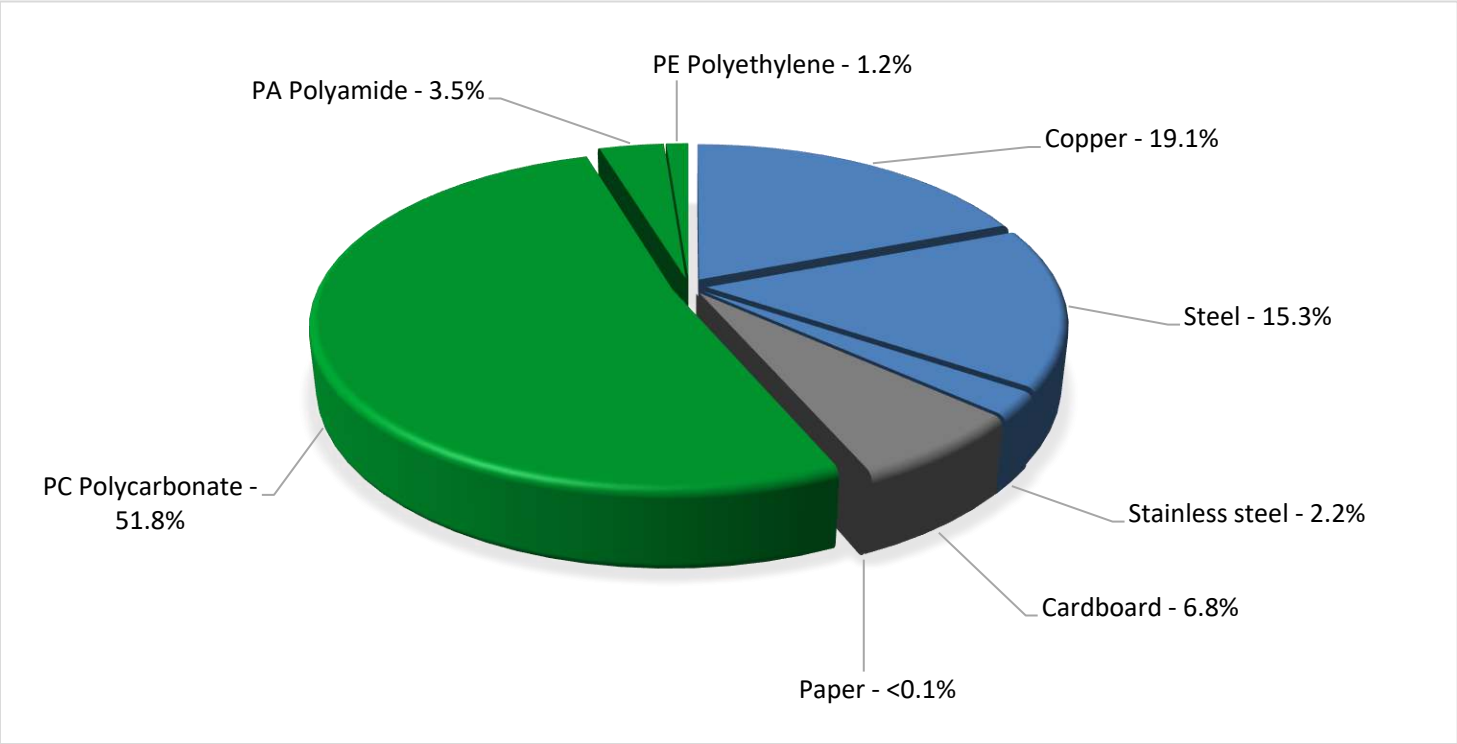

	Plastics	56.5%
	Metals	36.6%
	Others	6.9%

Substance assessment

Details of ROHS and REACH substances information are available on the Schneider-Electric Green Premium website
http://www2.schneider-electric.com/sites/corporate/en/products-services/green-premium/green-premium.page

Additional environmental information

The Acti9 Comb busbar with connectors presents the following relevent environmental aspects	
Manufacturing	Manufactured at a Schneider Electric production site ISO14001 certified
Distribution	Weight and volume of the packaging optimized, based on the European Union's packaging directive Packaging weight is 29.5 g, consisting of cardboard (84.66%), PE(15.25%), Paper(0.09%)
Installation	The product does not require special installation procedure and requires little to no energy to install. The disposal of the packaging materials are accounted for during the installation phase (including transport to disposal).
Use	The product does not require special maintenance operations.
End of life	End of life optimized to decrease the amount of waste and allow recovery of the product components and materials No special end-of-life treatment required. According to countries' practices this product can enter the usual end-of-life treatment process. Recyclability potential: **36%** Based on "ECO'DEEE recyclability and recoverability calculation method" (version V1, 20 Sep. 2008 presented to the French Agency for Environment and Energy Management: ADEME).

Environmental impacts

Reference life time	20 years			
Product category	Other equipments - Passive product - continuous operation			
Installation elements	The disposal of the packaging materials are accounted for during the installation phase (including transport to disposal).			
Use scenario	load rate / rated current (In): 30 % of In percentage of utilization time: 100%			
Geographical representativeness	France			
Technological representativeness	Phase-Neutral comb busbar is used to deliver power to MCB which are on the same row of the distribution board.			
Energy model used	**Manufacturing**	**Installation**	**Use**	**End of life**
	Energy model used: Poland	Electricity grid mix; AC; consumption mix, at consumer; 230V; FR	Electricity grid mix; AC; consumption mix, at consumer; 230V; FR	Electricity grid mix; AC; consumption mix, at consumer; 230V; FR

Compulsory indicators		Acti9 Comb busbar with connectors - A9XPP724					
Impact indicators	**Unit**	Total	Manufacturing	Distribution	Installation	Use	End of Life
Contribution to mineral resources depletion	kg Sb eq	1.69E-04	1.69E-04	0*	0*	4.03E-08	0*
Contribution to the soil and water acidification	kg SO_2 eq	1.65E-02	9.52E-03	2.06E-04	7.40E-06	6.69E-03	1.04E-04
Contribution to water eutrophication	kg PO_4^{3-} eq	1.18E-02	1.15E-02	4.75E-05	3.11E-06	2.51E-04	3.06E-05
Contribution to global warming	kg CO_2 eq	5.13E+00	4.13E+00	4.52E-02	1.80E-03	8.84E-01	6.26E-02
Contribution to ozone layer depletion	kg CFC11 eq	2.12E-06	1.90E-06	0*	0*	2.15E-07	2.40E-09
Contribution to photochemical oxidation	kg C_2H_4 eq	1.11E-03	7.73E-04	1.47E-05	5.57E-07	3.16E-04	1.07E-05
Resources use	**Unit**	Total	Manufacturing	Distribution	Installation	Use	End of Life
Net use of freshwater	m3	2.36E-02	2.13E-02	4.04E-06	0*	2.31E-03	4.94E-05
Total Primary Energy	MJ	8.27E+01	6.36E+01	6.39E-01	2.28E-02	1.79E+01	4.97E-01

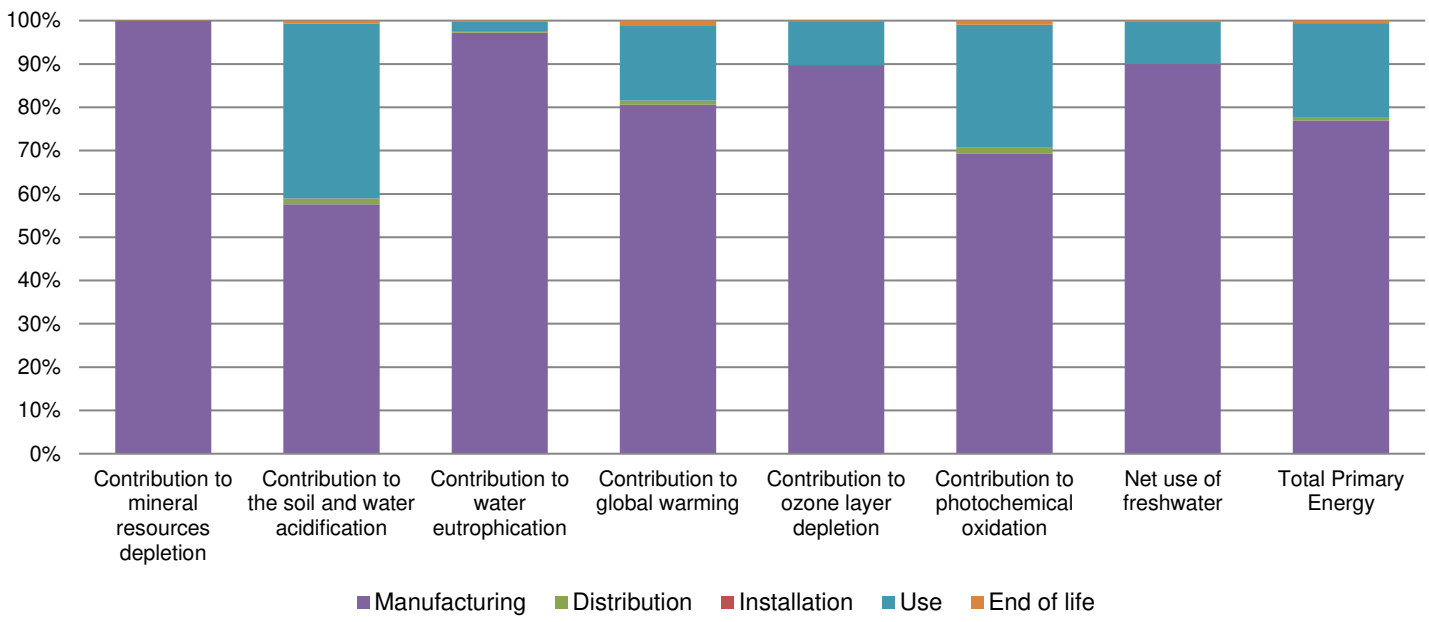

Optional indicators		Acti9 Comb busbar with connectors - A9XPP724					
Impact indicators	**Unit**	Total	Manufacturing	Distribution	Installation	Use	End of Life
Contribution to fossil resources depletion	MJ	6.52E+01	5.51E+01	6.34E-01	2.22E-02	9.11E+00	3.99E-01
Contribution to air pollution	m³	6.57E+02	6.14E+02	1.92E+00	1.02E-01	3.79E+01	3.63E+00
Contribution to water pollution	m³	8.44E+02	7.95E+02	7.43E+00	2.59E-01	3.71E+01	4.56E+00
Resources use	**Unit**	Total	Manufacturing	Distribution	Installation	Use	End of Life
Use of secondary material	kg	3.95E-02	3.95E-02	0*	0*	0*	0*
Total use of renewable primary energy resources	MJ	2.11E+00	8.28E-01	8.51E-04	0*	1.28E+00	5.49E-04
Total use of non-renewable primary energy resources	MJ	8.06E+01	6.28E+01	6.38E-01	2.27E-02	1.66E+01	4.96E-01
Use of renewable primary energy excluding renewable primary energy used as raw material	MJ	2.04E+00	7.53E-01	8.51E-04	0*	1.28E+00	5.49E-04
Use of renewable primary energy resources used as raw material	MJ	7.50E-02	7.50E-02	0*	0*	0*	0*
Use of non renewable primary energy excluding non renewable primary energy used as raw material	MJ	7.44E+01	5.66E+01	6.38E-01	2.27E-02	1.66E+01	4.96E-01
Use of non renewable primary energy resources used as raw material	MJ	6.21E+00	6.21E+00	0*	0*	0*	0*
Use of non renewable secondary fuels	MJ	0.00E+00	0*	0*	0*	0*	0*
Use of renewable secondary fuels	MJ	0.00E+00	0*	0*	0*	0*	0*
Waste categories	**Unit**	Total	Manufacturing	Distribution	Installation	Use	End of Life
Hazardous waste disposed	kg	1.50E+01	1.45E+01	0*	0*	0*	5.56E-01
Non hazardous waste disposed	kg	5.39E+00	2.08E+00	1.60E-03	3.77E-03	3.31E+00	1.52E-03
Radioactive waste disposed	kg	4.43E-03	1.73E-03	1.14E-06	0*	2.70E-03	2.42E-06
Other environmental information	**Unit**	Total	Manufacturing	Distribution	Installation	Use	End of Life
Materials for recycling	kg	1.82E-01	3.59E-02	0*	2.62E-02	0*	1.20E-01
Components for reuse	kg	0.00E+00	0*	0*	0*	0*	0*
Materials for energy recovery	kg	1.01E-02	0*	0*	0*	0*	1.01E-02
Exported Energy	MJ	7.91E-05	7.44E-06	0*	7.17E-05	0*	0*

** represents less than 0.01% of the total life cycle of the reference flow*

Life cycle assessment performed with EIME version EIME v5.9.1, database version 2016-11 in compliance with ISO14044.

The manufacturing phase is the life cycle phase which has the greatest impact on the majority of environmental indicators (based on compulsory indicators).

Please note that the values given above are only valid within the context specified and cannot be used directly to draw up the environmental assessment of an installation.

Registration number :	SCHN-00570-V01.01-EN	*Drafting rules*	PCR-ed3-EN-2015 04 02
Verifier accreditation N°	0	*Supplemented by*	PSR-0005-ed2-EN-2016 03 29
Date of issue	01/2021	*Information and reference documents*	www.pep-ecopassport.org
		Validity period	5 years

Independent verification of the declaration and data, in compliance with ISO 14025 : 2010

Internal External X

The PCR review was conducted by a panel of experts chaired by Philippe Osset (SOLINNEN)

PEP are compliant with XP C08-100-1 :2016

The elements of the present PEP cannot be compared with elements from another program.

Document in compliance with ISO 14025 : 2010 « Environmental labels and declarations. Type III environmental declarations »

Schneider Electric Industries SAS

Country Customer Care Center
http://www.schneider-electric.com/contact

35, rue Joseph Monier

CS 30323

F- 92506 Rueil Malmaison Cedex

RCS Nanterre 954 503 439
Capital social 896 313 776 €

www.schneider-electric.com

Published by Schneider Electric

SCHN-00570-V01.01-EN

© 2019 - Schneider Electric – All rights reserved

01/2021