600 Series 500 Series

Schneider Electric

Keeping it Green

Designed and Engineered in New Zealand

The 600 and 500 Series ranges were designed locally in Christchurch, taking into account the specific needs of New Zealand and Australian homes and buildings.

RoHS Compliant

Schneider Electric are aware of the environmental responsibilities each of us shares. The 600 and 500 Series ranges are produced according to the European Union's RoHS (Reduction of Hazardous Substances) directive which restricts the use of hazardous materials in manufacture. This directive is not mandatory in New Zealand and Australia.

Recycleable Materials

The plastics used in 600 and 500 Series are recycleable so once no longer required, need not place a burden on our landfills.

Contents

Switches - 600 Series

Standard switches 3
Waterproof switches - IP56 4 - 5
Permanent connection unit 6
Range switches 6
Fan speed controllers 6
Dimmer switches 7
Key card switches 8
Timers 8 - 9

Switch Plates - 600 Series

Architrave switch plates 10
Worktop switch plates 10
Standard switch plates 11
Switch plates with ID facility 12 - 13
Blank switch plates 13

Cover Plates - 600 Series

Combination cover plates 14 - 15
Switch cover plates 16 - 17

Protected Switches and Sockets - 600 Series

RCD protected sockets 18
Shaver socket 19
Surge protected double socket outlets 19
Thermal protected double socket - 10A 19

Switched Sockets - 600 Series

Vertical switched sockets 20 - 21
Horizontal switched sockets 22 - 23
Worktop switched sockets 24 - 25
Quad socket outlets 26

Unswitched Sockets - 600 Series

Horizontal unswitched socket 25

Telephone and TV Outlets - 600 Series

Telephone and TV outlets 27

Switch Modules - 600 Series

Standard switch modules 28 - 30
Dedicated switch modules 28
Switch modules with hinged lids 30
Rotary switch modules 30
Tactile switch modules 30
Pull cord switch modules 31
Permanent connection module 31

Switch Modules - 600 Series continued

Modules 32
Dimmers 33
Surge protection module 34
Fan speed control modules 34
Communication modules 35 - 37
Lexcom Home connectors 37
Blank modules 37
Module ejector 37

Switch Plates - 500 Series

Standard switch plates 38
Architrave switch plates 39
Worktop switch plates 39
Surface switch plates 40
Surface mounting enclosure 40
Telephone switch plates 40

Switches - 500 Series

Surface switch 41
Ceiling switch 41
Key lock switches 43
Range switches 43

Sockets - 500 Series

Switched sockets 42
Shaver socket 43
Unswitched socket 44
Square plate sockets 44
Round plate sockets 44
Threaded socket 44
RCD protection device 44
Conversion plate 45
Floor socket 45
Power tower 45
Module mounting clips 45

Mounting Accessories - 600/500 Series

Flush boxes 46
Mounting brackets 46 - 47
Mounting blocks and spacers 47 - 48
Mounting brackets 49
Stainless steel switch plates 49
Switch panel wall boxes 50
Terminals 50
Junction boxes 51

Push-Button Switching

Push button switches have many benefits for the modern home owner.

- **Visual appeal** - their attractive appearance blends with the increasing number of electronic gadgets and appliances found in today's living spaces.
- **Improved functionality** – push button switches produce a consistently quick switching action, reducing the possibility of prolonged arcing inside the switch.
- **Ease of use** - the integral blue LED indicators can be set to show when power is switched on (great when the light being controlled is in another room such as a garage); or as an aid to finding the switch in the dark when it's turned off (entranceways and bathrooms are good examples of where this comes in handy). If not required they can be left disconnected.

Order as 68xVH gridplate plus the appropriate number(x) of 681MT16 switch modules

Standard Switches

681

1-GANG SWITCH

Overall Dimensions	118mm x 74mm
Mounting Centres	84mm
Poles / Ways	1 Pole / 2 Way
Ratings	Voltage 250V a.c. 50Hz Current 20A / 16AX / M60 (AS/NZS 3133)
Terminal Capacity	Max. 4 x 1.5mm, or 2 x 2.5mm cables
Metal Coverplate Options	Suits 682M# metal cover plates

682

2-GANG SWITCH

Overall Dimensions	118mm x 74mm
Mounting Centres	84mm
Poles / Ways	1 Pole / 2 Way
Ratings	Voltage 250V a.c. 50Hz Current 20A / 16AX / M60 (AS/NZS 3133)
Terminal Capacity	Max. 4 x 1.5mm, or 2 x 2.5mm cables
Metal Coverplate Options	Suits 682M# metal cover plates

683

3-GANG SWITCH

Overall Dimensions	118mm x 74mm
Mounting Centres	84mm
Poles / Ways	1 Pole / 2 Way
Ratings	Voltage 250V a.c. 50Hz Current 20A / 16AX / M60 (AS/NZS 3133)
Terminal Capacity	Max. 4 x 1.5mm, or 2 x 2.5mm cables
Metal Coverplate Options	Suits 683M# metal cover plates

684

4-GANG SWITCH

Overall Dimensions	118mm x 74mm
Mounting Centres	84mm
Poles / Ways	1 Pole / 2 Way
Ratings	Voltage 250V a.c. 50Hz Current 20A / 16AX / M60 (AS/NZS 3133)
Terminal Capacity	Max. 4 x 1.5mm, or 2 x 2.5mm cables
Metal Coverplate Options	Suits 684M# metal cover plates
Notes	Order as 684VH and 4 x 681M20 switch modules

685

5-GANG SWITCH

Overall Dimensions	118mm x 74mm
Mounting Centres	84mm
Poles / Ways	1 Pole / 2 Way
Ratings	Voltage 250V a.c. 50Hz Current 20A / 16AX / M60 (AS/NZS 3133)
Terminal Capacity	Max. 4 x 1.5mm, or 2 x 2.5mm cables
Metal Coverplate Options	Suits 686M# metal cover plates
Notes	Order as 685VH and 5 x 681M20 switch modules

686

6-GANG SWITCH

Overall Dimensions	118mm x 74mm
Mounting Centres	84mm
Poles / Ways	1 Pole / 2 Way
Ratings	Voltage 250V a.c. 50Hz Current 20A / 16AX / M60 (AS/NZS 3133)
Terminal Capacity	Max. 4 x 1.5mm, or 2 x 2.5mm cables
Metal Coverplate Options	Suits 686M# metal cover plates
Notes	Order as 686VH and 6 x 681M20 switch modules

Switches – 600 series

Waterproof Switches - IP56

681VWP

VERTICAL 1-GANG SWITCH

681HWP

HORIZONTAL 1-GANG SWITCH

Overall Dimensions	118mm x 74mm
Mounting Centres	84mm
Poles / Ways	1 Pole / 2 Way
Ratings	Voltage 250V a.c. 50Hz Current 16A / 16AX/ M50 (AS/NZS 3133)
Terminal Capacity	Max. 4 x 1.5mm, or 2 x 2.5mm cables
Metal Coverplate Options	Suits 681M# metal cover plates
Notes	IP56 Protection

682VWPD

DEDICATED VERTICAL 2-GANG SWITCH

Overall Dimensions	118mm x 74mm
Mounting Centres	84mm
Poles / Ways	1 Pole / 2 Way
Ratings	Voltage 250V a.c. 50Hz Current 16A / 16AX/ M50 (AS/NZS 3133)
Terminal Capacity	Max. 4 x 1.5mm, or 2 x 2.5mm cables
Metal Coverplate Options	Suits 682M# metal cover plates
Notes	IP56 Protection. Switches labelled LIGHT, FAN

682VWP

VERTICAL 2-GANG SWITCH

682HWP

HORIZONTAL 2-GANG SWITCH

Overall Dimensions	118mm x 74mm
Mounting Centres	84mm
Poles / Ways	1 Pole / 2 Way
Ratings	Voltage 250V a.c. 50Hz Current 16A / 16AX/ M50 (AS/NZS 3133)
Terminal Capacity	Max. 4 x 1.5mm, or 2 x 2.5mm cables
Metal Coverplate Options	Suits 682M# metal cover plates
Notes	IP56 Protection

683VWP

VERTICAL 3-GANG SWITCH

683HWP

HORIZONTAL 3-GANG SWITCH

Overall Dimensions	118mm x 74mm
Mounting Centres	84mm
Poles / Ways	1 Pole / 2 Way
Ratings	Voltage 250V a.c. 50Hz Current 16A / 16AX/ M50 (AS/NZS 3133)
Terminal Capacity	Max. 4 x 1.5mm, or 2 x 2.5mm cables
Metal Coverplate Options	Suits 682M# metal cover plates
Notes	IP56 Protection

Waterproof Switches - IP56

683VWPD

DEDICATED VERTICAL 3-GANG SWITCH

683HWPD

DEDICATED HORIZONTAL 3-GANG SWITCH

Overall Dimensions	118mm x 74mm
Mounting Centres	84mm
Poles / Ways	1 Pole / 2 Way
Ratings	Voltage 250V a.c. 50Hz Current 16A / 16AX/ M50 (AS/NZS 3133)
Terminal Capacity	Max. 4 x 1.5mm, or 2 x 2.5mm cables
Metal Coverplate Options	No metal coverplate option available
Notes	IP56 Protection. Switches labelled LIGHT, FAN, HEAT

684VWPD

DEDICATED VERTICAL 4-GANG SWITCH

684HWPD

DEDICATED HORIZONTAL 4-GANG SWITCH

Overall Dimensions	118mm x 74mm
Mounting Centres	84mm
Poles / Ways	1 Pole / 2 Way
Ratings	Voltage 250V a.c. 50Hz Current 16A / 16AX/ M50 (AS/NZS 3133)
Terminal Capacity	Max. 4 x 1.5mm, or 2 x 2.5mm cables
Metal Coverplate Options	Suits 684M# metal coverplates
Notes	IP56 Protection. Switches labelled LIGHT, FAN, HEAT, HEAT

684VWP

VERTICAL 4-GANG SWITCH

684HWP

HORIZONTAL 4-GANG SWITCH

Overall Dimensions	118mm x 74mm
Mounting Centres	84mm
Poles / Ways	1 Pole / 2 Way
Ratings	Voltage 250V a.c. 50Hz Current 16A / 16AX/ M50 (AS/NZS 3133)
Terminal Capacity	Max. 4 x 1.5mm, or 2 x 2.5mm cables
Metal Coverplate Options	Suits 684M# metal coverplates
Notes	IP56 Protection

651VWP

PERMANENT CONNECTION UNIT - IP56

Overall Dimensions	118mm x 74mm
Mounting Centres	84mm
Poles / Ways	1 Pole / 2 Way
Ratings	Voltage 250V a.c. 50Hz Current 16A / 16AX/ M50 (AS/NZS 3133)
Terminal Capacity	Max. 4 x 1.5mm, or 2 x 2.5mm cables
Metal Coverplate Options	Suits 682M# metal cover plates
Notes	IP56 Protection

Switches – 600 series

Permanent Connection Unit

651

PERMANENT CONNECTION UNIT

Overall Dimensions	118mm x 74mm
Mounting Centres	84mm
Poles / Ways	1 Pole / 2 Way
Ratings	Voltage 250V a.c. 50Hz Current 20A / 16AX / M60 (AS/NZS 3133)
Terminal Capacity	Max. 4 x 1.5mm, or 2 x 2.5mm cables
Metal Coverplate Options	Suits 682M# metal cover plates

Range Switches

680

RANGE SWITCH - SP 32A

Overall Dimensions	118mm x 74mm
Mounting Centres	84mm
Poles / Ways	1 Pole / 1 Way
Ratings	Voltage 250V a.c. 50Hz Current 32A / 20AX / M180 (AS/NZS 3133)
Terminal Capacity	Max. 2 x 6.0mm cables
Metal Coverplate Options	Suits 680M# metal cover plates

647

RANGE SWITCH - DP 45A

Overall Dimensions	118mm x 74mm
Mounting Centres	84mm
Poles / Ways	2 Pole / 1 Way
Ratings	Voltage 415V a.c. 50Hz Current 45A / 20AX / M180 (AS/NZS 3133)
Terminal Capacity	Max. 2 x 6.0mm cables
Metal Coverplate Options	Suits 647M# metal cover plates
Notes	Double pole switching circuits are between terminals 1&2 ; 3&4

Fan Speed Controllers

625F

ROTARY FAN SPEED CONTROLLER - 500W

Overall Dimensions	118mm x 74mm
Mounting Centres	84mm
Dimming Method	Leading edge phase control
Ratings	Voltage 230/240V a.c. 50Hz Maximum Load 500W Minimum Load 40W
Load Suitability	Incandescent Not suitable 240V Halogen Lighting Not suitable Low Voltage Lighting - Electronic Transformers Not suitable Low Voltage Lighting - Wire Wound Transformers Not suitable Fluorescents or Loads using Ballast or Inductors Not suitable Motor Speed Control 500W
Notes	Shaded pole or split phase motors only. Includes Thermal overload protection and kick-start feature

625C3

3-SPEED 'NO HUM' CEILING SWEEP FAN CONTROLLER

Overall Dimensions	118mm x 74mm
Mounting Centres	84mm
Poles / Ways	1 Pole / 2 Way
Ratings	Voltage 250V a.c. 50Hz Current 3 speed control for ceiling sweep fans up to 100VA. Uses 2µF and 3µF capacitors to control fan speed.
Terminal Capacity	Max. 4 x 1.5mm, or 2 x 2.5mm cables
Metal Coverplate Options	Suits 682M# metal cover plates

Dimmer Switches

654

ROTARY DIMMER SWITCH - UNIVERSAL 450W

Overall Dimensions	118mm x 74mm
Mounting Centres	84mm
Dimming Method	Electronic trailing edge
Ratings	Voltage 230/240V a.c. 50Hz Maximum Load 450W Minimum Load 20W
Load Suitability	Incandescent 450VA max 240V Halogen Lighting 450VA max Low Voltage Lighting - Electronic Transformers 450VA max Low Voltage Lighting - Wire Wound Transformers 450VA max Fluorescents or Loads using Ballast or Inductors Not suitable Motor Speed Control 240VA max
Notes	Shaded pole or split phase motors only.

634L

ROTARY DIMMER SWITCH - LEADING EDGE 450W

Overall Dimensions	118mm x 74mm
Mounting Centres	84mm
Dimming Method	Leading edge phase control
Ratings	Voltage 230/240V a.c. 50Hz Maximum Load 450W Minimum Load 20W
Load Suitability	Incandescent 450VA max 240V Halogen Lighting 450VA max Low Voltage Lighting - Electronic Transformers Not suitable Low Voltage Lighting - Wire Wound Transformers 450VA max Fluorescents or Loads using Ballast or Inductors Not suitable Motor Speed Control Not suitable

624T

ROTARY DIMMER SWITCH - TRAILING EDGE 450W

Overall Dimensions	118mm x 74mm
Mounting Centres	84mm
Dimming Method	Electronic trailing edge
Ratings	Voltage 230/240V a.c. 50Hz Maximum Load 450W Minimum Load 20W
Load Suitability	Incandescent 450VA max 240V Halogen Lighting 450VA max Low Voltage Lighting - Electronic Transformers 450VA max Low Voltage Lighting - Wire Wound Transformers Not suitable Fluorescents or Loads using Ballast or Inductors Not suitable Motor Speed Control Not suitable

620K

ROTARY DIMMER SWITCH - LEADING EDGE 1000W

Overall Dimensions	118mm x 74mm
Mounting Centres	84mm
Dimming Method	Leading edge phase control
Ratings	Voltage 230/240V a.c. 50Hz Maximum Load 1000W Minimum Load 150W
Load Suitability	Incandescent 1000VA max 240V Halogen Lighting 1000VA max Low Voltage Lighting - Electronic Transformers Not suitable Low Voltage Lighting - Wire Wound Transformers 1000VA max Fluorescents or Loads using Ballast or Inductors Not suitable Motor Speed Control Not suitable

Switches – 600 series

Key Card Switches

626VC2

KEY CARD SWITCH - 2 OUTPUT

Overall Dimensions	118mm x 74mm
Mounting Centres	84mm
Poles / Ways	2 Pole / 2 Way
Ratings	Voltage 250V a.c. 50Hz Current 2 x 15A (AS/NZS 3133)
Terminal Capacity	Max 4 x 1.5mm or 2 x 2.5mm cables
Metal Coverplate Options	Suits 626VCM# metal cover plates
Notes	2 x 16Amp resistive circuits controlled by a door entry card. Provision for two extra modules for manually controlled circuits or other standard modules. NC/NO outputs.

626VC4

KEY CARD SWITCH - 4 OUTPUT

Overall Dimensions	118mm x 74mm
Mounting Centres	84mm
Poles / Ways	2 x 1 Pole / 1 Way; plus 2 x 1 Pole / 2 way
Ratings	Voltage 230/240V a.c. 50Hz Current 4 x 10A
Terminal Capacity	Max 4 x 1.5mm or 2 x 2.5mm cables
Metal Coverplate Options	Suits 626VCM# metal cover plates
Notes	4 x 10Amp resistive circuits controlled by a door entry card. Provision for two extra modules for manually controlled circuits or other standard modules. Circuits 1 and 4 have NC/NO outputs.

Key Card Switches

626N

KEY CARD OPERATED SWITCH - 2 OUTPUT

Overall Dimensions	118mm x 74mm
Mounting Centres	84mm
Poles / Ways	2 Pole / 2 Way
Ratings	Voltage 250V a.c. 50Hz Current 20A / 16AX / M60 (AS/NZS 3133)
Terminal Capacity	Max 4 x 1.5mm or 2 x 2.5mm cables
Metal Coverplate Options	Suits 626NM# metal cover plates
Notes	Fitted with 2 x 681M20 switch modules (key card operated only) and two 600B blank modules. Fitted with neon locator feature. Key card included.

Timers

632

EXTRACTION FAN TIME DELAY

Overall Dimensions	118mm x 74mm
Mounting Centres	84mm
Poles / Ways	2 x 1 Pole / 1 Way; plus 2 x 1 Pole / 2 way
Ratings	Voltage 230/240V a.c. 50Hz Current 20A / 16AX (switch), 100VA inductive maximum (fan control)
Terminal Capacity	Max 4 x 1.5mm or 2 x 2.5mm cables
Metal Coverplate Options	Suits 682M# metal cover plates
Notes	Turns fan on when light switched on, and continues to operate fan for approx 8m 30s (factory set) after light switched off. Supplied with both standard and PRESS switch modules.

Timers

648TM IN 681VH PLATE

PROGRAMMABLE TIME DELAY

Overall Dimensions	118mm x 74mm
Mounting Centres	84mm
Poles / Ways	2 x 1 Pole / 1 Way; plus 2 x 1 Pole / 2 way
Ratings	Voltage 230/240V a.c. 50Hz Current 3A resistive (use relay for larger loads)
Terminal Capacity	Max 4 x 1.5mm or 2 x 2.5mm cables
Metal Coverplate Options	Suits 681M# metal cover plates
Notes	Installer selectable time from 15s to 120min. Three operation modes: On delay (with manual override) / On delay (with no override) / Off Delay (with manual override). Supplied with interchangeable white and black faceplates.

646R24

24HR ROTARY TIMER

Overall Dimensions	118mm x 74mm
Mounting Centres	84mm
Poles / Ways	1 Pole / 2 Way
Ratings	Voltage 230/240V a.c. 50Hz Current 16A Resistive, 8AX Inductive, 1350W incandescent
Terminal Capacity	Max 4 x 1.5mm or 2 x 2.5mm cables
Metal Coverplate Options	Suits 646R24M# metal cover plates
Notes	Minimum 100mA Switching current. 20 minute interval precision. NC and NO contacts. AUTO / OFF / MANUAL modes.

646E7

7 DAY ELECTRONIC TIMER

Overall Dimensions	118mm x 74mm
Mounting Centres	84mm
Poles / Ways	1 Pole / 2 Way
Ratings	Voltage 230/240V a.c. 50Hz Current 15A Resistive, 1000W tungsten
Terminal Capacity	Max 4 x 1.5mm or 2 x 2.5mm cables
Metal Coverplate Options	Suits 646E7M# metal cover plates
Notes	7 Day / 24Hr timing facility for up to 6 ON/ OFF cycles. Rechargeable backup battery holds program info during power failures. Manual override and random timing facility

646R7

7 DAY ROTARY TIMER

Overall Dimensions	118mm x 74mm
Mounting Centres	84mm
Poles / Ways	1 Pole / 2 Way
Ratings	Voltage 230/240V a.c. 50Hz Current 16A Resistive, 8AX Inductive, 1350W incandescent
Terminal Capacity	Max 4 x 1.5mm or 2 x 2.5mm cables
Metal Coverplate Options	Suits 646R24M# metal cover plates
Notes	Minimum 100mA Switching current. 140 minute interval precision. NC and NO contacts. AUTO / OFF / MANUAL modes.

Switch Plates – 600 series

Architrave Switch Plates

661VH

ONE APERTURE ARCHITRAVE GRID PLATE

Overall Dimensions	78mm x 32mm
Mounting Centres	62mm
Metal Coverplate Options	Suits 661M# metal cover plates
Notes	Suitable for vertical or horizontal mounting. Suits 560 mounting block.

662VH

TWO APERTURE ARCHITRAVE GRID PLATE

Overall Dimensions	78mm x 32mm
Mounting Centres	62mm
Metal Coverplate Options	Suits 662M# metal cover plates
Notes	Suitable for vertical or horizontal mounting. Suits 560 mounting block.

663VH

THREE APERTURE ARCHITRAVE GRID PLATE

Overall Dimensions	130mm x 32mm
Mounting Centres	114mm
Metal Coverplate Options	No metal cover plates available
Notes	Suitable for vertical or horizontal mounting. Suits 565 mounting block.

Architrave Switch Plates

664VH

FOUR APERTURE ARCHITRAVE GRID PLATE

Overall Dimensions	130mm x 32mm
Mounting Centres	114mm
Metal Coverplate Options	No metal cover plates available
Notes	Suitable for vertical or horizontal mounting. Suits 565 mounting block.

Worktop Switch Plates

688VH

ONE APERTURE WORKTOP GRID PLATE

Overall Dimensions	48mm x 100mm
Mounting Centres	80mm
Metal Coverplate Options	Suits 688M# metal cover plates
Notes	Suitable for vertical or horizontal mounting. Suits 567S mounting block and 558 mounting bracket.

689VH

TWO APERTURE WORKTOP GRID PLATE



Overall Dimensions	48mm x 100mm
Mounting Centres	80mm
Metal Coverplate Options	Suits 689M# metal cover plates
Notes	Suitable for vertical or horizontal mounting. Suits 567S mounting block and 558 mounting bracket.

Standard Switch Plates

681VH

ONE APERTURE GRID PLATE

Overall Dimensions	118mm x 74mm
Mounting Centres	84mm
Metal Coverplate Options	Suits 681M# metal cover plates
Notes	Suitable for vertical or horizontal mounting

684VH

FOUR APERTURE GRID PLATE

Overall Dimensions	118mm x 74mm
Mounting Centres	84mm
Metal Coverplate Options	Suits 684M# metal cover plates
Notes	Suitable for vertical or horizontal mounting

682VH

TWO APERTURE GRID PLATE

Overall Dimensions	118mm x 74mm
Mounting Centres	84mm
Metal Coverplate Options	Suits 682M# metal cover plates
Notes	Suitable for vertical or horizontal mounting

685VH

FIVE APERTURE GRID PLATE



Overall Dimensions	118mm x 74mm
Mounting Centres	84mm
Metal Coverplate Options	Suits 686M# metal cover plates
Notes	Suitable for vertical or horizontal mounting

683VH

THREE APERTURE GRID PLATE

Overall Dimensions	118mm x 74mm
Mounting Centres	84mm
Metal Coverplate Options	Suits 683M# metal cover plates
Notes	Suitable for vertical or horizontal mounting

686VH

SIX APERTURE GRID PLATE

Overall Dimensions	118mm x 74mm
Mounting Centres	84mm
Metal Coverplate Options	Suits 686M# metal cover plates
Notes	Suitable for vertical or horizontal mounting

Switch Plates – 600 series

Switch Plates with ID Facility

681VID

ONE APERTURE GRID PLATE WITH ID FACILITY

Overall Dimensions	118mm x 74mm
Mounting Centres	84mm
Metal Coverplate Options	No metal cover plates available
Notes	Available in white only.

682HID

TWO APERTURE GRID PLATE WITH ID FACILITY

Overall Dimensions	74mm x 118mm
Mounting Centres	84mm
Metal Coverplate Options	No metal cover plates available
Notes	Available in white only.

681HID

ONE APERTURE GRID PLATE WITH ID FACILITY

Overall Dimensions	74mm x 118mm
Mounting Centres	84mm
Metal Coverplate Options	No metal cover plates available
Notes	Available in white only.

683HID

THREE APERTURE GRID PLATE WITH ID FACILITY

Overall Dimensions	74mm x 118mm
Mounting Centres	84mm
Metal Coverplate Options	No metal cover plates available
Notes	Available in white only.

682VID

TWO APERTURE GRID PLATE WITH ID FACILITY

Overall Dimensions	118mm x 74mm
Mounting Centres	84mm
Metal Coverplate Options	No metal cover plates available
Notes	Available in white only.

684VID

FOUR APERTURE GRID PLATE WITH ID FACILITY

Overall Dimensions	118mm x 74mm
Mounting Centres	84mm
Metal Coverplate Options	No metal cover plates available
Notes	Available in white only.

Switch Plates with ID Facility

684HID

FOUR APERTURE GRID PLATE WITH ID FACILITY



Overall Dimensions	118mm x 74mm
Mounting Centres	84mm
Metal Coverplate Options	No metal cover plates available
Notes	Available in white only.

Blank Switch Plates

650BVH

STANDARD FULL-FACE BLANK PLATE

Overall Dimensions	118mm x 74mm
Mounting Centres	84mm
Metal Coverplate Options	Suits 650BM# metal cover plates
Notes	Suitable for vertical or horizontal mounting

650VH

STANDARD OEM BLANK PLATE

Overall Dimensions	118mm x 74mm
Mounting Centres	84mm
Metal Coverplate Options	Suits 686M# metal cover plates
Notes	Suitable for vertical or horizontal mounting

Cover Plates – 600 series

Combination Cover Plates

682-681C

COMBINATION COVER for TWO MODULES & SINGLE MODULE

Overall Dimensions	118mm x 145mm
Metal Coverplate Options	Cat 149 Flush Box.
Notes	Available in white only.

686-686C

DUAL COVER for CAT 686 SWITCHES



Overall Dimensions	118mm x 145mm
Metal Coverplate Options	Cat 149 Flush Box.
Notes	Available in white only.

683-683C

DUAL COVER for CAT 683 SWITCHES

Overall Dimensions	118mm x 145mm
Metal Coverplate Options	Cat 149 Flush Box.
Notes	Available in white only.

681-695C

COMBINATION COVER for SINGLE MODULE & CAT 695 SOCKET

Overall Dimensions	118mm x 145mm
Metal Coverplate Options	Cat 149 Flush Box.
Notes	Available in white only.

684-684C

DUAL COVER for CAT 684 SWITCHES

Overall Dimensions	118mm x 145mm
Metal Coverplate Options	Cat 149 Flush Box
Notes	Available in white only.

683-692C

COMBINATION COVER for THREE MODULES & CAT 692 SOCKET

Overall Dimensions	118mm x 145mm
Metal Coverplate Options	Cat 149 Flush Box
Notes	Available in white only.

Combination Cover Plates

692-681C

COMBINATION COVER for CAT 692 SOCKET & SINGLE MODULE

Overall Dimensions	118mm x 145mm
Metal Coverplate Options	Cat 149 Flush Box.
Notes	Available in white only.

695-695XC

COMBINATION COVER for CAT 695 SOCKET & CAT 695X SOCKET

Overall Dimensions	118mm x 145mm
Metal Coverplate Options	Cat 149 Flush Box.
Notes	Available in white only.

692-692C

DUAL COVER for CAT 692 SOCKETS

Overall Dimensions	118mm x 145mm
Metal Coverplate Options	Cat 149 Flush Box.
Notes	Available in white only.

695-695C

DUAL COVER for CAT 695 SOCKETS



Overall Dimensions	118mm x 145mm
Metal Coverplate Options	Cat 149 Flush Box.
Notes	Available in white only.

Cover Plates – 600 series

626NMPB
626NMBBZ
626NMSS

626VCMPB
626VCMBBZ
626VCMSS

646R24MPB
646R24MBBZ
646R24MSS

650BMPB
650BMBBZ
650BMSS
650CP

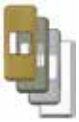

661MPB
661MBBZ
661MSS
661C

662MPB
662MBBZ
662MSS
662C

681MPB
681MBBZ
681MSS
681C

682MPB
682MBBZ
682MSS
682C

683MPB
683MBBZ
683MSS
683C

684MPB
684MBBZ
684MSS
684C

686MPB
686MBBZ
686MSS
686C

688MPB
688MBBZ
688MSS

689MPB
689MBBZ
689MSS

Polished Brass Finish

612MPB	661MPB	683MPB
N/A	662MPB	683WPMPB
626VCMPB	679MPB	684MPB
646E7MPB	680MPB	686MPB
646R24MPB	681MPB	688MPB
N/A	682MPB	689MPB
650BMPB		

Brushed Bronze Finish

612MBBZ	661MBBZ	683MBBZ
626NMBBZ	662MBBZ	683WPMBBZ
N/A	679MBBZ	684MBBZ
646E7MBBZ	680MBBZ	686MBBZ
646R24MBBZ	681MBBZ	688MBBZ
647MBBZ	682MBBZ	689MBBZ
650BMBBZ		

Stainless Steel Finish

612MSS	661MSS	683MSS
626NMSS	662MSS	683WPMSS
626VCMSS	679MSS	684MSS
646E7MSS	680MSS	686MSS
646R24MSS	681MSS	688MSS
647MSS	682MSS	689MSS
650BMSS		

Plastic Finish

(Available in white only)

612C#	661C#	683C*
N/A	662C#	N/A
N/A	679C#	684C*
646E7C#	680C#	686C#
N/A	681C*	N/A
N/A	682C*	N/A
650CP*		

Switch cover plates can be used vertically or horizontally.

Security screwed metal switch cover plates are available on request - an extra charge may apply.

Available in white only
* Available in white and black only

Socket Cover Plates – 600 series

691MPB
691MBBZ
691MSS
691C

691XMPB
691XMBBZ
691XMSS
691XC

691RCDMPB
691RCDMBBZ
691RCDMSS
691RCDC

692MPB
692MBBZ
692MSS
692C

692XMPB
692XMBBZ
692XMSS
692XC



694MPB
694MBBZ
694MSS
694C

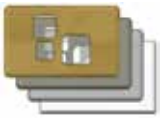

694XMPB
694XMBBZ
694XMSS
694XC

694XXMPB
694XXMBBZ
694XXMSS
694XXC

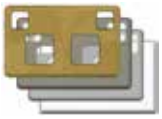

695MPB
695MBBZ
695MSS
695C

695RCDMPB
695RCDMBBZ
695RCDMSS

695XMPB
695XMBBZ
695XMSS
695XC

699TBMPB
699TBMBBZ
699TBMSS
699TBC

644C

641C

Polished Brass Finish

691MPB	694MPB	695RCDMPB
691XMPB	694XMPB	698MPB
691RCDMPB	694XXMPB	699TBMPB
692MPB	695MPB	N/A
692XMPB	695XMPB	

Brushed Bronze Finish

691MBBZ	694MBBZ	695RCDMBBZ
691XMBBZ	694XMBBZ	698MBBZ
691RCDMBBZ	694XXMBBZ	699TBBBZ
692MBBZ	695MBBZ	N/A
692XMBBZ	695XMBBZ	

Stainless Steel Finish

691MSS	694MSS	695RCDMSS
691XMSS	694XMSS	698MSS
691RCDMSS	694XXMSS	699TBMSS
692MSS	695MSS	N/A
692XMSS	695XMSS	

Plastic Finish

(Available in white only)

691C#	694C#	N/A
691XC#	694XC#	N/A
691RCDC#	694XXC#	699TBC#
692C#	695C*	699C#
692XC#	695XC#	

Switch cover plates can be used vertically or horizontally.

Security screwed metal switch cover plates are available on request - an extra charge may apply.

Available in white only
* Available in white and black only

691MPB

691MBBZ

691MSS

Protected Switches and Sockets – 600 series

RCD Protected Sockets

691RCD30

DOUBLE SWITCHED SOCKET WITH 30mA RCD PROTECTION

691RCD10

DOUBLE SWITCHED SOCKET WITH 10mA RCD PROTECTION

Overall Dimensions	118mm x 74mm
Mounting Centres	84mm
Ratings	Voltage 230/240V a.c. 50Hz Current 10A (socket), 20A (RCD downstream) Trip Current 30mA (691RCD30), 10mA (691RCD10) Average Trip Time 30ms
Terminal Capacity	Max. 2 x 2.5mm cables
Metal Coverplate Options	Suits 691RCDM# metal cover plates
Notes	Compliant with AS/NZS 3100, AS/NZS 3133, AS/NZS 3112, AS/NZS 3190. 691RCD10 available in white only Can be connected for downstream socket protection

695RCD30

DOUBLE SWITCHED SOCKET WITH 30mA RCD PROTECTION

695RCD10

DOUBLE SWITCHED SOCKET WITH 10mA RCD PROTECTION

Overall Dimensions	118mm x 74mm
Mounting Centres	84mm
Ratings	Voltage 230/240V a.c. 50Hz Current 10A (socket), 20A (RCD downstream) Trip Current 30mA (695RCD30), 10mA (695RCD10) Average Trip Time 30ms
Terminal Capacity	Max. 2 x 2.5mm cables
Metal Coverplate Options	Suits 695RCDM# metal cover plates
Notes	Compliant with AS/NZS 3100, AS/NZS 3133, AS/NZS 3112, AS/NZS 3190. 695RCD10 available in white only Can be connected for downstream socket protection

696RCD30

PLATE MOUNTED 30mA RCD (20A)

696RCD10

PLATE MOUNTED 10mA RCD (20A)

Overall Dimensions	118mm x 74mm
Mounting Centres	84mm
Ratings	Voltage 230/240V a.c. 50Hz Current 20A (RCD downstream) Trip Current 30mA (696RCD30), 10mA (696RCD10) Average Trip Time 30ms
Terminal Capacity	Max. 2 x 2.5mm cables
Metal Coverplate Options	Suits 686M# metal cover plates
Notes	Compliant with AS/NZS 3100, AS/NZS 3133, AS/NZS 3112, AS/NZS 3190. 696RCD10 available in white only. Can be connected for downstream socket protection

675HRCD30

RCD PROTECTED SOCKET AND SHAVER SOCKET

Overall Dimensions	118mm x 145mm
Mounting Centres	84mm
Ratings	Voltage 230/240V a.c. 50Hz Current 10A (socket), 20A (RCD downstream) Trip Current 30mA Average Trip Time 30ms
Shaver Socket Ratings	Voltage 230/240V a.c primary with 240/115V a.c. secondary Current 20VA max
Metal Coverplate Options	Not available
Notes	Comes complete with 149 flush box. Available in white only. Provides RCD protection to downstream sockets.

Shaver Socket

675

UNIVERSAL SHAVER SOCKET

Overall Dimensions	118mm x 74mm	
Mounting Centres	84mm	
Ratings	Voltage Current	230/240V a.c primary with 240/115V a.c. secondary 20VA max
Metal Coverplate Options	Suits 686M# metal cover plates	
Notes	Double insulated. Vertical or horizontal mounting. Switches on when plug is inserted.	

Surge Protected Double Socket Outlets

600SM in 692X

SURGE PROTECTED DOUBLE SWITCHED SOCKET

600SM in 695X

SURGE PROTECTED DOUBLE SWITCHED SOCKET

Overall Dimensions	118mm x 74mm	
Mounting Centres	84mm	
Ratings	Supply Voltage Current Maximum Continual Voltage Maximum Discharge Current Maximum Energy Absorption	230/240V a.c. 50Hz 10A (socket) 275V a.c. 50Hz 8kA (once, 8/20µS) 151J (2ms)
Terminal Capacity	Max. 2 x 2.5mm cables	
Metal Coverplate Options	Suits 692XM# or 695XM# metal cover plates	
Notes	Order as 600SM x 1, 692X or 695X x 1.	

Thermal Protected Double Sockets

695T

THERMAL PROTECTED DOUBLE SOCKET - 10A

Using electronic sensing Celcitect™ technology the thermal socket outlet constantly monitors the current flow and voltage of any device that is plugged in, as well as the resulting temperature of the socket outlet itself.

Over temperature protection will occur past 75°C, and combine this with over current protection for an overload situation, it provides for a new level of electrical safety.

Features

- Over temperature protection
- Over current protection
- Double pole switching
- Safety shuttered socket outlets

Overall Dimensions	118mm x 74mm	
Mounting Centres	84mm	
Ratings	Voltage Current	250V a.c. 50Hz 10A per socket max / 16A total loading
Terminal Capacity	Max. 2 x 2.5mm cables	
Metal Coverplate Options	No metal cover plates available	
Notes	This socket is not an RCD and does not replace one.	

Switched Sockets – 600 series

Vertical Switched Sockets

691

SINGLE SWITCHED SOCKET - 10A

Overall Dimensions	118mm x 74mm
Mounting Centres	84mm
Ratings	Voltage 230/240V a.c. 50Hz Current 10A
Terminal Capacity	Max. 2 x 2.5mm cables
Metal Coverplate Options	Suits 691M# metal cover plates

691/15

SINGLE SWITCHED SOCKET - 15A

Overall Dimensions	118mm x 74mm
Mounting Centres	84mm
Ratings	Voltage 230/240V a.c. 50Hz Current 15A
Terminal Capacity	Max. 2 x 2.5mm cables
Metal Coverplate Options	Suits 691M# metal cover plates

691X

SINGLE SWITCHED SOCKET - 10A WITH REMOVABLE EXTRA SWITCH - 20A

Overall Dimensions	118mm x 74mm
Mounting Centres	84mm
Ratings	Voltage 230/240V a.c. 50Hz Current 10A (socket), 20A / 16AX (extra switch)
Terminal Capacity	Max. 2 x 2.5mm cables
Metal Coverplate Options	Suits 691XM# metal cover plates

692

DOUBLE SWITCHED SOCKET - 10A

Overall Dimensions	118mm x 74mm
Mounting Centres	84mm
Ratings	Voltage 230/240V a.c. 50Hz Current 10A
Terminal Capacity	Max. 2 x 2.5mm cables
Metal Coverplate Options	Suits 692M# metal cover plates

691R

SINGLE SWITCHED SOCKET - 10A WITH ROUND EARTH PIN

Overall Dimensions	118mm x 74mm
Mounting Centres	84mm
Ratings	Voltage 230/240V a.c. 50Hz Current 10A
Terminal Capacity	Max. 2 x 2.5mm cables
Metal Coverplate Options	Suits 691M# metal cover plates

692X

DOUBLE SWITCHED SOCKET - 10A WITH REMOVABLE EXTRA SWITCH - 20A

Overall Dimensions	118mm x 74mm
Mounting Centres	84mm
Ratings	Voltage 230/240V a.c. 50Hz Current 10A (socket), 20A / 16AX (extra switch)
Terminal Capacity	Max. 2 x 2.5mm cables
Metal Coverplate Options	Suits 692XM# metal cover plates

Vertical Switched Sockets

692R

DOUBLE SWITCHED SOCKET - 10A WITH ROUND EARTH PIN

Overall Dimensions	118mm x 74mm
Mounting Centres	84mm
Ratings	Voltage 230/240V a.c. 50Hz Current 10A
Terminal Capacity	Max. 2 x 2.5mm cables
Metal Coverplate Options	Suits 692M# metal cover plates

692ID

DOUBLE SWITCHED SOCKET - 10A WITH CIRCUIT ID FACILITY

Overall Dimensions	118mm x 74mm
Mounting Centres	84mm
Ratings	Voltage 230/240V a.c. 50Hz Current 10A
Terminal Capacity	Max. 2 x 2.5mm cables
Metal Coverplate Options	Suits 692XM# metal cover plates
Notes	Opaque ID cap (supplied) can be engraved, or alternatively a label can be printed and fitted to a transparent ID cap (supplied).

691X

SINGLE SWITCHED SOCKET - 10A WITH REMOVABLE EXTRA SWITCH - 20A

Overall Dimensions	118mm x 74mm
Mounting Centres	84mm
Ratings	Voltage 230/240V a.c. 50Hz Current 10A (socket), 20A / 16AX (extra switch)
Terminal Capacity	Max. 2 x 2.5mm cables
Metal Coverplate Options	Suits 691XM# metal cover plates

692/15

DOUBLE SWITCHED SOCKET - 15A

Overall Dimensions	118mm x 74mm
Mounting Centres	84mm
Ratings	Voltage 230/240V a.c. 50Hz Current 15A
Terminal Capacity	Max. 2 x 2.5mm cables
Metal Coverplate Options	Suits 692M# metal cover plates

692P

DOUBLE SWITCHED SOCKET - 10A WITH 'RCD PROTECTED' INDICATOR

Overall Dimensions	118mm x 74mm
Mounting Centres	84mm
Ratings	Voltage 230/240V a.c. 50Hz Current 10A
Terminal Capacity	Max. 2 x 2.5mm cables
Metal Coverplate Options	Suits 692XM# metal cover plates
Notes	Amber neon power available indicator with 'RCD PROTECTED' printing

Switched Sockets – 600 series

Horizontal Switched Sockets

694

SINGLE SWITCHED SOCKET - 10A

Overall Dimensions	118mm x 74mm
Mounting Centres	84mm
Ratings	Voltage 230/240V a.c. 50Hz Current 10A
Terminal Capacity	Max. 2 x 2.5mm cables
Metal Coverplate Options	Suits 694M# metal cover plates

694/15

SINGLE SWITCHED SOCKET - 15A

Overall Dimensions	118mm x 74mm
Mounting Centres	84mm
Ratings	Voltage 230/240V a.c. 50Hz Current 15A
Terminal Capacity	Max. 2 x 2.5mm cables
Metal Coverplate Options	Suits 694M# metal cover plates

694X

SINGLE SWITCHED SOCKET - 10A WITH REMOVABLE EXTRA SWITCH - 20A

Overall Dimensions	118mm x 74mm
Mounting Centres	84mm
Ratings	Voltage 230/240V a.c. 50Hz Current 10A (socket), 20A / 16AX (extra switch)
Terminal Capacity	Max. 2 x 2.5mm cables
Metal Coverplate Options	Suits 694XM# metal cover plates

695

DOUBLE SWITCHED SOCKET - 10A

Overall Dimensions	118mm x 74mm
Mounting Centres	84mm
Ratings	Voltage 230/240V a.c. 50Hz Current 10A
Terminal Capacity	Max. 2 x 2.5mm cables
Metal Coverplate Options	Suits 695M# metal cover plates

694XX

SINGLE SWITCHED SOCKET - 10A WITH TWO REMOVABLE EXTRA SWITCHES - 20A

Overall Dimensions	118mm x 74mm
Mounting Centres	84mm
Ratings	Voltage 230/240V a.c. 50Hz Current 10A (socket), 20A / 16AX (extra switches)
Terminal Capacity	Max. 2 x 2.5mm cables
Metal Coverplate Options	Suits 694XXM# metal cover plates

695X

DOUBLE SWITCHED SOCKET - 10A WITH REMOVABLE EXTRA SWITCH - 20A

Overall Dimensions	118mm x 74mm
Mounting Centres	84mm
Ratings	Voltage 230/240V a.c. 50Hz Current 10A (socket), 20A / 16AX (extra switch)
Terminal Capacity	Max. 2 x 2.5mm cables
Metal Coverplate Options	Suits 695XM# metal cover plates

Horizontal Switched Sockets

695R

DOUBLE SWITCHED SOCKET - 10A WITH ROUND EARTH PIN

Overall Dimensions	118mm x 74mm
Mounting Centres	84mm
Ratings	Voltage 230/240V a.c. 50Hz Current 10A
Terminal Capacity	Max. 2 x 2.5mm cables
Metal Coverplate Options	Suits 695M# metal cover plates

695ID

DOUBLE SWITCHED SOCKET - 10A WITH CIRCUIT ID FACILITY

Overall Dimensions	118mm x 74mm
Mounting Centres	84mm
Ratings	Voltage 230/240V a.c. 50Hz Current 10A
Terminal Capacity	Max. 2 x 2.5mm cables
Metal Coverplate Options	Suits 695XM# metal cover plates
Notes	Opaque ID cap (supplied) can be engraved, or alternatively a label can be printed and fitted to a transparent ID cap (supplied).

695N

DOUBLE SWITCHED SOCKET - 10A WITH NEON INDICATORS

Overall Dimensions	118mm x 74mm
Mounting Centres	84mm
Ratings	Voltage 230/240V a.c. 50Hz Current 10A
Terminal Capacity	Max. 2 x 2.5mm cables
Metal Coverplate Options	Suits 695M# metal cover plates
Notes	Amber neon indicators in switches give power on indication

695/15

DOUBLE SWITCHED SOCKET - 15A

Overall Dimensions	118mm x 74mm
Mounting Centres	84mm
Ratings	Voltage 230/240V a.c. 50Hz Current 15A
Terminal Capacity	Max. 2 x 2.5mm cables
Metal Coverplate Options	Suits 695M# metal cover plates

695P

DOUBLE SWITCHED SOCKET - 10A WITH 'RCD PROTECTED' INDICATOR

Overall Dimensions	118mm x 74mm
Mounting Centres	84mm
Ratings	Voltage 230/240V a.c. 50Hz Current 10A
Terminal Capacity	Max. 2 x 2.5mm cables
Metal Coverplate Options	Suits 695XM# metal cover plates
Notes	Amber neon power available indicator with 'RCD PROTECTED' printing

Switched Sockets – 600 series

Worktop Switched Sockets

698

SINGLE SWITCHED SOCKET - 10A

Overall Dimensions	48mm x 100mm
Mounting Centres	80mm
Ratings	Voltage 230/240V a.c. 50Hz Current 10A
Terminal Capacity	Max. 2 x 2.5mm cables
Metal Coverplate Options	Suits 698M# metal cover plates

699

DOUBLE SWITCHED SOCKET - 10A

Overall Dimensions	48mm x 170mm
Mounting Centres	150mm
Ratings	Voltage 230/240V a.c. 50Hz Current 10A
Terminal Capacity	Max. 2 x 2.5mm cables
Metal Coverplate Options	Not available

698R

SINGLE SWITCHED SOCKET - 10A WITH ROUND EARTH PIN

Overall Dimensions	48mm x 100mm
Mounting Centres	80mm
Ratings	Voltage 230/240V a.c. 50Hz Current 10A
Terminal Capacity	Max. 2 x 2.5mm cables
Metal Coverplate Options	Suits 698M# metal cover plates

699TB

DOUBLE SWITCHED SOCKET - 10A WITH SEPARATE BASES

Overall Dimensions	48mm x 170mm
Mounting Centres	150mm
Ratings	Voltage 230/240V a.c. 50Hz Current 10A
Terminal Capacity	Max. 2 x 2.5mm cables
Metal Coverplate Options	Suits 699TBM# metal cover plates

698/15

SINGLE SWITCHED SOCKET - 15A

Overall Dimensions	48mm x 100mm
Mounting Centres	80mm
Ratings	Voltage 230/240V a.c. 50Hz Current 15A
Terminal Capacity	Max. 2 x 2.5mm cables
Metal Coverplate Options	Suits 698M# metal cover plates

Unswitched Sockets – 600 series

Worktop Switched Sockets

699TBR

DOUBLE SWITCHED SOCKET - 10A WITH ROUND EARTH PIN

Overall Dimensions	48mm x 170mm
Mounting Centres	150mm
Ratings	Voltage 230/240V a.c. 50Hz Current 10A
Terminal Capacity	Max. 2 x 2.5mm cables
Metal Coverplate Options	Suits 699TBM# metal cover plates

699TB/15

DOUBLE SWITCHED SOCKET - 15A WITH SEPARATE BASES

Overall Dimensions	48mm x 170mm
Mounting Centres	150mm
Ratings	Voltage 230/240V a.c. 50Hz Current 10A
Terminal Capacity	Max. 2 x 2.5mm cables
Metal Coverplate Options	Suits 699TBM# metal cover plates

Horizontal Unswitched Socket

693/2

DOUBLE HORIZONTAL UNSWITCHED SOCKET - 10A

Overall Dimensions	74mm x 118mm
Mounting Centres	84mm
Ratings	Voltage 230/240V a.c. 50Hz Current 10A
Terminal Capacity	Max. 2 x 2.5mm cables
Metal Coverplate Options	Not available
Notes	Separate bases allow for remote individual control of connected devices.

Quad Socket Outlets

641

4-WAY SWITCHED SOCKET - 10A

Overall Dimensions	194mm x 81mm
Mounting Centres	84mm
Ratings	Voltage 230/240V a.c. 50Hz Current 10A
Terminal Capacity	Max. 2 x 2.5mm cables
Metal Coverplate Options	Not available

644

4-WAY SWITCHED SOCKET - 10A

Overall Dimensions	79mm x 191mm
Mounting Centres	84mm
Ratings	Voltage 230/240V a.c. 50Hz Current 10A
Terminal Capacity	Max. 2 x 2.5mm cables
Metal Coverplate Options	Not available

641P

4-WAY SWITCHED SOCKET - 10A WITH 'RCD ON' INDICATOR

Overall Dimensions	194mm x 81mm
Mounting Centres	84mm
Ratings	Voltage 230/240V a.c. 50Hz Current 10A
Terminal Capacity	Max. 2 x 2.5mm cables
Metal Coverplate Options	Not available
Notes	Available in white only

644P

4-WAY SWITCHED SOCKET - 10A WITH 'RCD ON' INDICATOR

Overall Dimensions	79mm x 191mm
Mounting Centres	84mm
Ratings	Voltage 230/240V a.c. 50Hz Current 10A
Terminal Capacity	Max. 2 x 2.5mm cables
Metal Coverplate Options	Not available
Notes	Available in white only

641/15

4-WAY SWITCHED SOCKET - 10A WITH 1 x 15A OUTLET

Overall Dimensions	194mm x 81mm
Mounting Centres	84mm
Ratings	Voltage 230/240V a.c. 50Hz Current 10A (x3), 15A (x1)
Terminal Capacity	Max. 2 x 2.5mm cables
Metal Coverplate Options	Not available
Notes	Available in white only

644/15

4-WAY SWITCHED SOCKET - 10A WITH 1 x 15A OUTLET

Overall Dimensions	79mm x 191mm
Mounting Centres	84mm
Ratings	Voltage 230/240V a.c. 50Hz Current 10A (x3), 15A (x1)
Terminal Capacity	Max. 2 x 2.5mm cables
Metal Coverplate Options	Not available
Notes	Available in white only

Telephone and TV Outlets – 600 series

Telephone and TV Outlets

617BT2

2-WIRE TELEPHONE OUTLET PLATE

Overall Dimensions	118mm x 74mm
Mounting Centres	84mm
Metal Coverplate Options	Suits 612M# metal coverplates
Notes	Standard 2-wire, 2-contact telephone outlet. IDC terminations

628

TELEVISION OUTLET

Overall Dimensions	118mm x 74mm
Mounting Centres	84mm
Metal Coverplate Options	Suits 681M# metal coverplates
Notes	75 ohm PAL Belling-Lee outlet with clamp terminals

617BT2/2

DOUBLE 2-WIRE TELEPHONE OUTLET PLATE

Overall Dimensions	118mm x 74mm
Mounting Centres	84mm
Metal Coverplate Options	Suits 612M# metal coverplates
Notes	Standard 2-wire, 2-contact telephone outlets. IDC terminations

628F

TELEVISION OUTLET WITH REAR 'F' CONNECTION

Overall Dimensions	118mm x 74mm
Mounting Centres	84mm
Metal Coverplate Options	Suits 681M# metal coverplates
Notes	75 ohm PAL Belling-Lee outlet with rear 'F' cable connection

Switch Modules – 600 series

Standard Switch Modules

681M20

SWITCH MODULE

Poles / Ways	1 Pole / 2 Way
Ratings	Voltage 250V a.c. 50Hz Current 20A / 16AX / M60 (AS/NZS 3133)
Terminal Capacity	Max. 4 x 1.5mm, or 2 x 2.5mm cables

681M20P

MOMENTARY SWITCH MODULE

Poles / Ways	1 Pole / 2 Way
Ratings	Voltage 250V a.c. 50Hz Current 20A / 16AX/ M60 (AS/NZS 3133)
Terminal Capacity	Max. 4 x 1.5mm, or 2 x 2.5mm cables
Notes	Momentary 'PRESS' action
681M20B	As per 681M20P except printed 'BELL'
681M20PB	As per 681M20P except rocker unprinted.
681M20R	As per 681M20P except printed 'RESET'

Dedicated Switch Modules

681M20

DEDICATED SWITCH MODULES

Ratings	250V a.c., 50Hz, 20A 16AX/ M60 (AS/NZS 3133), 2-Way.

681M20AC 681M20L 681M20LO 681M20WT

681M20AC	Marked 'AIR CON'.
681M20A/M	Marked 'AUTO/MANUAL'.
681M20D	Marked 'DINING'.
681M20DR	Marked 'DOOR'.
681M20DW	Marked 'DISHWASHER'.
681M20DY	Marked 'DRYER'.
681M20F	Marked 'FAN'.
681M20FG	Marked 'FRIDGE'.
681M20F/R	Marked 'FORWARD/REVERSE'.
681M20G	Marked 'GAS'.
681M20GN	Marked 'GARDEN'.
681M20H	Marked 'HEAT'.
681M20HD	Marked 'HOOD'.
681M20HLF	Marked 'HIGH/FAN/LOW'.

681M20I/O	Marked 'ON/OFF'.
681M20L	Marked 'LIGHT'.
681M20LO	Marked 'LOUNGE'.
681M20MR	Marked 'MIRROR'.
681M20MW	Marked 'MICROWAVE'.
681M20O	Marked 'OUTSIDE'.
681M20PL	Marked 'POOL'.
681M20PU	Marked 'PUMP'.
681M20S	Marked 'SPA'.
681M20SE	Marked 'SENSOR'.
681M20ST	Marked 'STAIRS'.
681M20TV	Marked 'TV'.
681M20WH	Marked 'WASH'.
681M20WT	Marked 'WASTE'.

Standard Switch Modules

678M16

INTERMEDIATE SWITCH MODULE

Ratings	250V a.c., 50Hz, 16A/ 8AX (AS/NZS 3133)

681MT16

PUSH BUTTON SWITCH MODULE

Poles / Ways	1 Pole / 2 Way
Ratings	Voltage 250V a.c. 50Hz Current 16A / 16AX (AS/NZS 3133)
Terminal Capacity	Maximum 4 x 1.5mm² or 2 x 2.5mm² cables
Notes	Prefitted with rewirable blue LED indicator.

687M10

DOUBLE POLE SWITCH MODULE

Ratings	250V a.c., 50Hz, 10A (AS/NZS 3133)

681MT10PB

MOMENTARY PUSH BUTTON SWITCH MODULE

Poles / Ways	1 Pole / 2 Way
Ratings	AC Voltage 250V a.c. 50Hz Current 10A / 10AX (AS/NZS 3133) DC Voltage 24V d.c. Current 10A resistive
Terminal Capacity	Maximum 4 x 1.5mm² or 2 x 2.5mm² cables
Notes	Prefitted with rewirable blue LED indicator.

680M20N

SWITCH MODULE WITH NEON INDICATOR

Poles / Ways	1 Pole / 1 Way
Ratings	Voltage 250V a.c. 50Hz Current 20A / 16AX / M60 (AS/NZS 3133)
Terminal Capacity	Max. 4 x 1.5mm, or 2 x 2.5mm cables
Notes	Neon flying leads can be connected to stay permanently on or to indicate when switch is on.

Switch Modules – 600 series

Standard Switch Modules

680M32

SWITCH MODULE

Ratings	250V a.c., 50Hz., Single Pole, 1-Way, 32A, 20AX (AS/NZS 3133), M180.
Terminals accommodate	2 x 6mm^2 conductors.
680M32AC	Marked 'AIR CON'.
680M32H	Marked 'HOB'.
680M32I/O	Marked 'ON/OFF'.
680M32O	Marked 'OVEN'.
680M32R	Marked 'RANGE'.

Rotary Switch Modules

687M3

3-POSITION ROTARY MODULE

687M4

4-POSITION ROTARY MODULE

Positions	0, 1, 2	
687M3A/M	**3-POSITION ROTARY MODULE**	AUTO, OFF, MAN
687M3I/II	**3-POSITION ROTARY MODULE**	I, 0, II
687M4	**4-POSITION ROTARY MODULE**	0, 1, 2, 3
687M4F	**4-POSITION ROTARY MODULE**	0, 1, 2, 3 Dial marked 'Fan'.

Switch Modules with Hinged Lids

681M16HF

SWITCH MODULE

Ratings	250V a.c., 50Hz, 16A/ 16AX/ M50 (AS/NZS 3133), 2-Way.
681M16HFAL*	As for 681M16HF but with hinged, protective lid marked 'ALARM'.
681M16HFCL*	As for 681M16HF but Available in white only with clear, hinged, protective lid.Card supplied for ID purposes.
681M16HFF*	As for 681M16HF but with hinged, protective lid marked 'FRIDGE'.
681M16HFMW*	As for 681M16HF but with hinged, protective lid marked 'MICROWAVE'.
681M16HFS*	As for 681M16HF but with hinged, protective lid marked 'SENSOR'.
Notes	*Available in white only.

Tactile Switch Modules

680TMPB

TACTILE SWITCH MODULE

Rating	24V d.c., 10mA. 12V d.c., 50mA.
Feature	Momentary contact switch, normally open.

680TMNPB

ILLUMINATED TACTILE SWITCH MODULE

Rating	24V d.c., 10mA. 12V d.c., 50mA.
Feature	Momentary contact switch, normally open. Separate terminals allow independent wiring of LED. Available with RED or GREEN LED. Module available in white only.

Pull Cord Switch Modules

681M16PS

PULL CORD SWITCH MODULE

Rating	250V a.c., 50Hz, 16A/ 16AX/ M50 (AS/NZS 3133), 10AX 1-Way/2-Way.
Notes	Module available in white only.

673MM

MOMENTARY CONTACT PULL CORD SWITCH MODULE



Rating	24V, 12A.
Notes	N/O - N/C. White module with red button and actuator.

Permanent Connection Module

651M2

PERMANENT CONNECTION MODULE

Rating	230V - 240V a.c., 50Hz, 16A.
Notes	'Bell Mouth' cable entry accommodates flexible cords up to 10mm diameter.

Switch Modules – 600 series

Modules

100MPIR

PASSIVE INFRA-RED SENSOR MODULE

Ideal for controlling stairway and restroom lighting - no contact required.
Increase your energy efficiency by powering lighting only as and when required.

Ratings	Voltage Load Field of View Detection range	230/240V a.c. 50Hz 3A resistive (use relay for larger loads) 100° Horiz; 82° Vert 5m forward arc
Terminal Capacity	Flying leads	
Notes	Adjustable LUX (5-2000) and TIME settings (10s to 15m). Supplied with interchangeable coloured faceplates plus white mask.	

648TM

PROGRAMMABLE TIME DELAY MODULE

The one stop solution for controlling power to lights and appliances - ideal for increasing energy efficiency in an installation. Provide timed lighting for bathrooms, wardrobes or towel rails. Blue LED gives clear indication of timing status.

Ratings	Voltage Load	230/240V a.c. 50Hz 3A resistive (use relay for larger loads)
Terminal Capacity	Flying leads	
Notes	Installer selectable time from 15s to 120min. Three operation modes: On delay (with manual override) / On delay (with no override) / Off Delay (with manual override). Supplied with interchangeable white and black faceplates.	

600RM

RELAY MODULE

Perfect for adding additional functionality to other devices, or for increasing load capability. Add extra output circuits to key card or key switches.
Increase the load capability of sensors or timers.

Ratings	Voltage Load Outputs	230/240V a.c. 50Hz 16A / 6AX NC and NO outputs
Terminal Capacity	Flying leads (coil), 2 x 2.5mm² cable max (load)	
Notes	Supplied with interchangeable coloured faceplates. Can be cable behind gridplate. Features aperture behind faceplate for status indicator (optional - for use with white faceplate only).	

Dimmers

	634LM	624TM	654M
Power Rating	450VA	450VA	450VA
Load Type Compatibility	Medium	Medium	High
Resistive	✔	✔	✔
Inductive	✔	✘	✔
Capacitive	✘	✔	✔
Small Motors	✘	✘	✔
Short Circuit Protection	✘	✘	✔
Derating Factor for Multigang Applications	25% (per additional mech per plate)	25% (per additional mech per plate)	25% (per additional mech per plate)
Soft Start Feature	✔	✔	✔
Voltage Stability	✔	✔	✔
Frequency Stability	✔	✔	✔
Immunity to Ripple Signal Injection	✔	✔	✔
Over-current Compensation	✔	✔	✔
Over-temperature Compensation	✔	✔	✔
Thermal Shutdown	✘	✘	✔
“Safe” in all modes operation	✔	✔	✔

Switch Modules – 600 series

Surge Protection Module

600SM

SURGE PROTECTION MODULE

Ratings	Nominal Voltage 250V a.c. 50Hz Maximum Continual Voltage 275V a.c. 50Hz Maximum Discharge Current 8kA (once, 8/20µS) Maximum Clamping Voltage 710V @ 100A Normal Power Consumption <1W Maximum Energy Absorption 151J (2ms)
Terminal Capacity	Flying leads (x3)
Notes	Provides upstream and downstream fine surge protection for outlets on the same circuit. Supplied with interchangeable white and black faceplates. Blue indicator shows protection status - protected only when lit.

Fan Speed Control Modules

625FM

ROTARY FAN SPEED CONTROLLER MODULE - 500W

Dimming Method	Leading edge phase control
Ratings	Voltage 230/240V a.c. 50Hz Maximum Load 500W Minimum Load 40W
Load Suitability	Incandescent Not suitable 240V Halogen Lighting Not suitable Low Voltage Lighting - Electronic Transformers Not suitable Low Voltage Lighting - Wire Wound Transformers Not suitable Fluorescents or Loads using Ballast or Inductors Not suitable Motor Speed Control 500W
Notes	Shaded pole or split phase motors only. Includes Thermal overload protection and kick-start feature

Fan Speed Control Modules

625C3M

3-SPEED FAN CONTROLLER MODULE - 100VA



Dimming Method	Leading edge phase control
Ratings	Voltage 230/240V a.c. 50Hz Load 3 speed control for ceiling sweep fans up to 100VA. Uses 2µF and 3µF capacitors to control fan speed.
Terminal Capacity	Max. 4 x 1.5mm, or 2 x 2.5mm cables
Notes	Two part module occupies two apertures in grid plate.

625C3/1M

3-SPEED FAN CONTROLLER MODULE - 100VA



Dimming Method	Leading edge phase control
Ratings	Voltage 230/240V a.c. 50Hz Load 3 speed control for ceiling sweep fans up to 100VA. Uses 1µF and 2µF capacitors to control fan speed.
Terminal Capacity	Max. 4 x 1.5mm, or 2 x 2.5mm cables
Notes	Two part module occupies two apertures in grid plate.

Communication Modules

617M2

2-WIRE TELEPHONE OUTLET MODULE

Contacts	2 Wire, 2 Contact
Notes	IDC Connections Two wire outlets are not compatible with 3-wire systems Approved to Telepermit PTC 226 Use IDC termination tool such as 500TT for wiring cables

619MM

DATA JACK ADAPTOR MODULE

Notes	Accepts RJ45 data jacks from Clipsal or Modtap

618M

BT TELEPHONE OUTLET MODULE

Contacts	6 Contacts, individually connectable
Notes	IDC Connections For PABX applications Use IDC termination tool such as 500TT for wiring cables

619MKC

DATA JACK ADAPTOR MODULE

619MKLC

DATA JACK ADAPTOR MODULE WITH HINGED LID

Notes	Accepts keystone RJ45 data jacks from Krone, Amp, Hubbell, Suttle, HPM, or Dataplus 619MKLC features hinged gravity lid to facilitate circuit ID, and protect data socket from dust when not in use.

619MD

CAT 6 RJ45 MODULE

619MDL

CAT 6 RJ45 MODULE WITH HINGED LID

Notes	IDC Connections Data and voice compatible Allows for both 568A and 568B wiring options

619MAC

DATA JACK ADAPTOR MODULE



619MALC

DATA JACK ADAPTOR MODULE WITH HINGED LID

Notes	Accepts RJ45 data jacks from AT&T and Suttle 619MALC features hinged gravity lid to facilitate circuit ID, and protect data socket from dust when not in use.

Communication Modules

628MF

COAXIAL CABLE SOCKET with REAR 'F' CONNECTION

Rating	75 Ohm. PAL type socket with 'F' connect in rear. Marked 'TV'.
628MFI	As for 628MF but marked 'IN'.
628MFO	As for 628MF but marked 'OUT'.
628MFS	As for 628MF but marked 'SKY'.
628MFV	As for 628MF but marked 'VIDEO'.

640MWH*

RCA A/V CONNECTION SOCKET

Features	Solder type terminals. Socket coloured WHITE.
Notes	* Available in white and black only.
640MBK*	As for 640MWH but socket coloured BLACK
640MBL*	As for 640MWH but socket coloured BLUE
640MGN*	As for 640MWH but socket coloured GREEN
640MRD*	As for 640MWH but socket coloured RED
640MYL*	As for 640MWH but socket coloured YELLOW

628M

COAXIAL CABLE CONNECTION SOCKET

Rating	75 Ohm. PAL type socket marked 'TV'. Clamp terminals.
629M	As for 628M but marked 'FM'. Available in white only.

615MF

'F' TYPE CONNECTOR MODULE

Features	'F' Female/Female through connector. Available in white only.
615MFTV	As for 615MF but marked 'TV'. Available in white only.
615MFSKY	As for 615MF but marked 'SKY'. Available in white only.

609M

TV-FM SPLITTER SOCKET MODULE

Features	Single coaxial connection to combined TV-FM aerial. Suits 75 Ohm coaxial cable. Comprising screw terminal for signal core and saddle clamp for earth screen. Marked 'FM' and 'TV' on respective modules. Suits 662VH and 682VH. Can be used as an outlet on master aerial systems. Available in white only.

615MBB

BANANA BINDING POST

Rating	12V - 28V, 10A. Suits standard banana plug. Accepts wire and forked terminal connections. Black band.
615MRB	As for 615MBB but with a red band.

LexCom Home Connectors

VDI552012

LEXCOM MODULAR CONNECTION JACK

VDI552012

611M

Features	Wideband tool-less STP connector for use in LexCom Home Network installations.
Bandwidth	0-900MHz
Insertion Loss	<0.025dB @ 100MHz
Impedance	100 Ohm z
611M	Adaptor clip for mounting VDI552012 LexCom connectors into 600 Series module apertures.

Blank Modules

600B

BLANK MODULE

600BST	Marked 'START'. Module available in white only.
600BSP	Marked 'STOP'. Module available in white only.
600BESP	Marked 'EMERGENCY STOP'. Module available in white only.

Communication Modules

616M

BNC SOCKET

Rating	50 Ohm. Solder terminals.
Notes	Available in white only.

600ID

BLANK MODULE for CIRCUIT ID

Features	Module comes with blank label for printing appliance details or circuit identification. A clear, clip-on cover protects the label.

680S

MODULE SHROUD

Rating	Flame retardant material. Insulates up to 3000V. Suits all 500 Series and 600 Designer Series modules.
Notes	Available grey only.

Module Ejector

600ME

MODULE EJECTOR

Features	For removing 500 Series and 600 Designer Series modules from plates. Collapses module clip-in legs simultaneously and ejects module.
Notes	Supplied in various colours.

Switch Plates – 500 series

Standard Switch Plates

581VH

SINGLE APERTURE GRID PLATE

Overall Dimensions	118mm x 74mm
Mounting Centres	84mm
Notes	Available in white only. Replacement screw caps available as Part# 500CWH

584VH

FOUR APERTURE GRID PLATE

Overall Dimensions	118mm x 74mm
Mounting Centres	84mm
Notes	Available in white only. Replacement screw caps available as Part# 500CWH

582VH

TWO APERTURE GRID PLATE

Overall Dimensions	118mm x 74mm
Mounting Centres	84mm
Notes	Available in white only. Replacement screw caps available as Part# 500CWH

586VH

SIX APERTURE GRID PLATE

Overall Dimensions	118mm x 74mm
Mounting Centres	84mm
Notes	Available in white only. Replacement screw caps available as Part# 500CWH

583VH

THREE APERTURE GRID PLATE

Overall Dimensions	118mm x 74mm
Mounting Centres	84mm
Notes	Available in white only. Replacement screw caps available as Part# 500CWH

550VH

BLANK GRID PLATE

Overall Dimensions	118mm x 74mm
Mounting Centres	84mm
Notes	Available in white only. Replacement screw caps available as Part# 500CWH

Architrave Switch Plates

561VH

ONE APERTURE ARCHITRAVE GRID PLATE

Overall Dimensions	78mm x 32mm
Mounting Centres	62mm
Notes	Available in white only. Replacement screw caps available as Part# 500CWH Suitable for vertical or horizontal mounting

562VH

TWO APERTURE ARCHITRAVE GRID PLATE

Overall Dimensions	78mm x 32mm
Mounting Centres	62mm
Notes	Available in white only. Replacement screw caps available as Part# 500CWH Suitable for vertical or horizontal mounting

563VH

THREE APERTURE ARCHITRAVE GRID PLATE

Overall Dimensions	130mm x 32mm
Mounting Centres	62mm
Notes	Available in white only. Replacement screw caps available as Part# 500CWH Suitable for vertical or horizontal mounting

Architrave Switch Plates

564VH

FOUR APERTURE ARCHITRAVE GRID PLATE

Overall Dimensions	130mm x 32mm
Mounting Centres	62mm
Notes	Available in white only. Replacement screw caps available as Part# 500CWH Suitable for vertical or horizontal mounting

Worktop Switch Plates

588VH

ONE APERTURE WORKTOP GRID PLATE

Overall Dimensions	100mm x 48mm
Mounting Centres	80mm
Notes	Available in white only. Replacement screw caps available as Part# 500CWH Suitable for vertical or horizontal mounting

589VH

TWO APERTURE WORKTOP GRID PLATE

Overall Dimensions	100mm x 48mm
Mounting Centres	80mm
Notes	Available in white only. Replacement screw caps available as Part# 500CWH Suitable for vertical or horizontal mounting

Switch Plates – 500 series

Surface Switch Plates

571R

ONE APERTURE SURFACE PLATE

Overall Dimensions	56mm diameter
Mounting Centres	40mm
Notes	Available in white only. Replacement screw caps available as Part# 500CWH

573R

ONE APERTURE SURFACE PLATE

Overall Dimensions	66mm diameter
Mounting Centres	50mm at 45°
Notes	Available in white only. Replacement screw caps available as Part# 500CWH

Surface Mounting Enclosure

574E

SURFACE MOUNTING ENCLOSURE

Overall Dimensions	79mm x 52mm
Mounting Centres	Surface mount
Notes	Available in white only.

Telephone Switch Plates

514VH91

ONE APERTURE VGA GRID PLATE

Overall Dimensions	118mm x 74mm
Mounting Centres	84mm
Notes	Single DB9 / High Density DB15 aperture accepts VGA or serial cable connections.

514VH92

TWO APERTURE VGA GRID PLATE

Overall Dimensions	118mm x 74mm
Mounting Centres	84mm
Notes	Double DB9 / High Density DB15 apertures accept VGA or serial cable connections.

524VH

TELEPHONE COVER PLATE

Overall Dimensions	118mm x 74mm
Mounting Centres	84mm
Notes	Plate fits over Telecom square plate to allow conversion to standard plate size

Surface Switch

571

ROUND SURFACE SWITCH KIT

Overall Dimensions	56mm diameter
Mounting Centres	40mm
Ratings	Voltage 250V a.c. 50Hz Current 20A / 16AX / M60 (AS/NZS 3133)
Notes	Available in white only. Consists of 571R grid plate, 681M20 switch module, and 530 mounting block.

Ceiling Switch

573

PULL CORD SWITCH

Overall Dimensions	66mm diameter
Mounting Centres	50mm at 45°
Poles / Ways	1 Pole / 2 Way
Ratings	Voltage 250V a.c. 50Hz Current 16A / 16AX/ M50 (AS/NZS 3133)
Terminal Capacity	Maximum of 4 x 1.5mm² or 2 x 1.5mm² cables
Notes	Available in white only. Fitted with 681M16PS pull cord switch module

546

UNIVERSAL TIME SWITCH

Overall Dimensions	118mm x 74mm
Mounting Centres	84mm
Poles / Ways	1 Pole / 1 Way
Ratings	Voltage 230/240V a.c. 50Hz Current 10A / 10AX
Terminal Capacity	Maximum of 4 x 1.5mm² or 2 x 1.5mm² cables
Notes	Available in white only. Installer programmable between 1s and 31h 30m. Remote switch compatible. Delay from ON, or delay from OFF modes. Delay from OFF from remote switch only.

Surface Switch

572

HOT WATER SYSTEM SWITCH

Overall Dimensions	66mm diameter
Mounting Centres	50mm at 45°
Poles / Ways	1 Pole / 2 Way
Ratings	Voltage 250V a.c. 50Hz Current 20A / 16AX / M60 (AS/NZS 3133)
Terminal Capacity	Maximum of 4 x 1.5mm² or 2 x 2.5mm² cables
Notes	Available in white only. Fitted with 681M20HWS switch module.

574

HOT WATER SYSTEM SWITCH

Overall Dimensions	79mm x 52mm
Mounting Centres	Surface mount
Poles / Ways	1 Pole / 2 Way
Ratings	Voltage 250V a.c. 50Hz Current 20A / 16AX / M60 (AS/NZS 3133)
Notes	Available in white only. Fitted with 681M20HWS switch module. Clamp provided for conduit and flexible cord. 2 x 501T terminals included.

548BS

SOLAR WATER HEATER BOOSTER SWITCH

Overall Dimensions	118mm x 74mm
Mounting Centres	84mm
Poles / Ways	1 Pole / 1 Way
Ratings	Voltage 230/240V a.c. 50Hz Current 20A (4800W max) Power consumption 1.6W at 240V a.c.
Terminal Capacity	Maximum of 4 x 1.5mm² or 2 x 1.5mm² cables
Notes	Available in white only. Operates as a voltage held switching relay - ideal for providing a boost of electric heating to a solar water heating system. See install sheet on website for further details.

Sockets – 500 series

Switched Sockets

591F

SINGLE SWITCHED SOCKET - 10A

Overall Dimensions	118mm x 74mm
Mounting Centres	84mm
Ratings	Voltage 230/240V a.c. 50Hz Current 10A
Terminal Capacity	Max. 2 x 2.5mm cables

595F

DOUBLE SWITCHED SOCKET - 10A

Overall Dimensions	74mm x 118mm
Mounting Centres	84mm
Ratings	Voltage 230/240V a.c. 50Hz Current 10A
Terminal Capacity	Max. 2 x 2.5mm cables

592F

DOUBLE SWITCHED SOCKET - 10A

Overall Dimensions	118mm x 74mm
Mounting Centres	84mm
Ratings	Voltage 230/240V a.c. 50Hz Current 10A
Terminal Capacity	Max. 2 x 2.5mm cables

598F

SINGLE SWITCHED SOCKET - 10A

Overall Dimensions	48mm x 100mm
Mounting Centres	80mm
Ratings	Voltage 230/240V a.c. 50Hz Current 10A
Terminal Capacity	Max. 2 x 2.5mm cables

594F

SINGLE SWITCHED SOCKET - 10A

Overall Dimensions	74mm x 118mm
Mounting Centres	84mm
Ratings	Voltage 230/240V a.c. 50Hz Current 10A
Terminal Capacity	Max. 2 x 2.5mm cables

599F

DOUBLE SWITCHED SOCKET - 10A

Overall Dimensions	48mm x 170mm
Mounting Centres	150mm
Ratings	Voltage 230/240V a.c. 50Hz Current 10A
Terminal Capacity	Max. 2 x 2.5mm cables

Keylock Switches

568

KEY LOCK SWITCH - LOCKABLE 'ON' OR 'OFF'

Overall Dimensions	118mm x 74mm
Mounting Centres	84mm
Poles / Ways	1 Pole / 2 Way
Ratings	Voltage 250V a.c. 50Hz Current 16A / 16AX / M50 (AS/NZS 3133)
Terminal Capacity	Maximum of 4 x 1.5mm² or 2 x 1.5mm² cables
Notes	Available in white only. Lockable ON or OFF.

568ON

KEY LOCK SWITCH - LOCKABLE 'ON'

As per 568, except lockable in 'ON' position only.

568OFF

KEY LOCK SWITCH - LOCKABLE 'OFF'

As per 568, except lockable in 'OFF' position only.

568CK

KEY LOCK SWITCH - COMMON KEYED

As per 568, lockable in 'ON' and 'OFF' positions.
568CK versions are common keyed.

Range Switches

545

SINGLE POLE SWITCH

Overall Dimensions	118mm x 74mm
Mounting Centres	84mm
Ratings	250V a.c., 45A/ 20AX (AS/NZS 3133), 1 Way. Has “E” & “N” loop terminals.
Notes	Suits Cat 89, 536 or 537 Mounting Block, Cat 144 Flush Box and Cat 145V or 148V Mounting Bracket.

545

RANGE SOCKET

Overall Dimensions	118mm x 74mm
Mounting Centres	84mm
Ratings	230V- 400V a.c., 32A max, single or two phase cookers. 4 pin.
Notes	Suits Cat 144 Flush Box or Cat 89 or 537 Mounting Block. Compatible with Cat 976 Range Plug.

Shaver Socket

1575

SHAVER SOCKET

Overall Dimensions	146mm x 90mm
Mounting Centres	120mm
Ratings	230V - 240V a.c. primary and 240V - 115V a.c. secondary, 20VA max.
Notes	Vertical or horizontal mounting. Double insulated. Switches on when plug is inserted. This socket replaces PDL's 63T Shaver Socket.

Sockets – 500 series

Unswitched Socket

593

SINGLE UNSWITCHED SOCKET



Overall Dimensions	118mm x 74mm
Mounting Centres	84mm
Ratings	230V - 240V a.c., 10A.
Notes	Suits Cat 89, 536 or 537Mounting Block, Cat 144 Flush Box and Cat 145V or 148V Mounting Bracket.

Threaded Socket

593LRP

SINGLE THREADED SOCKET with PLUG

Overall Dimensions	118mm x 74mm
Mounting Centres	84mm
Ratings	230V - 240V a.c., 10A. Comes complete with Cat 905LR.
Notes	Suits Cat 537 or 89 Mounting Block, Cat 144 Flush Box and 145V or 148V Mounting Bracket.

Square Plate Sockets

570S

SQUARE PANEL MOUNT SOCKET

Overall Dimensions	51mm x 51mm x 9mm
Mounting Centres	38mm
Ratings	230V - 240V a.c., 10A.
Notes	Supplied with panel clamp for fitting through rectangular entry 38mm wide x 31mm high

Round Plate Sockets

570R

ROUND PANEL MOUNT SOCKET

Overall Dimensions	56mm diameter
Mounting Centres	40mm
Ratings	230V - 240V a.c., 10A.
Notes	Suits Cat 530 Round Mounting Block.

RCD Protection Device

596RCD

POWERGUARD PLATE MOUNTED RCD

Overall Dimensions	118mm x 74mm
Mounting Centres	84mm
Ratings	230V - 240V a.c., 20A. Tested to AS3190:1990 and AS3100:1990. Plate mounted RCD which protects all socket outlets or permanently-wired appliances wired downstream. Switches off the current within 30 ms if electrical leakage to earth exceeds as little as 30mA.
Notes	Suits Cat 89DP Mounting Block, Cat 144 Flush Box and Cat 145V or 148V Mounting Bracket.

Conversion Plate

538

CONVERSION PLATE

Overall Dimensions	118mm x 74mm
Mounting Centres	84mm x 46mm
Plate Mounting Centres	84mm. Plate adapts existing 2-gang installation to 600 Designer Series standard plate size.

Floor Socket

535F

FLUSH FLOOR SOCKET

Ratings	230V - 240V a.c., 50Hz, 10A.
Projection above the floor	10mm at highest point.
Projection above the floor	52mm
Overall diameter	130mm
Cut-out for the base	97-100mm diameter
Knockouts	1 x 25mm
Conduit entries	2 x 25mm
Notes	Available in grey only.

Power Tower

535

POWER TOWER

Overall Dimensions	158mm x 158mm x 140mm high
Notes	Takes 4 x standard, vertical 600 Designer Series plates. Fitted with divider for segregated services. 1 central 25mm conduit entry and 4 x 25mm knockouts. Cover has aperture for 500 Series and 600 Designer Series modules.

Module Mounting Clips

539

MOUNTING CLIP

Notes	40mm mounting centres for screw fixing. Suits all 500 Series and 600 Designer Series modules. Available in white only.

533

PANEL MOUNTING CLIP

Notes	A 30mm square hole is required. Clip will accommodate metal thickness from 20SWG to 16SWG (1.0mm - 1.5mm). Suits all 500 Series and 600 Designer Series modules. Available in white and black only.

Mounting Accessories – 600/500 series

Flush Boxes

144PT

FLUSH BOX

Notes	Plastic threaded plate fixing holes. 84mm x 52mm opening. 84mm product mounting centres, 48mm deep. Large cable entries for ease of wiring. Side mounting by nails. Provision for horizontal or vertical mounting to studs. Provision for angled screw fixing through side wall.
144MT	As for 144PT but with threaded brass plate fixing holes.

140C

CONCRETE INSTALLATION FLUSH BOX



External Dimensions	110 x 53 x 53mm (L x W x D)
Internal Dimensions	93 x 50 x 50mm (L x W x D)
Mounting Centres	84mm
Notes	Refer to installation sheet for product compatibility

140F

FIRE AND ACOUSTIC RATED FLUSH BOX



External Dimensions	110 x 53 x 53mm (L x W x D)
Internal Dimensions	93 x 50 x 50mm (L x W x D)
Mounting Centres	84mm
Notes	2 Hour fire rated, STC 60 acoustic rated. Refer to installation sheet for product compatibility

Mounting Brackets

145V

VERTICAL BRACKET

Notes	84mm product mounting centres. Nails can be inserted at the side. Suits all standard plate size 600 Designer Series accessories.

146H

HORIZONTAL BRACKET



Notes	Nailed stud bracket for standard plate size 600 Designer Series accessories. 84mm product mounting centres.

148H

HORIZONTAL BRACKET



Notes	84mm product mounting centres. Opening 52mm x 76mm. Suits all standard plate size 600 Designer Series accessories.

Mounting Brackets

148V

VERTICAL BRACKET

Notes	84mm product mounting centres. Opening 52mm x 76mm. Suits all standard plate size 600 Designer Series accessories.

Mounting Blocks and Spacers

536

SHALLOW MOUNTING BLOCK (STANDARD SIZE)

Overall Dimensions	76mm x 119mm x 25mm
Mounting Centres	84mm
Knockouts	4 x 25mm knockouts, 12 x 20mm knockouts, 12 x 16mm knockouts, 12 TPS cable knockouts.
Notes	Suits all standard size 600 Designer Series accessories.

Mounting Blocks and Spacers

89

UNIVERSAL MOUNTING BLOCK

Overall Dimensions	122mm x 80mm x 30mm
Mounting Centres	84mm
Notes	Suits all standard size 600 Designer Series accessories. Available New Zealand only.
89SP	As for 89 but 18mm deep.
89DP	As for 89 but 37mm deep.

89DI

DOUBLE INSULATED MOUNTING BLOCK

Overall Dimensions	122mm x 80mm x 37mm
Mounting Centres	84mm 4 moulded conduit entry points (20mm & 25mm options).
Notes	Suits all standard size 600 Designer Series accessories. Available in white only.

537

DEEP MOUNTING BLOCK



Overall Dimensions	77mm x 120mm x 45mm
Mounting Centres	84mm
Knockouts	As for Cat 536.
Notes	Suits all standard size 600 Designer Series accessories.

531

SPACER (STANDARD SIZE)

Overall Dimensions	118mm x 75mm x 13mm
Mounting Centres	84mm

Mounting Accessories – 600/500 series

Mounting Blocks and Spacers

557

MOUNTING BLOCK SPACER

Overall Dimensions	118mm x 75mm x 12mm
Notes	For use with Cat 89 Mounting Block for surface mounting extra deep accessories eg Cat 675 Shaver Socket.

567S

SHORT WORKTOP MOUNTING BLOCK

Overall Dimensions	103mm x 51mm x 30mm
Mounting Centres	80mm
Knockouts	4 x 16mm knockouts, 4 x TPS cable knockouts.
Notes	Suits Cat 688VH, 689VH, 698, 698N, 698/15 and 698R.

560

SINGLE ARCHITRAVE MOUNTING BLOCK

Overall Dimensions	33mm x 79mm x 25mm
Mounting Centres	62mm
Knockouts	4 x 16mm knockouts, 4 x TPS cable knockouts.
Notes	Suits Cat 661VH and 662VH Architrave Plates

567L

LONG WORKTOP MOUNTING BLOCK

Overall Dimensions	51mm x 173mm x 30mm
Mounting Centres	150mm
Knockouts	8 x 16mm knockouts, 8 x TPS cable knockouts.
Notes	Suits Cat 699, 699N, 699TB, 699TB/15 and 699TBR.

565

DOUBLE ARCHITRAVE MOUNTING BLOCK

Overall Dimensions	33mm x 132mm x 25mm 2 mounting holes.
Mounting Centres	114mm
Knockouts	8 x 16mm knockouts, 8 x TPS cable knockouts.
Notes	Suits Cat 663VH and 664VH Architrave Plates.

Mounting Brackets

558

HORIZONTAL BRACKET for WORKTOP PLATES

Mounting Centres	80mm
Notes	Suits Cat 688VH, 689VH, 698, 698N, 698R and 698/15.

559

HORIZONTAL BRACKET for WORKTOP PLATES

Mounting Centres	150mm
Notes	Suits Cat 699, 699N, 699TB, 699TBR and 699TB/15.

640RC

FOUR GANG MOUNTING BLOCK

Overall Dimensions	84mm x 196mm x 19mm
Mounting Centres	84mm
Knockouts	7 x 20mm Knock-outs. Round conduit adaptor 25mm.
Notes	Suits Cat 644, 644N, 644P, 644/15, 641, 641N, 641P and 641/15. Available in white only.
640SC	Includes square conduit adaptor 25.5mm x 16.5mm.

Stainless Steel Switch Plates

534P8S

STAINLESS STEEL SWITCH PLATE

Features	8-Way
Overall Dimensions	220mm x 128mm
Notes	Supplied with 8 x Cat 533 White Module Mounting Clips.

534P16S

STAINLESS STEEL SWITCH PLATE

Features	16-Way
Overall Dimensions	220mm x 220mm.
Notes	Supplied with 16 x Cat 533 White Module Mounting Clips.

534P24S

STAINLESS STEEL SWITCH PLATE

Features	24-Way
Overall Dimensions	313mm x 220mm.
Notes	Supplied with 24 x Cat 533 White Module Mounting Clips.

Mounting Accessories – 600/500 series

Switch Panel Wall Boxes

534B8

SWITCH PANEL WALL BOX

Features	8-Way
Overall Dimensions	200mm x 108mm x 60mm 1 earth terminal.
Knockouts	Side knockouts: 2 x 38mm, 4 x 25/21mm. Back knockouts: 11 x 38mm, 2 x 25/21mm.

534B16

SWITCH PANEL WALL BOX

Features	16-Way
Overall Dimensions	200mm x 200mm x 60mm 1 earth terminal.
Knockouts	Side knockouts: 2 x 38mm, 4 x 25/21mm. Back knockouts: 2 x 38mm, 4 x 25/21mm.

534B24

SWITCH PANEL WALL BOX

Features	24-Way
Overall Dimensions	200mm x 293mm x 60mm 1 earth terminal.
Knockouts	Side knockouts: 2 x 38mm, 4 x 25/21mm. Back knockouts: 3 x 38mm, 4 x 25/21mm.

Terminals

501T

SINGLE SCREW TERMINAL 40A

Notes	Terminal accepts 3 x 6mm^2 or 4 x 2.5mm^2 conductors. 415V a.c. 50Hz. Available in orange colour only.

502T

TWIN SCREW TERMINAL 40A

Notes	Terminal accepts 3 x 6mm^2 or 4 x 2.5mm^2 conductors. 415V a.c. 50Hz. Available in orange colour only.

501JAR-50

SINGLE SCREW TERMINALS 40A, BULK (50 TERMINALS)

Notes	Jar of 50 x 501T single screw terminals (40A). Terminals accept 3 x 6mm^2 or 4 x 2.5mm^2 conductors.

Junction Boxes

544

JUNCTION BOX

Overall Dimensions	67mm x 67mm x 37mm
Rating	Rated at 32A, 500V.
Notes	4 mounting holes 51mm x 51mm. Includes 4 x 501T terminals, fully shrouded. Each terminal accommodates 4 x 2.5mm² cables.

544J

JUNCTION BOX

Overall Dimensions	92mm x 65mm x 45mm
Rating	Rated at 40A, 500V.
Notes	Includes 1 twin and 3 single screw terminals, fully shrouded. Each terminal accommodates 3 x 6mm² cables. Comes with two ready-fix nails in the base.

629

BATTEN HOLDER with CLIP-ON COVER PLATE

Base	71mm
Mounting Centres	51mm 4 terminals, each capable of accepting 4 x 2.5mm² cable. Terminals are shrouded and fingerproofed. Backed-off terminal screws all face one direction.
Rating	250V a.c., 50Hz, 150W max.
Notes	Available in white only. Metal cover plate N/A.

Junction Boxes

629F

CEILING MOUNTING BASE

Diameter	90mm
Notes	For use with Cat 629 Batten Holder or Cat 44A Ceiling Rose. Available in white only.

44

CEILING ROSE

Overall Dimensions	62mm diameter
Mounting Centres	51mm
Ratings	Voltage 250V a.c. 50Hz Current 5A
Terminal Capacity	Maximum of 3 x 1.5mm² or 2 x 1.5mm² cables
Notes	Maximum flex size 3-core 2.5mm²

44A

CEILING ROSE - LARGE TERMINAL

Overall Dimensions	71mm diameter
Mounting Centres	51mm
Ratings	Voltage 500V a.c. 50Hz Current 16A
Terminal Capacity	Maximum of 4 x 1.5mm² or 2 x 1.5mm² cables
Notes	Maximum flex size 3-core 2.5mm²

© 2010 Schneider Electric. As standards, specifications and design change from time to time, always ask for confirmation of the information given in this publication.

Schneider Electric (NZ) Ltd.

38 Business Parade South, Highbrook,
East Tamaki, Manukau 2013
PO Box 15355, New Lynn, Waitakere 0640
Tel: +64 9 829 0490
Fax: +64 9 829 0491

Customer Care: 0800 652 999
After hours service hotline: 0800 735 435
Email: sales@nz.schneider-electric.com
www.schneider-electric.co.nz

NVM600SERIES0510