Control and signaling units Ø 16 plastic

Harmony® XB6E monolithic, IP 65 and XB6 modular

Catalog

February 2018



Schneider Electric

Quick access to Product information

Select your Catalogue, your Training

With just 3 clicks, you can reach the 7,000 pages of the Industrial Automation & Control catalogue, in both English and French.

- Digi-Cat is available on a USB key (for PC). To get your Digi-Cat, please contact your local center
- Download Digi-Cat from this address:

http://digi-cat.schneider-electric.com/download.html



Find your training

- Find the right training for your needs
- Locate the training center with the selector tool, using this address:

http://www.schneider-electric.com/b2b/en/services/training/technical-training.jsp

then click on Find your training center

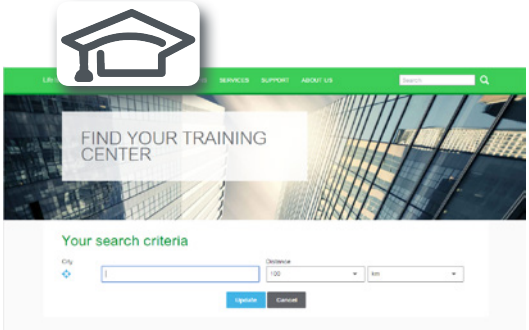

Life Is On | Schneider Electric

General contents

General presentation and selection guide 1

Harmony® XB6E monolithic, IP 65 2

Harmony® XB6 modular. 3

Product reference index 4

Contents

Control and signaling units Ø 16 plastic

General presentation and selection guide

■ **General presentation**

□ Harmony XB6E monolithic, IP 65 and XB6 modular products ..... *page 1/2*

□ Optimized features of Harmony XB6E monolithic, IP 65 ..... *page 1/3*

Selection guide . . . . . *page 1/4*

Control and signaling units Ø 16 plastic

Pushbuttons, switches and pilot lights

Harmony XB6E monolithic, IP 65 and XB6 modular

1

Harmony® range of products with IP 65 degree of protection

Wide choice of compact products

The Harmony XB6E monolithic and XB6 modular range are used for a wide range of control and signaling products. Their reduced diameter (Ø 16 mm/*0.630 in.*) makes them suitable for installation on small machines and control panels. This range offers flexible and simple setup for complete products and separate components.

The Harmony XB6E range are available in the form of complete units and the XB6 range in the form of complete units or sub-assemblies. These range allow the end-user to choose the right product among wide range according to several criterias: the design (monolithic or modular), the connectors (solder tab, compatible with faston connection, pins for printed circuit board or fast connector socket), the heads (circular, square or rectangular heads) and the functions (switches, pushbuttons and pilot lights).

Contact functions

- Pushbuttons with spring return
- Selector switches and key switches, 2 or 3 positions
- Mushroom head pushbuttons
- Emergency stop pushbuttons

Signaling functions

- Pilot lights with LED, 'Protected LED', neon and incandescent bulbs

Combined functions (Contact and Signaling)

- Emergency stop pushbuttons
- Pushbuttons with flush, spring return
- Selector switches, 2 or 3 positions

Harmony XB6E, true color LED brightness

Schneider Electric

Control and signaling units Ø 16 plastic

Pushbuttons, switches and pilot lights

Harmony XB6E monolithic, IP 65 and XB6 modular

Harmony XB6	Harmony XB6E
Available in the form of complete units or sub-assemblies	Available in the form of complete units
Illuminated and non-illuminated selector switches	Non-illuminated selector switches
Non-illuminated mushroom head Emergency stop pusbuttons	Illuminated and non-illuminated Emergency stop pushbuttons

Optimized features of Harmony XB6E monolithic

True-color and high LED brightness

The Harmony XB6E range of illuminated units deliver super-bright, true-color LED light in six colors: Red, Yellow, Green, Orange, White and Blue. This high level of brightness gives a clear indication regarding status of the machine.

Emergency stop pushbuttons

The trigger action Emergency stop pushbuttons are both illuminated and non-illuminated with turn-to-release and pull-to-release mechanisms.

Accessories for a complete solution

The Harmony XB6E range offers wide range of accessories that makes it easy to build a complete controlling solution and meet the installation needs. The accessories include five fast connector sockets, emergency labels, protective shutters, a bezel tightening tool and a blanking plug.

Control and signaling units

Type of products		Pilot lights	Pushbuttons, selector switches and pilot lights			Biometric switches
Description of range		■ LED pilot lights	■ Pushbuttons ■ Multiple-headed pushbuttons ■ Emergency Stop pushbuttons ■ Selector switches and key switches ■ Illuminated pushbuttons ■ Pilot lights ■ Flush mounted Pushbuttons, Selector switches, and Pilot lights *(1)*			Fingerprint readers 24V ⎓ ■ Stand-alone biometric switches ■ Stand-alone USB biometric switches ■ USB biometric switches dedicated to Schneider HMI *(2)*
Features	Products	Monolithic, compact, low consumption	Complete units or sub-assemblies (body + head)			Monolithic
	Bezel	Double insulated	Double insulated *(4)*	Metal, chromium plated or black	Double insulated	Double insulated, dark grey
	Shape of head	Circular	Circular, square or rectangular	Circular	Circular or square	–
Drilling or cut-out for fixing		Ø 8 mm and Ø 12 mm/*0.315 in. and 0.472 in.*	Ø 16 mm/*0.630 in.*	Ø 22 mm/*0.866 in.*	Ø 22 mm/*0.866 in.* *Ø 30 mm/1.181 in. (for flush mounted control & signaling units)*	Ø 22 mm/*0.866 in.*
Degree of protection	Conforming to IEC 60529	IP 40 IP 65 with seal	IP 65	IP 66, IP 67, IP 69, and IP 69K		IP 65 (control button)
	Conforming to UL 508 and CSA C22-2 No. 14	–	Enclosure type 4, 4X and 13			Enclosure type 12
Cabling		Tags for 2.8 x 0.5 mm/*0.110 x 0.020 in.* connectors or threaded connector	Faston connectors Solder pins for printed circuit boards *(4)* Fast connector socket *(5)*	Spring clamp terminal connections Screw clamp terminal connections Faston connectors Connector with adapter for printed circuit board		Cable or connectors
Mounting	Panel thickness	1…8 mm/ *0.039…0.315 in.*	1…6 mm/*0.039…0.236 in.*			
Type references		**XVLA**	**XB6, XB6E**	**XB4**	**XB5**	**XB5S**

(1) Flush mounted control & signaling units are available only for Harmony XB5 range.
(2) Compatible with Magelis iPC, STU, OT, GXO, GT (except GT1000 series), GK, GH, and GTO models.
(3) Wireless and batteryless pushbutton and receiver ready-paired at the factory.

Wireless and batteryless pushbuttons	Pushbuttons, selector switches and pilot lights	Joystick controllers			Pushbuttons, selector switches and pilot lights	Cam switches
■ Wireless and batteryless pushbuttons and rope pull switch ■ Configurable receivers ■ Access point ■ Relay-antenna ■ Mobile handy box or plastic boxes for wall mounting	■ Pushbuttons ■ Emergency Stop and Emergency switching off pushbuttons ■ Selector switches and key switches ■ Illuminated pushbuttons ■ Pilot lights	■ 2 or 4 direction ■ Stay put or spring return			■ Pushbuttons ■ Emergency Stop buttons ■ Selector switches and key switches ■ Illuminated pushbuttons ■ Pilot lights	■ Switches ■ Stepping switches ■ Reversing and changeover switches ■ Ammeter switches ■ Voltmeter switches ■ Reversing switches ■ Star-delta and reversing star-delta switches ■ Pole change switches
Ready-to-use packs *(3)* and "components" range	Monolithic	Complete units or sub-assemblies (body + head with lever)			Complete units or sub-assemblies (body + head)	Complete units or sub-assemblies (body + front panel+ head)
Metal, chromium plated or double insulated, black	Double insulated, dark grey (or white for pilot lights)	Metal, chromium plated		Double insulated, black	Metal, chromium plated or double insulated, black	
Transmitter with circular head	Circular	Circular			Hexagonal	Square
Ø 22 mm/*0.866 in.*					Ø 30 mm/*1.181 in.*	Ø 16 or Ø 22 mm/*0.630 or 0.866 in.*: series K10 Ø 22 mm/*0.866 in.* and multifixing: series K1/K2 4 holes, 48 or 68 centres: series K30…K150
IP 65	IP 65 (control buttons and pilot lights) IP 54 (Emergency switching off pushbuttons)	IP 65	IP 66	IP 65	IP 66	IP 65: series K10 IP 40, IP 65 with seal: series K1/K2 IP 40: series K30…K150
Enclosure type 12	Enclosure type 3 (pushbuttons and Emergency stop) and 4 (pilot lights)	Enclosure type 4, 4X and 13			Enclosure type 4 and 13 (9001K) Enclosure type 4, 4X, 13 (9001SK)	–
Wireless (transmitter) Through cable (receiver)	Screw and captive clamp terminal connections Faston clip connections (pilot lights)	Screw and captive clamp terminal connections				
1…6 mm/*0.039…0.236 in.*						0.5…6 mm/*0.020…0.236 in.* (depending on model)
XB5R, XB4R	**XB7**	**XD4PA**	**XD2GA**	**XD5PA**	**9001K, 9001SK**	**K10, K1, K2, K30, K50, K63, K115, K150**

(4) For Harmony XB6 only.
(5) For Harmony XB6E only.

2

Contents

Control and signaling units Ø 16 plastic

Harmony XB6E monolithic, IP 65

■ **General**

□ Presentation of range ..... *page 2/2*

□ Presentation of complete units..... *page 2/3*

■ **References**

□ Pushbuttons, spring return, latching

- Non illuminated, spring return ..... *page 2/6*
- Illuminated with integral LED, spring return..... *page 2/8*
- Illuminated with integral LED, latching ..... *page 2/9*

□ Pilot lights

- With integral LED..... *page 2/7*

□ Emergency stop

- Illuminated ..... *page 2/9*
- Non-illuminated ..... *page 2/9*

□ Selector switches

- With standard handle..... *page 2/10*
- Key switches..... *page 2/10*

□ Accessories

- Fast connector socket.....*page 2/11*
- For pushbuttons.....*page 2/11*
- Labels for Emergency stop pushbuttons.....*page 2/11*

2

Control and signaling units Ø 16 plastic

Harmony XB6E monolithic, IP 65

Pushbuttons, switches, and pilot lights

Presentation

The Harmony XB6E Ø 16 mm*/0.630 in.* range features compact products that are suitable for installation on small machines and control panels. They are well suited to applications where less space is available for mounting. This range comes with good color purity and offers the advantage of LED brightness.

■ This range includes:
□ Pushbuttons, selector/key switches, Emergency stop trigger action pushbuttons for Start/Stop control of machines and installations, adjustment, and parametering (contact functions),
□ Pilot lights for visual signaling (signaling functions)
□ Illuminated pushbuttons and Emergency stop pushbuttons for control and signaling (contact functions and signaling functions)
□ Fast connector sockets with push-in technology

■ This Ø 16 mm*/0.630 in.* monolithic range offers 3 different head shape options (circular, square, and rectangular), each available in 6 colors.

■ These products are shown on the following pages in the form of complete units.

■ The pushbutton and switch control offer (illuminated and non-illuminated) comprises:
□ Unmarked flush, latching, spring return pushbuttons
□ Ø 32 mm*/1.260 in.* Emergency stop trigger action pushbuttons
□ Selector switches with standard handle
□ Key switches
□ Various accessories

■ The pilot light signaling offer includes pilot lights with integral LED.

Installation

■ Harmony XB6E products are both simple and quick to install:
□ Mounting by single installer (self-maintaining head in its cut-out)
□ Clip-together component system (head, body, contact blocks, and LED)

■ Type of connection: Faston connector and fast connector socket.

Environment

The performance features of the XB6E range meet the following specifications:

■ Degree of protection:
□ IP 65 conforming to standard IEC 60529. The IP 65 standard offers complete protection against solid particles, and a good level of protection against water.

■ International standards:
□ For the entire range: EN/IEC 60947-1, EN/IEC 60947-5-1, EN/IEC 60947-5-5, UL 508, CSA C22-2 no. 14
□ For Emergency stop pushbuttons: EN/IEC 60947-5-5

■ Product certifications:
□ For Emergency stop pushbuttons: UR, CCC
□ For other products: cURus, CCC

For more technical information, please visit our website www.schneider-electric.com.

Control and signaling units Ø 16 plastic

Harmony XB6E monolithic, IP 65

Pushbuttons, switches, and pilot lights

Description

The Ø 16 mm/*0.630 in.* range of control and signaling units comprises complete double insulated units.

Functions

Contact functions

Pushbuttons, flush, spring return

Shape of head	Circular	Square	Rectangular
Degree of protection	IP 65	IP 65	IP 65
Color	White, orange, green, red, yellow and blue	White, orange, green, red, yellow and blue	White, orange, green, red, yellow and blue
Reference	**XB6EAA●●P**	**XB6ECA●●P**	**XB6EDA●●P**
Pages	2/6	2/6	2/6

Selector switches with standard handle, 2 or 3-position

Shape of head	Circular	Square	Rectangular
Degree of protection	IP 65	IP 65	IP 65
Reference	**XB6EAD●●P**	**XB6ECD●●P**	**XB6EDD●●P**
Pages	2/9	2/9	2/9

Key switches, 2 or 3-position

Shape of head	Circular	Square	Rectangular
Degree of protection	IP 65	IP 65	IP 65
Reference	**XB6EAG●●P**	**XB6ECG●●P**	**XB6EDG●●P**
Pages	2/9	2/9	2/9

Control and signaling units Ø 16 plastic

Harmony XB6E monolithic, IP 65

Pushbuttons, switches, and pilot lights

Functions (continued)

Contact functions (continued)

Emergency stop pushbuttons, turn to release and pull to release

Shape of head	Circular, Ø 32 mm/*1.260 in.*
Degree of protection	IP 65
Color	Red
Reference	**XB6ETN521P**
Page	2/8

Signaling functions

Pilot lights

Shape of head	Circular	Square	Rectangular
Degree of protection	IP 65	IP 65	IP 65
LED	Integral LED, 12 or 24 V ⎓ polarized	Integral LED, 12 or 24 V ⎓ polarized	Integral LED, 12 or 24 V ⎓ polarized
Color	White, green, red, yellow, blue and orange	White, green, red, yellow, blue and orange	White, green, red, yellow, blue and orange
Reference	**XB6EAV●●P**	**XB6ECV●●P**	**XB6EDV●●P**
Pages	2/6	2/6	2/6

Control and signaling units Ø 16 plastic

Harmony XB6E monolithic, IP 65

Pushbuttons, switches, and pilot lights

Functions (continued)

Combined functions: contact and signaling

Illuminated pushbuttons, flush, spring return

Shape of head	Circular	Square	Rectangular
Degree of protection	IP 65	IP 65	IP 65
LED	Integral LED, 12 or 24 V ⎓ polarized	Integral LED, 12 or 24 V ⎓ polarized	Integral LED, 12 or 24 V ⎓ polarized
Color	White, green, red, yellow, blue and orange	White, green, red, yellow, blue and orange	White, green, red, yellow, blue and orange
Reference	**XB6EAW●●P**	**XB6ECW●●P**	**XB6EDW●●P**
Pages	2/7	2/7	2/7

Illuminated pushbuttons, flush, latching

Shape of head	Circular	Square	Rectangular
Degree of protection	IP 65	IP 65	IP 65
LED	Integral LED, 12 or 24 V ⎓ polarized	Integral LED, 12 or 24 V ⎓ polarized	Integral LED, 12 or 24 V ⎓ polarized
Color	White, green, red, yellow, blue and orange	White, green, red, yellow, blue and orange	White, green, red, yellow, blue and orange
Reference	**XB6EAF●●P**	**XB6ECF●●P**	**XB6EDF●●P**
Pages	2/8	2/8	2/8

Illuminated Emergency stop pushbuttons, turn to release and pull to release

Shape of head	Circular, Ø 32 mm/*1.260 in.*
Degree of protection	IP 65
LED	Integral LED, 12 or 24 V ⎓ polarized
Color	Red
Reference	**XB6ETl●●●P**
Page	2/8

References:
page 2/6

Control and signaling units Ø 16 plastic

Harmony XB6E monolithic, IP 65

Pushbuttons, switches, and pilot lights

XB6EAA31P

XB6ECA51P

XB6EDA61P

Pushbuttons, flush, spring return

Sold in lots of 5

Shape of head	Type of contacts CO	Color	Unit reference	Weight kg/*lb*
Circular	1	White	**XB6EAA11P**	0.006/*0.013*
		Black	**XB6EAA21P**	0.006/*0.013*
		Green	**XB6EAA31P**	0.006/*0.013*
		Red	**XB6EAA41P**	0.006/*0.013*
		Yellow	**XB6EAA51P**	0.006/*0.013*
		Blue	**XB6EAA61P**	0.006/*0.013*
	2	White	**XB6EAA12P**	0.006/*0.013*
		Black	**XB6EAA22P**	0.006/*0.013*
		Green	**XB6EAA32P**	0.006/*0.013*
		Red	**XB6EAA42P**	0.006/*0.013*
		Yellow	**XB6EAA52P**	0.006/*0.013*
		Blue	**XB6EAA62P**	0.006/*0.013*
Square	1	White	**XB6ECA11P**	0.006/*0.013*
		Black	**XB6ECA21P**	0.006/*0.013*
		Green	**XB6ECA31P**	0.006/*0.013*
		Red	**XB6ECA41P**	0.006/*0.013*
		Yellow	**XB6ECA51P**	0.006/*0.013*
		Blue	**XB6ECA61P**	0.006/*0.013*
	2	White	**XB6ECA12P**	0.006/*0.013*
		Black	**XB6ECA22P**	0.006/*0.013*
		Green	**XB6ECA32P**	0.006/*0.013*
		Red	**XB6ECA42P**	0.006/*0.013*
		Yellow	**XB6ECA52P**	0.006/*0.013*
		Blue	**XB6ECA62P**	0.006/*0.013*
Rectangular	1	White	**XB6EDA11P**	0.006/*0.013*
		Black	**XB6EDA21P**	0.006/*0.013*
		Green	**XB6EDA31P**	0.006/*0.013*
		Red	**XB6EDA41P**	0.006/*0.013*
		Yellow	**XB6EDA51P**	0.006/*0.013*
		Blue	**XB6EDA61P**	0.006/*0.013*
	2	White	**XB6EDA12P**	0.006/*0.013*
		Black	**XB6EDA22P**	0.006/*0.013*
		Green	**XB6EDA32P**	0.006/*0.013*
		Red	**XB6EDA42P**	0.006/*0.013*
		Yellow	**XB6EDA52P**	0.006/*0.013*
		Blue	**XB6EDA62P**	0.006/*0.013*

Presentation:
page 2/2

Control and signaling units Ø 16 plastic

Harmony XB6E monolithic, IP 65

Pushbuttons, switches, and pilot lights

XB6EAV8JP

XB6ECV6JP

XB6EDV1JP

Pilots lights with 12 or 24 V ⎓ polarized integral LED

Sold in lots of 5

Shape of head	Color	Unit reference		Weight kg/*lb*
		With 12 V ⎓ LED	With 24 V ⎓ LED	
Circular	White	**XB6EAV1JP**	**XB6EAV1BP**	0.006/*0.013*
	Green	**XB6EAV3JP**	**XB6EAV3BP**	0.006/*0.013*
	Red	**XB6EAV4JP**	**XB6EAV4BP**	0.006/*0.013*
	Yellow	**XB6EAV5JP**	**XB6EAV5BP**	0.006/*0.013*
	Blue	**XB6EAV6JP**	**XB6EAV6BP**	0.006/*0.013*
	Orange	**XB6EAV8JP**	**XB6EAV8BP**	0.006/*0.013*
Square	White	**XB6ECV1JP**	**XB6ECV1BP**	0.006/*0.013*
	Green	**XB6ECV3JP**	**XB6ECV3BP**	0.006/*0.013*
	Red	**XB6ECV4JP**	**XB6ECV4BP**	0.006/*0.013*
	Yellow	**XB6ECV5JP**	**XB6ECV5BP**	0.006/*0.013*
	Blue	**XB6ECV6JP**	**XB6ECV6BP**	0.006/*0.013*
	Orange	**XB6ECV8JP**	**XB6ECV8BP**	0.006/*0.013*
Rectangular	White	**XB6EDV1JP**	**XB6EDV1BP**	0.006/*0.013*
	Green	**XB6EDV3JP**	**XB6EDV3BP**	0.006/*0.013*
	Red	**XB6EDV4JP**	**XB6EDV4BP**	0.006/*0.013*
	Yellow	**XB6EDV5JP**	**XB6EDV5BP**	0.006/*0.013*
	Blue	**XB6EDV6JP**	**XB6EDV6BP**	0.006/*0.013*
	Orange	**XB6EDV8JP**	**XB6EDV8BP**	0.006/*0.013*

Control and signaling units Ø 16 plastic

Harmony XB6E monolithic, IP 65

Pushbuttons, switches, and pilot lights

XB6EAW8J1P

XB6ECW5J1P

XB6EDW3J1P

Illuminated pushbuttons, flush, spring return, with 12 or 24 V ⎓ polarized integral LED

Sold in lots of 5

Shape of head	Type of contacts CO	Color	Unit reference With 12 V ⎓ LED	Unit reference With 24 V ⎓ LED	Weight kg/*lb*
Circular	1	White	**XB6EAW1J1P**	**XB6EAW1B1P**	0.006/*0.013*
		Green	**XB6EAW3J1P**	**XB6EAW3B1P**	0.006/*0.013*
		Red	**XB6EAW4J1P**	**XB6EAW4B1P**	0.006/*0.013*
		Yellow	**XB6EAW5J1P**	**XB6EAW5B1P**	0.006/*0.013*
		Blue	**XB6EAW6J1P**	**XB6EAW6B1P**	0.006/*0.013*
		Orange	**XB6EAW8J1P**	**XB6EAW8B1P**	0.006/*0.013*
	2	White	**XB6EAW1J2P**	**XB6EAW1B2P**	0.006/*0.013*
		Green	**XB6EAW3J2P**	**XB6EAW3B2P**	0.006/*0.013*
		Red	**XB6EAW4J2P**	**XB6EAW4B2P**	0.006/*0.013*
		Yellow	**XB6EAW5J2P**	**XB6EAW5B2P**	0.006/*0.013*
		Blue	**XB6EAW6J2P**	**XB6EAW6B2P**	0.006/*0.013*
		Orange	**XB6EAW8J2P**	**XB6EAW8B2P**	0.006/*0.013*
Square	1	White	**XB6ECW1J1P**	**XB6ECW1B1P**	0.006/*0.013*
		Green	**XB6ECW3J1P**	**XB6ECW3B1P**	0.006/*0.013*
		Red	**XB6ECW4J1P**	**XB6ECW4B1P**	0.006/*0.013*
		Yellow	**XB6ECW5J1P**	**XB6ECW5B1P**	0.006/*0.013*
		Blue	**XB6ECW6J1P**	**XB6ECW6B1P**	0.006/*0.013*
		Orange	**XB6ECW8J1P**	**XB6ECW8B1P**	0.006/*0.013*
	2	White	**XB6ECW1J2P**	**XB6ECW1B2P**	0.006/*0.013*
		Green	**XB6ECW3J2P**	**XB6ECW3B2P**	0.006/*0.013*
		Red	**XB6ECW4J2P**	**XB6ECW4B2P**	0.006/*0.013*
		Yellow	**XB6ECW5J2P**	**XB6ECW5B2P**	0.006/*0.013*
		Blue	**XB6ECW6J2P**	**XB6ECW6B2P**	0.006/*0.013*
		Orange	**XB6ECW8J2P**	**XB6ECW8B2P**	0.006/*0.013*
Rectangular	1	White	**XB6EDW1J1P**	**XB6EDW1B1P**	0.006/*0.013*
		Green	**XB6EDW3J1P**	**XB6EDW3B1P**	0.006/*0.013*
		Red	**XB6EDW4J1P**	**XB6EDW4B1P**	0.006/*0.013*
		Yellow	**XB6EDW5J1P**	**XB6EDW5B1P**	0.006/*0.013*
		Blue	**XB6EDW6J1P**	**XB6EDW6B1P**	0.006/*0.013*
		Orange	**XB6EDW8J1P**	**XB6EDW8B1P**	0.006/*0.013*
	2	White	**XB6EDW1J2P**	**XB6EDW1B2P**	0.006/*0.013*
		Green	**XB6EDW3J2P**	**XB6EDW3B2P**	0.006/*0.013*
		Red	**XB6EDW4J2P**	**XB6EDW4B2P**	0.006/*0.013*
		Yellow	**XB6EDW5J2P**	**XB6EDW5B2P**	0.006/*0.013*
		Blue	**XB6EDW6J2P**	**XB6EDW6B2P**	0.006/*0.013*
		Orange	**XB6EDW8J2P**	**XB6EDW8B2P**	0.006/*0.013*

Schneider Electric

Control and signaling units Ø 16 plastic

Harmony XB6E monolithic, IP 65

Pushbuttons, switches, and pilot lights

XB6EAF1J1P

XB6ECF4J1P

XB6EDF5J1P

XB6ETI522P

XB6ETN521P

Illuminated pushbuttons, flush, latching, with 12 or 24 V ⎓ polarized integral LED

Sold in lots of 5

Shape of head	Type of contacts (CO)	Color	Unit reference With 12 V ⎓ LED	Unit reference With 24 V ⎓ LED	Weight kg/*lb*
Circular	1	White	**XB6EAF1J1P**	**XB6EAF1B1P**	0.006/*0.013*
		Green	**XB6EAF3J1P**	**XB6EAF3B1P**	0.006/*0.013*
		Red	**XB6EAF4J1P**	**XB6EAF4B1P**	0.006/*0.013*
		Yellow	**XB6EAF5J1P**	**XB6EAF5B1P**	0.006/*0.013*
		Blue	**XB6EAF6J1P**	**XB6EAF6B1P**	0.006/*0.013*
		Orange	**XB6EAF8J1P**	**XB6EAF8B1P**	0.006/*0.013*
	2	White	**XB6EAF1J2P**	**XB6EAF1B2P**	0.006/*0.013*
		Green	**XB6EAF3J2P**	**XB6EAF3B2P**	0.006/*0.013*
		Red	**XB6EAF4J2P**	**XB6EAF4B2P**	0.006/*0.013*
		Yellow	**XB6EAF5J2P**	**XB6EAF5B2P**	0.006/*0.013*
		Blue	**XB6EAF6J2P**	**XB6EAF6B2P**	0.006/*0.013*
		Orange	**XB6EAF8J2P**	**XB6EAF8B2P**	0.006/*0.013*
Square	1	White	**XB6ECF1J1P**	**XB6ECF1B1P**	0.006/*0.013*
		Green	**XB6ECF3J1P**	**XB6ECF3B1P**	0.006/*0.013*
		Red	**XB6ECF4J1P**	**XB6ECF4B1P**	0.006/*0.013*
		Yellow	**XB6ECF5J1P**	**XB6ECF5B1P**	0.006/*0.013*
		Blue	**XB6ECF6J1P**	**XB6ECF6B1P**	0.006/*0.013*
		Orange	**XB6ECF8J1P**	**XB6ECF8B1P**	0.006/*0.013*
	2	White	**XB6ECF1J2P**	**XB6ECF1B2P**	0.006/*0.013*
		Green	**XB6ECF3J2P**	**XB6ECF3B2P**	0.006/*0.013*
		Red	**XB6ECF4J2P**	**XB6ECF4B2P**	0.006/*0.013*
		Yellow	**XB6ECF5J2P**	**XB6ECF5B2P**	0.006/*0.013*
		Blue	**XB6ECF6J2P**	**XB6ECF6B2P**	0.006/*0.013*
		Orange	**XB6ECF8J2P**	**XB6ECF8B2P**	0.006/*0.013*
Rectangular	1	White	**XB6EDF1J1P**	**XB6EDF1B1P**	0.006/*0.013*
		Green	**XB6EDF3J1P**	**XB6EDF3B1P**	0.006/*0.013*
		Red	**XB6EDF4J1P**	**XB6EDF4B1P**	0.006/*0.013*
		Yellow	**XB6EDF5J1P**	**XB6EDF5B1P**	0.006/*0.013*
		Blue	**XB6EDF6J1P**	**XB6EDF6B1P**	0.006/*0.013*
		Orange	**XB6EDF8J1P**	**XB6EDF8B1P**	0.006/*0.013*
	2	White	**XB6EDF1J2P**	**XB6EDF1B2P**	0.006/*0.013*
		Green	**XB6EDF3J2P**	**XB6EDF3B2P**	0.006/*0.013*
		Red	**XB6EDF4J2P**	**XB6EDF4B2P**	0.006/*0.013*
		Yellow	**XB6EDF5J2P**	**XB6EDF5B2P**	0.006/*0.013*
		Blue	**XB6EDF6J2P**	**XB6EDF6B2P**	0.006/*0.013*
		Orange	**XB6EDF8J2P**	**XB6EDF8B2P**	0.006/*0.013*

Emergency stop mushroom head pushbutton

Illuminated

Shape of head	Type of push	Type of contacts (NC)	Unit reference With 12 V ⎓ LED	Unit reference With 24 V ⎓ LED	Weight kg/*lb*
Circular, Ø 32 mm/ *1.260 in.*	Trigger action, turn to release, pull to release	2	**XB6ETI522P**	**XB6ETI523P**	0.027/*0.060*

Non-illuminated

Shape of head	Type of push	Type of contacts (NC)	Unit reference	Weight kg/*lb*
Circular, Ø 32 mm/ *1.260 in.*	Trigger action, turn to release, pull to release	2	**XB6ETN521P**	0.027/*0.060*

Control and signaling units Ø 16 plastic

Harmony XB6E monolithic, IP 65

Pushbuttons, switches, and pilot lights

XB6EAD221P

XB6EAG221P

XB6ECD221P

XB6ECG221P

XB6EDD221P

XB6EDG221P

Selector switches with standard handle or key switches

Sold in lots of 5

Shape of head	Type of push	Type of contacts CO	Number and type of positions	Unit reference	Weight kg/*lb*
Circular	**Standard black handle**	1	2 - stay put	**XB6EAD221P**	0.010/*0.022*
		2	2 - stay put	**XB6EAD222P**	0.010/*0.022*
		2	3 - stay put	**XB6EAD232P**	0.010/*0.022*
	Key *(1)*	1	2 - stay put	**XB6EAG221P**	0.020/*0.044*
		2	2 - stay put	**XB6EAG222P**	0.020/*0.044*
		2	3 - stay put	**XB6EAG232P**	0.020/*0.044*
Square	**Standard black handle**	1	2 - stay put	**XB6ECD221P**	0.010/*0.022*
		2	2 - stay put	**XB6ECD222P**	0.010/*0.022*
		2	3 - stay put	**XB6ECD232P**	0.010/*0.022*
	Key *(1)*	1	2 - stay put	**XB6ECG221P**	0.020/*0.044*
		2	2 - stay put	**XB6ECG222P**	0.020/*0.044*
		2	3 - stay put	**XB6ECG232P**	0.020/*0.044*
Rectangular	**Standard black handle**	1	2 - stay put	**XB6EDD221P**	0.010/*0.022*
		2	2 - stay put	**XB6EDD222P**	0.010/*0.022*
		2	3 - stay put	**XB6EDD232P**	0.010/*0.022*
	Key *(1)*	1	2 - stay put	**XB6EDG221P**	0.020/*0.044*
		2	2 - stay put	**XB6EDG222P**	0.020/*0.044*
		2	3 - stay put	**XB6EDG232P**	0.020/*0.044*

(1) Key no. 132, withdrawal from all positions. 2 keys supplied with product.

Schneider Electric

Control and signaling units Ø 16 plastic

Harmony XB6E monolithic, IP 65

Pushbuttons, switches, and pilot lights

ZB6YF01

XB6E●● + ZB6YF●●

ZB6YD001

ZB6YA001

ZB6Y005

Accessories

Fast connector socket

For use with	Type of contacts (CO)	Sold in lots of	Unit reference	Weight kg/*lb*
Illuminated pushbutton	1	10	**ZB6YF01**	0.067/*0.148*
	2	10	**ZB6YF02**	0.078/*0.172*
Pilot lights	–	10	**ZB6YF03**	0.056/*0.123*
Pushbutton and selector switches	1	10	**ZB6YF04**	0.058/*0.128*
	2	10	**ZB6YF05**	0.069/*0.152*

For pushbuttons

Description	For	Sold in lots of	Unit reference	Weight kg/*lb*
Bezel tightening tool + bulb extractor	Tightening and slackening the bezel and changing bulbs	2	**ZB6Y905**	0.006/*0.013*
Protective shutters	Circular or square pushbuttons	1	**ZB6YA001**	0.003/*0.007*
	Rectangular pushbuttons	1	**ZB6YD001**	0.003/*0.007*
Blanking plug	–	10	**ZB6Y005**	0.001/*0.002*

Labels for Emergency stop mushroom head pushbutton

Shape	Color	Marking	Sold in lots of	Unit reference	Weight kg/*lb*
Circular	Yellow	EMERGENCY STOP	10	**ZB6Y56**	0.010/*0.022*

3

Contents

Control and signaling units Ø 16 plastic

Harmony XB6 modular

■ **General**

□ Presentation of range ..... *page 3/2*

□ Presentation of complete units ..... *page 3/4*

□ Presentation of sub-assemblies ..... *page 3/6*

■ **References**

□ Pushbuttons, spring return, latching
- Illuminated with integral LED, spring return ..... *page 3/8*
- Illuminated with integral LED, latching ..... *page 3/10*
- Non illuminated, spring return ..... *page 3/12*

□ Pilot lights
- With integral LED ..... *page 3/11*

□ Emergency stop
- Non-illuminated ..... *page 3/14*

□ Selector switches
- With standard handle ..... *page 3/15*
- Illuminated ..... *page 3/17*
- Key switches ..... *page 3/19*

□ Complete bodies
- For pushbuttons ..... *page 3/22*
- For selector switches ..... *page 3/22*
- For pilot lights ..... *page 3/23*

□ Separate contact blocks ..... *page 3/23*

□ Accessories
- For heads ..... *page 3/24*
- For pushbuttons ..... *page 3/31*
- For pilot lights ..... *page 3/31*

□ Legends and legend holders ..... *page 3/28*

3

Control and signaling units Ø 16 plastic

Harmony XB6 modular

Pushbuttons, switches and pilot lights

Presentation

The Harmony XB6 Ø 16/*0.630 in.* range of plastic control and signaling units are compact and well suited to applications where less space is available for mounting pushbuttons, switches and pilot lights. It easily proves its use in industry, buildings and the tertiary sector (small equipment, small machines and control panels).

■ This range includes:
□ Pushbuttons, selector/key switches, emergency stop pushbuttons for Start/Stop control of machines and installations, adjustment and parametering (contact functions),
□ Pilot lights for visual signaling (signaling functions),
□ Illuminated pushbuttons for control and signaling (contact and signaling functions).

■ The Ø 16/*0.630 in.* modular range offers the advantage of having 3 shapes of head (circular, square and rectangular), each available in 6 colors.

■ The pushbutton and switch control offer (illuminated and non-illuminated) comprises:
□ Flush, projecting, spring return or latching, marked or unmarked pushbuttons,
□ Ø 30/*1.181 in.* mushroom head emergency stop trigger action and mechanically latching pushbuttons(conforming to standards EN/IEC 60204-1 and EN/ISO 13850),
□ Selector switches with standard handle ,
□ Key switches,
□ A wide choice of legends, legend holders and marked pushbutton caps,
□ Various accessories.

■ The pilot light signaling offer includes:
□ Pilot lights with integral LED,
□ Pilot lights for bulbs.

Installation

■ Harmony XB6 products are both simple and quick to install:
□ Mounting by single installer (self-maintaining of the head in its cut-out),
□ Clip-together component system (head, body, contact blocks and LED).

■ 2 types of connection:
□ Faston connector,
□ Pins for printed circuit board.

Environment

The performance features of XB6 range meet the following specifications:

■ Degrees of protection:
□ IP 65 conforming to standard IEC 60529,
□ NEMA type 4, 4X and 13 conforming to standard UL 50 and CSA C22-2 no. 94 (except key switches).

■ International standards:
□ For the entire range: EN/IEC 60947-1, EN/IEC 60947-5-1, EN/IEC 60947-5-5, UL 508, CSA C22-2 no. 14, JIS C 4520 and 852.
□ For Emergency stop pushbuttons: EN/IEC 60204-1 and EN/ISO 13850.

■ Product certifications: UL, CSA, CCC, GOST.

For more technical information, please refer to our website www.schneider-electric.com.

References:
page 3/8

Control and signaling units Ø 16 plastic

Harmony XB6 modular

Pushbuttons, switches and pilot lights

Description

The Ø 16 range of plastic (double insulated) control and signaling units comprises:

Complete units, XB6 pushbuttons, switches and pilot lights

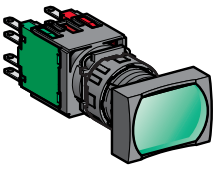

XB6D with rectangular head

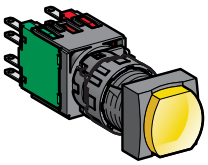

XB6C with square head

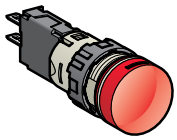

XB6A with circular head

Sub-assemblies, ZB6 pushbuttons, switches and pilot lights Body + head sub-assemblies

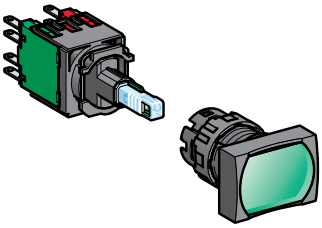

ZB6D with rectangular head

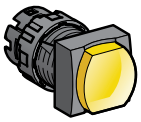

ZB6C with square head

ZB6A with circular head

Component parts and accessories, ZB
Any of the pushbuttons, switches or pilot lights in the range may be adapted by replacing certain component parts, such as:

For heads
- Caps or lenses
- Legends
  - Pre-printed legends
  - Special legends produced using labelling software
- Link enabling operation of the 3rd contact (cannot be fitted on illuminated pushbuttons)

For bodies
- LED, incandescent and neon bulbs
- NC or NO contact blocks, 3 contacts max. per block, with Faston connector or for printed circuit board
- Silver or gold flashed NC or NO contact blocks

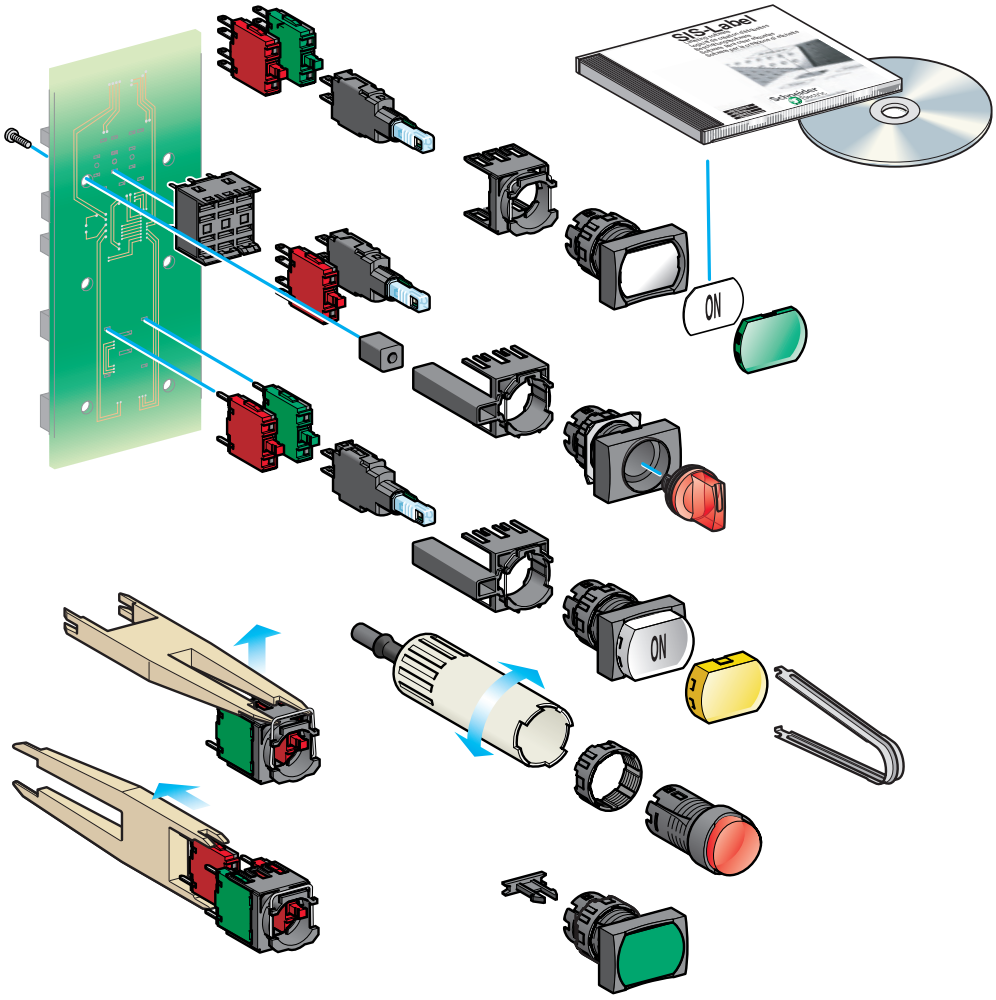

Control and signaling units Ø 16 plastic

Harmony XB6 modular

Pushbuttons, switches and pilot lights

Complete units

Combined functions (contact and signaling)

Illuminated pushbuttons

Illuminated pushbuttons with rectangular, square or circular head

Head colors

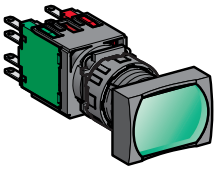
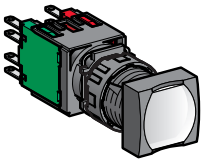
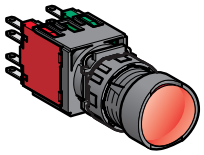


Protected LED

Flush push with integral LED, spring return

XB6DW●●●● **see page 3/8**	**XB6CW●●●●** **see page 3/8**	**XB6AW●●●●** **see page 3/8**

Protected LED

Flush push with integral LED, latching

XB6DF●●●● **see page 3/10**	**XB6CF●●●●** **see page 3/10**	**XB6AF●●●●** **see page 3/10**

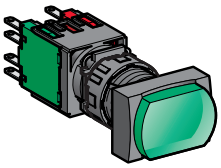
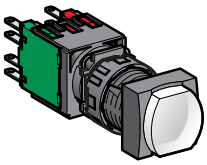
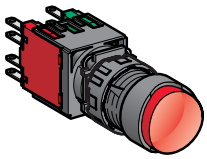


Protected LED

Projecting push with integral LED, spring return

XB6DE●●●● **see page 3/8**	**XB6CE●●●●** **see page 3/8**	**XB6AE●●●●** **see page 3/8**

Signaling functions

Pilot lights

Pilot lights with rectangular, square or circular head

Head colors

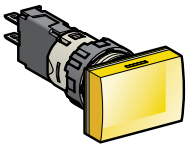

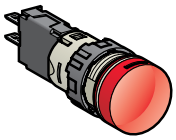
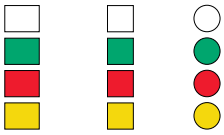

Protected LED

With integral LED

XB6DV●●● **see page 3/11**	**XB6CV●●●** **see page 3/11**	**XB6AV●●●** **see page 3/11**

Illuminated selector switches

Illuminated selector switches with rectangular, square or circular head

Head colors

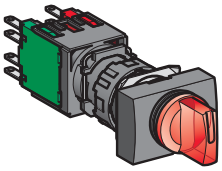
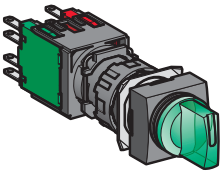
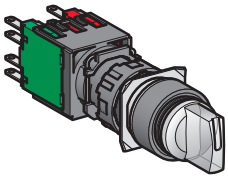


With integral LED

XB6DK●●●●● **see page 3/17**	**XB6CK●●●●●** **see page 3/17**	**XB6AK●●●●●** **see page 3/17**

References:
page 3/8

Control and signaling units Ø 16 plastic

Harmony XB6 modular

Pushbuttons, switches and pilot lights

Complete units (continued)

Contact functions

Pushbuttons with rectangular, square or circular head

Head colors

Pushbuttons, spring return

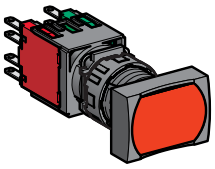
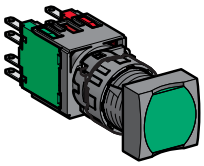
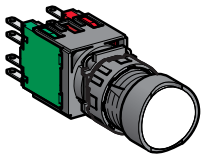


Flush

XB6DA●●●● see page 3/12	**XB6CA●●●●** see page 3/12	**XB6AA●●●●** see page 3/12

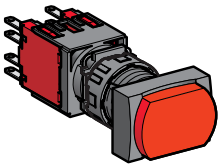
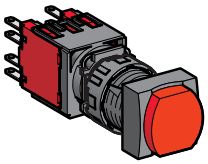
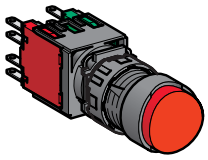

Projecting

XB6DL42B see page 3/12	**XB6CL42B** see page 3/12	**XB6AL42B** see page 3/12

Ø 30 mm/*1.181 in.* mushroom head Emergency stop trigger action and mechanically latching pushbuttons

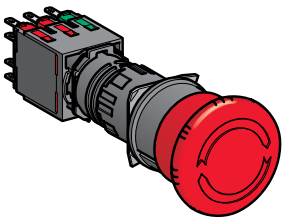
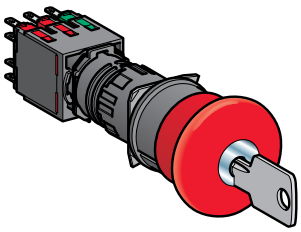

Turn to release (EN/ISO 13850)	Key release (EN/ISO 13850)
XB6AS8349B see page 3/14	**XB6AS9349B** see page 3/14

Selector switches and key switches

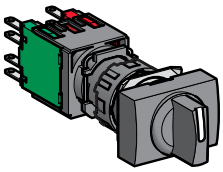
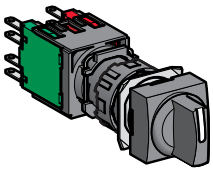
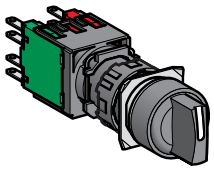

Selector switches, standard handle

XB6DD●●● see page 3/15	**XB6CD●●●** see page 3/15	**XB6AD●●●** see page 3/15

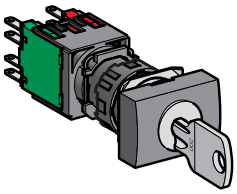
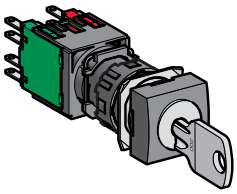
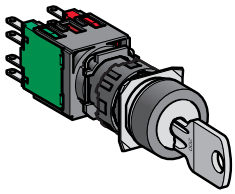

Key switches

XB6DG●●● see page 3/19	**XB6CG●●●** see page 3/19	**XB6AG●●●** see page 3/19

Control and signaling units Ø 16 plastic

Harmony XB6 modular

Pushbuttons, switches and pilot lights

Illuminated units for user assembly

Combined functions (contact and signaling)

For illuminated pushbuttons and selector switches

Protected LED

Body sub-assemblies

With integral LED

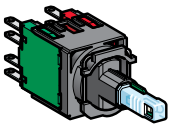

Faston
ZB6ZB●●B
see page 3/22

Direct supply, for incandescent bulb

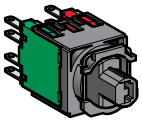

Faston
ZB6ZH●●B
see page 3/22

Head sub-assemblies, rectangular, square or circular

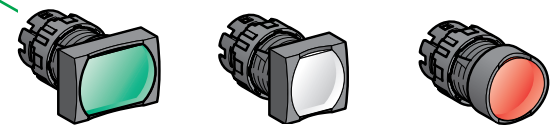

Flush push, spring return

ZB6DW● **see page 3/9**	**ZB6CW●** **see page 3/9**	**ZB6AW●** **see page 3/9**

Flush push, latching

ZB6DF●●●B **see page 3/10**	**ZB6CF●●●B** **see page 3/10**	**ZB6AF●●●B** **see page 3/10**

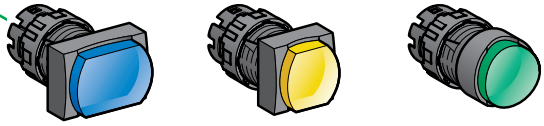

Projecting push, spring return

ZB6DE● **see page 3/9**	**ZB6CE●** **see page 3/9**	**ZB6AE●** **see page 3/9**

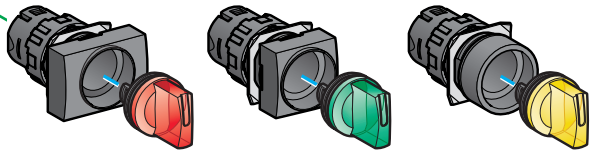

Selector switch heads, without handle

ZB6DD●● **see page 3/18**	**ZB6CD●●** **see page 3/18**	**ZB6AD●●** **see page 3/18**

Head colors

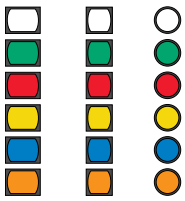

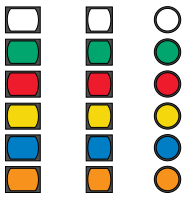

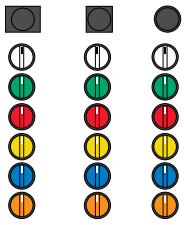

Signaling functions

For pilot lights

Protected LED

Body sub-assemblies

With integral LED

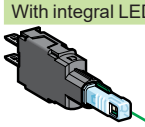

Faston
ZB6EB●B
see page 3/23

Direct supply for incandescent bulb or with resistor

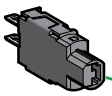

Faston
ZB6E●0B
see page 3/23

Head sub-assemblies, rectangular, square or circular

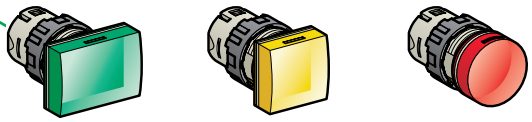

ZB6DV● **see page 3/11**	**ZB6CV●** **see page 3/11**	**ZB6AV●** **see page 3/11**

Head colors

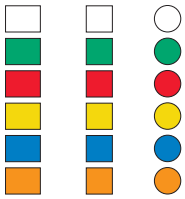

References:
page 3/8

Control and signaling units Ø 16 plastic

Harmony XB6 modular

Pushbuttons, switches and pilot lights

Non illuminated units for user assembly

Contact functions

	Body sub-assemblies	Head sub-assemblies, rectangular, square or circular			Head colors
For pushbuttons	Direct supply, for incandescent bulb				
	Faston **ZB6ZB●B** **see page 3/22**	Flush push, spring return			
		ZB6DA● **see page 3/13**	**ZB6CA●** **see page 3/13**	**ZB6AA●** **see page 3/13**	
For mushroom head and Emergency stop pushbuttons		Ø 24 mm/*0.945 in.* , spring return	Ø 30 mm/*1.181 in.* , trigger action and mechanically latching (EN/ISO 13850)		
			Turn to release	Key release	
		ZB6AC● **see page 3/14**	**ZB6AS834** **see page 3/14**	**ZB6AS934** **see page 3/14**	
For selector switches and key switches		Selector switch heads, standard handle			
		ZB6DD●● **see page 3/16**	**ZB6CD●●** **see page 3/16**	**ZB6AD●●** **see page 3/16**	
		Key switch heads			
		ZB6DG●● **see page 3/19**	**ZB6CG●●** **see page 3/20**	**ZB6AG●●** **see page 3/21**	

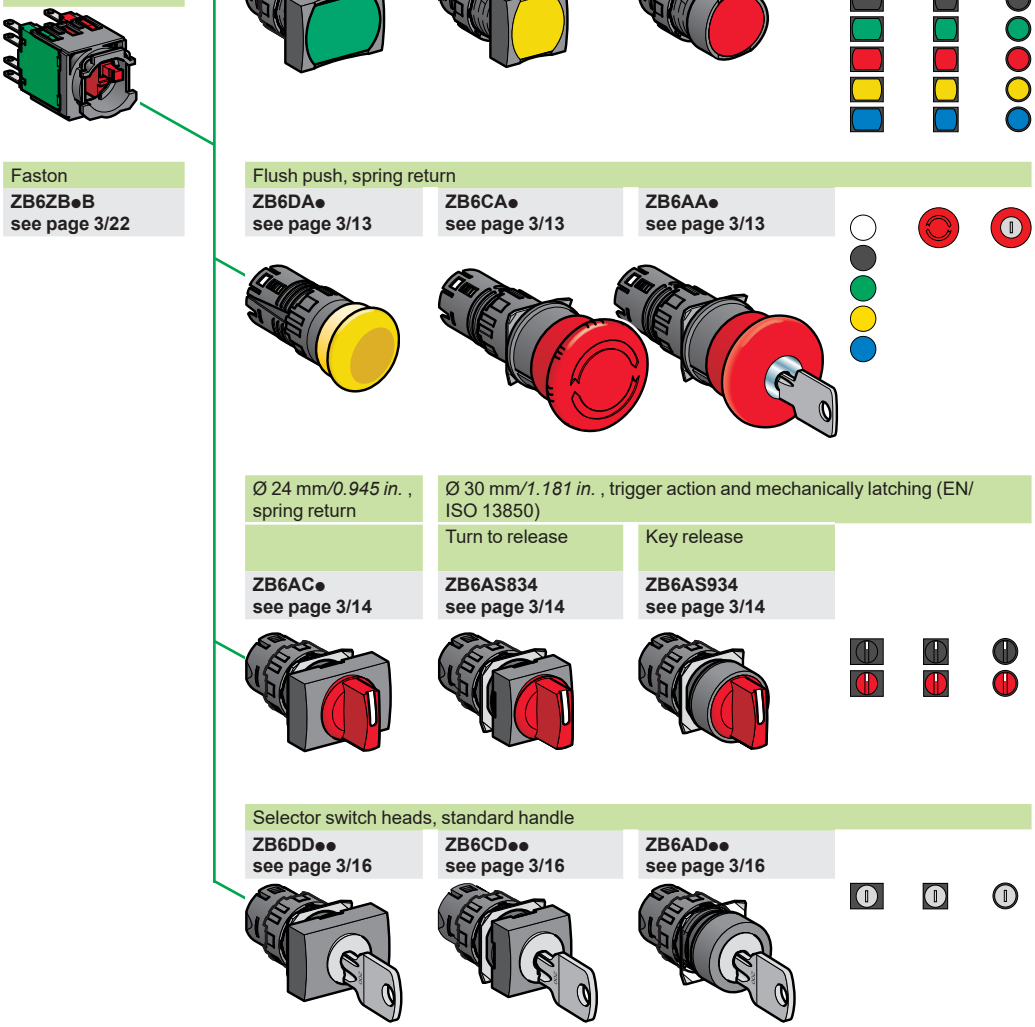

3

Assembly of other products, using:
body/contact assemblies: see page 3/22
accessories: see page 3/24

Control and signaling units Ø 16 plastic

Harmony XB6 modular

Illuminated pushbuttons, spring return, with integral LED

PF514153

XB6DW3B1B

PF514154

XB6CW4B2B

PF514155

XB6AW3B1B

PF514156

XB6DE1B5B

101436SE

XB6CE4B2B

101424SE

XB6AE3B1B

Illuminated pushbuttons, spring return with 12…24 V integral LED

Shape of head	Type of push	Type of contacts NO	Type of contacts Nc	Color of push	Reference	Weight kg/*lb*
Complete units						
Rectangular	**Flush**	1	–	White	**XB6DW1B1B** (ZB6ZB11B + ZB6DW1)	0.022/*0.049*
				Green	**XB6DW3B1B** (ZB6ZB31B + ZB6DW3)	0.022/*0.049*
		–	1	Red	**XB6DW4B2B** (ZB6ZB42B + ZB6DW4)	0.022/*0.049*
		1	1	White	**XB6DW1B5B** (ZB6ZB15B + ZB6DW1)	0.025/*0.055*
				Green	**XB6DW3B5B** (ZB6ZB35B + ZB6DW3)	0.025/*0.055*
				Red	**XB6DW4B5B** (ZB6ZB45B + ZB6DW4)	0.025/*0.055*
Square	**Flush**	1	–	White	**XB6CW1B1B** (ZB6ZB11B + ZB6CW1)	0.022/*0.049*
				Green	**XB6CW3B1B** (ZB6ZB31B + ZB6CW3)	0.022/*0.049*
		–	1	Red	**XB6CW4B2B** (ZB6ZB42B + ZB6CW4)	0.022/*0.049*
		1	1	White	**XB6CW1B5B** (ZB6ZB15B + ZB6CW1)	0.025/*0.055*
				Green	**XB6CW3B5B** (ZB6ZB35B + ZB6CW3)	0.025/*0.055*
				Red	**XB6CW4B5B** (ZB6ZB45B + ZB6CW4)	0.025/*0.055*
Circular	**Flush**	1	–	White	**XB6AW1B1B** (ZB6ZB11B + ZB6AW1)	0.022/*0.049*
				Green	**XB6AW3B1B** (ZB6ZB31B + ZB6AW3)	0.022/*0.049*
		–	1	Red	**XB6AW4B2B** (ZB6ZB42B + ZB6AW4)	0.022/*0.049*
		1	1	White	**XB6AW1B5B** (ZB6ZB15B + ZB6AW1)	0.025/*0.055*
				Green	**XB6AW3B5B** (ZB6ZB35B + ZB6AW3)	0.025/*0.055*
				Red	**XB6AW4B5B** (ZB6ZB45B + ZB6AW4)	0.025/*0.055*
Rectangular	**Projecting**	1	–	Green	**XB6DE3B1B** (ZB6ZB31B + ZB6DE3)	0.022/*0.049*
		–	1	Red	**XB6DE4B2B** (ZB6ZB42B + ZB6DE4)	0.022/*0.049*
		1	1	White	**XB6DE1B5B** (ZB6ZB15B + ZB6DE1)	0.025/*0.055*
				Green	**XB6DE3B5B** (ZB6ZB35B + ZB6DE3)	0.025/*0.055*
				Red	**XB6DE4B5B** (ZB6ZB45B + ZB6DE4)	0.025/*0.055*
Square	**Projecting**	1	–	Green	**XB6CE3B1B** (ZB6ZB31B + ZB6CE3)	0.022/*0.049*
		–	1	Red	**XB6CE4B2B** (ZB6ZB42B + ZB6CE4)	0.022/*0.049*
		1	1	White	**XB6CE1B5B** (ZB6ZB15B + ZB6CE1)	0.025/*0.055*
				Green	**XB6CE3B5B** (ZB6ZB35B + ZB6CE3)	0.025/*0.055*
				Red	**XB6CE4B5B** (ZB6ZB45B + ZB6CE4)	0.025/*0.055*
Circular	**Projecting**	1	–	Green	**XB6AE3B1B** (ZB6ZB31B + ZB6AE3)	0.022/*0.049*
		–	1	Red	**XB6AE4B2B** (ZB6ZB42B + ZB6AE4)	0.022/*0.049*
		1	1	White	**XB6AE1B5B** (ZB6ZB15B + ZB6AE1)	0.025/*0.055*
				Green	**XB6AE3B5B** (ZB6ZB35B + ZB6AE3)	0.025/*0.055*
				Red	**XB6AE4B5B** (ZB6ZB45B + ZB6AE4)	0.025/*0.055*

Assembly of other products, using:
body/contact assemblies: see page 3/22
accessories: see page 3/24

Control and signaling units Ø 16 plastic

Harmony XB6 modular

Illuminated pushbuttons, spring return, with integral LED

110812

ZB6DW1

110640

ZB6CW6

110663

ZB6AW5

110633

ZB6DE8

110652

ZB6CE1

110681

ZB6AE5

Illuminated pushbuttons, spring return with 12…24 V integral LED (continued)

Shape of head	Type of push	Color of push	Reference	Weight kg/*lb*
Heads only				
Rectangular	**Flush**	White	**ZB6DW1**	0.016/*0.035*
		Green	**ZB6DW3**	0.016/*0.035*
		Red	**ZB6DW4**	0.016/*0.035*
		Yellow	**ZB6DW5**	0.016/*0.035*
		Blue	**ZB6DW6**	0.016/*0.035*
		Orange	**ZB6DW8**	0.016/*0.035*
		6 colors *(1)*	**ZB6DW9**	0.016/*0.035*
		Without cap *(2)*	**ZB6DW0**	0.016/*0.035*
Square	**Flush**	White	**ZB6CW1**	0.016/*0.035*
		Green	**ZB6CW3**	0.016/*0.035*
		Red	**ZB6CW4**	0.016/*0.035*
		Yellow	**ZB6CW5**	0.016/*0.035*
		Blue	**ZB6CW6**	0.016/*0.035*
		Orange	**ZB6CW8**	0.016/*0.035*
		6 colors *(1)*	**ZB6CW9**	0.016/*0.035*
		Without cap *(2)*	**ZB6CW0**	0.016/*0.035*
Circular	**Flush**	White	**ZB6AW1**	0.016/*0.035*
		Green	**ZB6AW3**	0.016/*0.035*
		Red	**ZB6AW4**	0.016/*0.035*
		Yellow	**ZB6AW5**	0.016/*0.035*
		Blue	**ZB6AW6**	0.016/*0.035*
		Orange	**ZB6AW8**	0.016/*0.035*
		6 colors *(1)*	**ZB6AW9**	0.016/*0.035*
		Without cap *(2)*	**ZB6AW0**	0.016/*0.035*
Rectangular	**Projecting**	White	**ZB6DE1**	0.016/*0.035*
		Green	**ZB6DE3**	0.016/*0.035*
		Red	**ZB6DE4**	0.016/*0.035*
		Yellow	**ZB6DE5**	0.016/*0.035*
		Blue	**ZB6DE6**	0.016/*0.035*
		Orange	**ZB6DE8**	0.016/*0.035*
		6 colors *(1)*	**ZB6DE9**	0.016/*0.035*
		Without cap *(2)*	**ZB6DW0**	0.016/*0.035*
Square	**Projecting**	White	**ZB6CE1**	0.016/*0.035*
		Green	**ZB6CE3**	0.016/*0.035*
		Red	**ZB6CE4**	0.016/*0.035*
		Yellow	**ZB6CE5**	0.016/*0.035*
		Blue	**ZB6CE6**	0.016/*0.035*
		Orange	**ZB6CE8**	0.016/*0.035*
		6 colors *(1)*	**ZB6CE9**	0.016/*0.035*
		Without cap *(2)*	**ZB6CW0**	0.016/*0.035*
Circular	**Projecting**	White	**ZB6AE1**	0.016/*0.035*
		Green	**ZB6AE3**	0.016/*0.035*
		Red	**ZB6AE4**	0.016/*0.035*
		Yellow	**ZB6AE5**	0.016/*0.035*
		Blue	**ZB6AE6**	0.016/*0.035*
		Orange	**ZB6AE8**	0.016/*0.035*
		6 colors *(1)*	**ZB6AE9**	0.016/*0.035*
		Without cap *(2)*	**ZB6AW0**	0.016/*0.035*

(1) Separate 6 different colored caps (White, Green, Red, Yellow, Blue and Orange) included with head.

(2) To order caps separately, see page 3/24.

Assembly of other products, using:
body/contact assemblies: see page 3/22
accessories: see page 3/24

Control and signaling units Ø 16 plastic

Harmony XB6 modular

Illuminated pushbuttons, latching, with integral LED

PF514157

XB6DF4B5B

PF514158

XB6CF1B5B

PF514159

XB6AF4B2B

110616

ZB6DF6

110639

ZB6CF5

110661

ZB6AF3

Illuminated pushbuttons, latching with 12…24 V integral LED

Shape of head	Type of push	Type of contacts NO	Type of contacts Nc	Color of push	Reference	Weight kg/*lb*
Complete units						
Rectangular	**Flush**	1	–	Green	**XB6DF3B1B** (ZB6ZB31B + ZB6DF3)	0.022/*0.049*
		–	1	Red	**XB6DF4B2B** (ZB6ZB42B + ZB6DF4)	0.022/*0.049*
		1	1	White	**XB6DF1B5B** (ZB6ZB15B + ZB6DF1)	0.025/*0.055*
				Green	**XB6DF3B5B** (ZB6ZB35B + ZB6DF3)	0.025/*0.055*
				Red	**XB6DF4B5B** (ZB6ZB45B + ZB6DF4)	0.025/*0.055*
Square	**Flush**	1	–	Green	**XB6CF3B1B** (ZB6ZB31B + ZB6CF3)	0.022/*0.049*
		–	1	Red	**XB6CF4B2B** (ZB6ZB42B + ZB6CF4)	0.022/*0.049*
		1	1	White	**XB6CF1B5B** (ZB6ZB15B + ZB6CF1)	0.025/*0.055*
				Green	**XB6CF3B5B** (ZB6ZB35B + ZB6CF3)	0.025/*0.055*
				Red	**XB6CF4B5B** (ZB6ZB45B + ZB6CF4	*0.025/0.055*
Circular	**Flush**	1	–	Green	**XB6AF3B1B** (ZB6ZB31B + ZB6AF3)	0.022/*0.049*
		–	1	Red	**XB6AF4B2B** (ZB6ZB42B + ZB6AF4)	0.022/*0.049*
		1	1	White	**XB6AF1B5B** (ZB6ZB15B + ZB6AF1)	0.025/*0.055*
				Green	**XB6AF3B5B** (ZB6ZB35B + ZB6AF3)	0.025/*0.055*
				Red	**XB6AF4B5B** (ZB6ZB45B + ZB6AF4)	0.025/*0.055*

Shape of head	Type of push	Color	Reference	Weight kg/*lb*
Heads only				
Rectangular	**Flush**	White	**ZB6DF1**	0.016/*0.035*
		Green	**ZB6DF3**	0.016/*0.035*
		Red	**ZB6DF4**	0.016/*0.035*
		Yellow	**ZB6DF5**	0.016/*0.035*
		Blue	**ZB6DF6**	0.016/*0.035*
		Orange	**ZB6DF8**	0.016/*0.035*
		6 colors *(1)*	**ZB6DF9**	0.016/*0.035*
		Without cap *(2)*	**ZB6DF0**	0.016/*0.035*
Square	**Flush**	White	**ZB6CF1**	0.016/*0.035*
		Green	**ZB6CF3**	0.016/*0.035*
		Red	**ZB6CF4**	0.016/*0.035*
		Yellow	**ZB6CF5**	0.016/*0.035*
		Blue	**ZB6CF6**	0.016/*0.035*
		Orange	**ZB6CF8**	0.016/*0.035*
		6 colors *(1)*	**ZB6CF9**	0.016/*0.035*
		Without cap *(2)*	**ZB6CF0**	0.016/*0.035*
Circular	**Flush**	White	**ZB6AF1**	0.016/*0.035*
		Green	**ZB6AF3**	0.016/*0.035*
		Red	**ZB6AF4**	0.016/*0.035*
		Yellow	**ZB6AF5**	0.016/*0.035*
		Blue	**ZB6AF6**	0.016/*0.035*
		Orange	**ZB6AF8**	0.016/*0.035*
		6 colors *(1)*	**ZB6AF9**	0.016/*0.035*
		Without cap *(2)*	**ZB6AF0**	0.016/*0.035*

(1) Separate 6 different colored caps (White, Green, Red, Yellow, Blue and Orange) included with head.
(2) To order caps separately, see page 3/24.

Assembly of other products, using:
body/contact assemblies: see page 3/22
accessories: see page 3/24

Control and signaling units Ø 16 plastic

Harmony XB6 modular

Pilot lights with integral LED

PF514160

XB6DV4BB

PF514161

XB6CV1BB

PF514162

XB6AV5BB

110717

ZB6DV8

110720

ZB6CV1

101461

ZB6AV6

Shape of head	Color of lens cap	Reference	Weight kg/*lb*
Complete units			
Rectangular	White	**XB6DV1BB** (ZB6EB1B + ZB6DV1)	0.015/*0.033*
	Green	**XB6DV3BB** (ZB6EB3B + ZB6DV3)	0.015/*0.033*
	Red	**XB6DV4BB** (ZB6EB4B + ZB6DV4)	0.015/*0.033*
	Yellow	**XB6DV5BB** (ZB6EB5B + ZB6DV5)	0.015/*0.033*
Square	White	**XB6CV1BB** (ZB6EB1B + ZB6CV1)	0.015/*0.033*
	Green	**XB6CV3BB** (ZB6EB3B + ZB6CV3)	0.015/*0.033*
	Red	**XB6CV4BB** (ZB6EB4B + ZB6CV4)	0.015/*0.033*
	Yellow	**XB6CV5BB** (ZB6EB5B + ZB6CV5)	0.015/*0.033*
Circular	White	**XB6AV1BB** (ZB6EB1B + ZB6AV1)	0.015/*0.033*
	Green	**XB6AV3BB** (ZB6EB3B + ZB6AV3)	0.015/*0.033*
	Red	**XB6AV4BB** (ZB6EB4B + ZB6AV4)	0.015/*0.033*
	Yellow	**XB6AV5BB** (ZB6EB5B + ZB6AV5)	0.015/*0.033*
Heads only			
Rectangular	White	**ZB6DV1**	0.015/*0.033*
	Green	**ZB6DV3**	0.015/*0.033*
	Red	**ZB6DV4**	0.015/*0.033*
	Yellow	**ZB6DV5**	0.015/*0.033*
	Blue	**ZB6DV6**	0.015/*0.033*
	Orange	**ZB6DV8**	0.015/*0.033*
	6 colors *(1)*	**ZB6DV9**	0.015/*0.033*
	Without lens cap *(2)*	**ZB6DV0**	0.015/*0.033*
Square	White	**ZB6CV1**	0.015/*0.033*
	Green	**ZB6CV3**	0.015/*0.033*
	Red	**ZB6CV4**	0.015/*0.033*
	Yellow	**ZB6CV5**	0.015/*0.033*
	Blue	**ZB6CV6**	0.015/*0.033*
	Orange	**ZB6CV8**	0.015/*0.033*
	6 colors *(1)*	**ZB6CV9**	0.015/*0.033*
	Without lens cap *(2)*	**ZB6CV0**	0.015/*0.033*
Circular	White	**ZB6AV1**	0.015/*0.033*
	Green	**ZB6AV3**	0.015/*0.033*
	Red	**ZB6AV4**	0.015/*0.033*
	Yellow	**ZB6AV5**	0.015/*0.033*
	Blue	**ZB6AV6**	0.015/*0.033*
	Orange	**ZB6AV8**	0.015/*0.033*
	6 colors *(1)*	**ZB6AV9**	0.015/*0.033*
	Without lens cap *(2)*	**ZB6AV0**	0.015/*0.033*

(1) Separate 6 different colored lens caps (White, Green, Red, Yellow, Blue and Orange) included with head.
(2) To order lens caps separately, see page 3/24.

General:
page 3/2

Assembly of other products, using:
body/contact assemblies: see page 3/22
accessories: see page 3/24

Control and signaling units Ø 16 plastic

Harmony XB6 modular

Pushbuttons, spring return

PF514163

XB6DA31B

PF514164

XB6CA11B

PF514165

XB6AA22B

Shape of head	Type of push	Type of contacts NO	Type of contacts Nc	Color	Reference	Weight kg/*lb*
Complete units						
Rectangular	**Flush**	1	–	White	**XB6DA11B** (ZB6Z1B + ZB6DA1)	0.019/*0.042*
				Green	**XB6DA31B** (ZB6Z1B + ZB6DA3)	0.019/*0.042*
		–	1	Black	**XB6DA22B** (ZB6Z2B + ZB6DA2)	0.019/*0.042*
				Red	**XB6DA42B** (ZB6Z2B + ZB6DA4)	0.019/*0.042*
		1	1	White	**XB6DA15B** (ZB6Z5B + ZB6DA1)	0.022/*0.049*
				Black	**XB6DA25B** (ZB6Z5B + ZB6DA2)	0.022/*0.049*
				Green	**XB6DA35B** (ZB6Z5B + ZB6DA3)	0.022/*0.049*
				Red	**XB6DA45B** (ZB6Z5B + ZB6DA4)	0.022/*0.049*
Square	**Flush**	1	–	White	**XB6CA11B** (ZB6Z1B + ZB6CA1)	0.019/*0.042*
				Green	**XB6CA31B** (ZB6Z1B + ZB6CA3)	0.019/*0.042*
		–	1	Black	**XB6CA22B** (ZB6Z2B + ZB6CA2)	0.019/*0.042*
				Red	**XB6CA42B** (ZB6Z2B + ZB6CA4)	0.019/*0.042*
		1	1	White	**XB6CA15B** (ZB6Z5B + ZB6CA1)	0.022/*0.049*
				Black	**XB6CA25B** (ZB6Z5B + ZB6CA2)	0.022/*0.049*
				Green	**XB6CA35B** (ZB6Z5B + ZB6CA3)	0.022/*0.049*
				Red	**XB6CA45B** (ZB6Z5B + ZB6CA4)	0.022/*0.049*
Circular	**Flush**	1	–	White	**XB6AA11B** (ZB6Z1B + ZB6AA1)	0.019/*0.042*
				Green	**XB6AA31B** (ZB6Z1B + ZB6AA3)	0.019/*0.042*
		–	1	Black	**XB6AA22B** (ZB6Z2B + ZB6AA2)	0.019/*0.042*
				Red	**XB6AA42B** (ZB6Z2B + ZB6AA4)	0.019/*0.042*
		1	1	White	**XB6AA15B** (ZB6Z5B + ZB6AA1)	0.022/*0.049*
				Black	**XB6AA25B** (ZB6Z5B + ZB6AA2)	0.022/*0.049*
				Green	**XB6AA35B** (ZB6Z5B + ZB6AA3)	0.022/*0.049*
				Red	**XB6AA45B** (ZB6Z5B + ZB6AA4)	0.022/*0.049*
Rectangular	**Projecting**	–	1	Red	**XB6DL42B**	0.020/*0.044*
Square	**Projecting**	–	1	Red	**XB6CL42B**	0.020/*0.044*
Circular	**Projecting**	–	1	Red	**XB6AL42B**	0.020/*0.044*

General:
page 3/2

Schneider Electric

Assembly of other products, using:
body/contact assemblies: see page 3/22
accessories: see page 3/24

Control and signaling units Ø 16 plastic

Harmony XB6 modular

Pushbuttons, spring return

110746

ZB6DA6

110753

ZB6CA5

110758

ZB6AA2

110767

Pushbuttons, spring return (continued)

Shape of head	Type of push	Color of push	Reference	Weight kg/*lb*
Heads only				
Rectangular	**Flush**	White	**ZB6DA1**	0.016/*0.035*
		Black	**ZB6DA2**	0.016/*0.035*
		Green	**ZB6DA3**	0.016/*0.035*
		Red	**ZB6DA4**	0.016/*0.035*
		Yellow	**ZB6DA5**	0.016/*0.035*
		Blue	**ZB6DA6**	0.016/*0.035*
		6 colors *(1)*	**ZB6DA9**	0.016/*0.035*
		Without cap *(2)*	**ZB6DA0**	0.016/*0.035*
Square	**Flush**	White	**ZB6CA1**	0.016/*0.035*
		Black	**ZB6CA2**	0.016/*0.035*
		Green	**ZB6CA3**	0.016/*0.035*
		Red	**ZB6CA4**	0.016/*0.035*
		Yellow	**ZB6CA5**	0.016/*0.035*
		Blue	**ZB6CA6**	0.016/*0.035*
		6 colors *(1)*	**ZB6CA9**	0.016/*0.035*
		Without cap *(2)*	**ZB6CA0**	0.016/*0.035*
Circular	**Flush**	White	**ZB6AA1**	0.016/*0.035*
		Black	**ZB6AA2**	0.016/*0.035*
		Green	**ZB6AA3**	0.016/*0.035*
		Red	**ZB6AA4**	0.016/*0.035*
		Yellow	**ZB6AA5**	0.016/*0.035*
		Blue	**ZB6AA6**	0.016/*0.035*
		6 colors *(1)*	**ZB6AA9**	0.016/*0.035*
		Without cap *(2)*	**ZB6AA0**	0.016/*0.035*
	Ø 24 mm mushroom head	White	**ZB6AC1**	0.020/*0.044*
		Black	**ZB6AC2**	0.020/*0.044*
		Green	**ZB6AC3**	0.020/*0.044*
		Yellow	**ZB6AC5**	0.020/*0.044*
		Blue	**ZB6AC6**	0.020/*0.044*

(1) Separate 6 different colored lens caps (White, Green, Red, Yellow, Blue and Orange) included with head.
(2) To order lens caps separately, see page 3/24.

Assembly of other products, using:
body/contact assemblies: see page 3/22
accessories: see page 3/24

Control and signaling units Ø 16 plastic

Harmony XB6 modular

Emergency stop devices conforming to EN/IEC 60204-1 and EN/ISO 13850 and to Machinery Directive 98/37/EC

Emergency stop trigger action and mechanical latching pushbuttons conform to standards EN/IEC 60204-1 and EN/ISO 13850, to Machinery Directive 98/37/EC and to standard EN/IEC 60947-5-5. Please consult our Customer Care Centre for explanation of these standards and directives.

PF514166

XB6AS8349B

PF514167

XB6AS9349B

110770

ZB6AS834

110771

ZB6AS934

Emergency stop trigger action and mechanical latching pushbuttons

Shape of head	Type of reset	Type of contacts NO	Type of contacts Nc	Diameter of push mm/*in.*	Color	Reference	Weight kg/*lb*
Complete units							
	Turn to release	1	2	30/*1.181*	Red	**XB6AS8349B** (ZB6Z4B + ZB6AS834)	0.041/*0.090*
	Key release (key no. 200)	1	2	30/*1.181*	Red	**XB6AS9349B** (ZB6Z4B + ZB6AS934)	0.056/*0.123*

Shape of head	Type of reset	Diameter of push mm/*in.*	Color of cap	Reference	Weight kg/*lb*
Heads only					
	Turn to release	30/*1.181*	Red	**ZB6AS834**	0.035/*0.077*
	Key release (key no. 200)	30/*1.181*	Red	**ZB6AS934**	0.050/*0.110*

General:
page 3/2

Assembly of other products, using:
body/contact assemblies: see page 3/22
accessories: see page 3/24

Control and signaling units Ø 16 plastic

Harmony XB6 modular

Selector switches with standard handle

110584SE

XB6DD221B

10143SSE

XB6CD221B

PF514168

XB6AD221B

Selector switches with standard handle (switching angle: 60°)

Shape of head	Color of handle	Type of contacts NO	Type of contacts Nc	Number and type of positions	Reference	Weight kg/*lb*
Complete units						
Rectangular	**Black**	1	–	2 - stay put	**XB6DD221B** (ZB6Z1B + ZB6DD22)	0.021/*0.046*
		1	1	2 - stay put	**XB6DD225B** (ZB6Z5B + ZB6DD22)	0.024/*0.053*
				3 - stay put	**XB6DD235B** (ZB6Z5B + ZB6DD23)	0.024/*0.053*
Square	**Black**	1	–	2 - stay put	**XB6CD221B** (ZB6Z1B + ZB6CD22)	0.021/*0.046*
		1	1	2 - stay put	**XB6CD225B** (ZB6Z5B + ZB6CD22)	0.024/*0.053*
				3 - stay put	**XB6CD235B** (ZB6Z5B + ZB6CD23)	0.024/*0.053*
Circular	**Black**	1	–	2 - stay put	**XB6AD221B** (ZB6Z1B + ZB6AD22)	0.021/*0.046*
		1	1	2 - stay put	**XB6AD225B** (ZB6Z5B + ZB6AD22)	0.024/*0.053*
				3 - stay put	**XB6AD235B** (ZB6Z5B + ZB6AD23)	0.024/*0.053*

Assembly of other products, using:
body/contact assemblies: see page 3/22
accessories: see page 3/24

Control and signaling units Ø 16 plastic

Harmony XB6 modular

Selector switches with standard handle (continued)

101475

ZB6DD42

101465-1

ZB6CD22

101456

ZB6AD42

Shape of head	Number and type of positions	Color of handle	Reference	Weight kg/*lb*
Heads only(switching angle: stay put positions 60°, spring return positions 45°)				
Rectangular	2 - stay put	Black	**ZB6DD22**	0.018/*0.040*
		Red	**ZB6DD42**	0.018/*0.040*
	3 - stay put	Black	**ZB6DD23**	0.018/*0.040*
		Red	**ZB6DD43**	0.018/*0.040*
	2 - spring return to centre	Black	**ZB6DD24**	0.018/*0.040*
		Red	**ZB6DD44**	0.018/*0.040*
	3 - spring return to centre	Black	**ZB6DD25**	0.018/*0.040*
		Red	**ZB6DD45**	0.018/*0.040*
	3 - spring return from right to centre	Black	**ZB6DD26**	0.018/*0.040*
		Red	**ZB6DD46**	0.018/*0.040*
	3 - spring return from left to centre	Black	**ZB6DD27**	0.018/*0.040*
		Red	**ZB6DD47**	0.018/*0.040*
Square	2 - stay put	Black	**ZB6CD22**	0.018/*0.040*
		Red	**ZB6CD42**	0.018/*0.040*
	3 - stay put	Black	**ZB6CD23**	0.018/*0.040*
		Red	**ZB6CD43**	0.018/*0.040*
	2 - spring return to centre	Black	**ZB6CD24**	0.018/*0.040*
		Red	**ZB6CD44**	0.018/*0.040*
	3 - spring return to centre	Black	**ZB6CD25**	0.018/*0.040*
		Red	**ZB6CD45**	0.018/*0.040*
	3 - spring return from right to centre	Black	**ZB6CD26**	0.018/*0.040*
		Red	**ZB6CD46**	0.018/*0.040*
	3 - spring return from left to centre	Black	**ZB6CD27**	0.018/*0.040*
		Red	**ZB6CD47**	0.018/*0.040*
Circular	2 - stay put	Black	**ZB6AD22**	0.018/*0.040*
		Red	**ZB6AD42**	0.018/*0.040*
	3 - stay put	Black	**ZB6AD23**	0.018/*0.040*
		Red	**ZB6AD43**	0.018/*0.040*
	2 - spring return to centre	Black	**ZB6AD24**	0.018/*0.040*
		Red	**ZB6AD44**	0.018/*0.040*
	3 - spring return to centre	Black	**ZB6AD25**	0.018/*0.040*
		Red	**ZB6AD45**	0.018/*0.040*
	3 - spring return from right to centre	Black	**ZB6AD26**	0.018/*0.040*
		Red	**ZB6AD46**	0.018/*0.040*
	3 - spring return from left to centre	Black	**ZB6AD27**	0.018/*0.040*
		Red	**ZB6AD47**	0.018/*0.040*
Heads only (switching angle: stay put positions 90°)				
Rectangular	2 - stay put	Black	**ZB6DD28**	0.018/*0.040*
		Red	**ZB6DD48**	0.018/*0.040*
Square	2 - stay put	Black	**ZB6CD28**	0.018/*0.040*
		Red	**ZB6CD48**	0.018/*0.040*
Circular	2 - stay put	Black	**ZB6AD28**	0.018/*0.040*
		Red	**ZB6AD48**	0.018/*0.040*

Heads + mounting base for potentiometer

521999

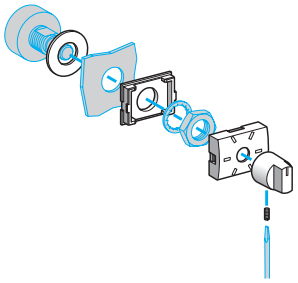

ZB6DP2

Shape of head	Description	For use with	Reference	Weight kg/*lb*
	For potentiometer with shaft length 5…8 mm/*0.197...0.315 in.* (potentiometer not included)	Ø 6.35 mm/*0.250 in.* shaft	**ZB6DP2**	0.032/*0.071*

General:
page 3/2

Assembly of other products, using:
body/contact assemblies: see page 3/22
accessories: see page 3/24

Control and signaling units Ø 16 plastic

Harmony XB6 modular

Illuminated selector switches

PF14169

XB6DK1B25B

PF14170

XB6CK1B25B

PF14171

XB6AK1B25B

Illuminated selector switches with 12…24 V integral LED

Shape of head	Color of push	Type of contacts NO	Type of contacts Nc	Number and type of positions	Reference *(1)*	Weight kg/*lb*
Complete units (switching angle: stay put positions 60°)						
Rectangular	White	1	1	2 - stay put	**XB6DK1B25B** (ZB6YK1+ ZB6DD02 + ZB6ZB15B)	0.024/*0.053*
	Green	1	1	2 - stay put	**XB6DK3B25B** (ZB6YK3+ ZB6DD02 + ZB6ZB35B)	0.024/*0.053*
	Red	1	1	2 - stay put	**XB6DK4B25B** (ZB6YK4+ ZB6DD02 + ZB6ZB45B)	0.024/*0.053*
	White	1	1	3 - stay put	**XB6DK1B35B** (ZB6YK1+ ZB6DD03 + ZB6ZB15B)	0.024/*0.053*
	Green	1	1	3 - stay put	**XB6DK3B35B** (ZB6YK3+ ZB6DD03 + ZB6ZB35B)	0.024/*0.053*
	Red	1	1	3 - stay put	**XB6DK4B35B** (ZB6YK4+ ZB6DD03 + ZB6ZB45B)	0.024/*0.053*
Square	White	1	1	2 - stay put	**XB6CK1B25B** (ZB6YK1+ ZB6CD02 + ZB6ZB15B)	0.024/*0.053*
	Green	1	1	2 - stay put	**XB6CK3B25B** (ZB6YK3+ ZB6CD02 + ZB6ZB35B)	0.024/*0.053*
	Red	1	1	2 - stay put	**XB6CK4B25B** (ZB6YK4+ ZB6CD02 + ZB6ZB45B)	0.024/*0.053*
	White	1	1	3 - stay put	**XB6CK1B35B** (ZB6YK1+ ZB6CD03 + ZB6ZB15B)	0.024/*0.053*
	Green	1	1	3 - stay put	**XB6CK3B35B** (ZB6YK3+ ZB6CD03 + ZB6ZB35B)	0.024/*0.053*
	Red	1	1	3 - stay put	**XB6CK4B35B** (ZB6YK4+ ZB6CD03 + ZB6ZB45B)	0.024/*0.053*
Circular	White	1	1	2 - stay put	**XB6AK1B25B** (ZB6YK1+ ZB6AD02 + ZB6ZB15B)	0.024/*0.053*
	Green	1	1	2 - stay put	**XB6AK3B25B** (ZB6YK3+ ZB6AD02 + ZB6ZB35B)	0.024/*0.053*
	Red	1	1	2 - stay put	**XB6AK4B25B** (ZB6YK4+ ZB6AD02 + ZB6ZB45B)	0.024/*0.053*
	White	1	1	3 - stay put	**XB6AK1B35B** (ZB6YK1+ ZB6AD03 + ZB6ZB15B)	0.024/*0.053*
	Green	1	1	3 - stay put	**XB6AK3B35B** (ZB6YK3+ ZB6AD03 + ZB6ZB35B)	0.024/*0.053*
	Red	1	1	3 - stay put	**XB6AK4B35B** (ZB6YK4+ ZB6AD03 + ZB6ZB45B)	0.024/*0.053*
Complete units (switching angle: stay put positions 90°)						
Rectangular	White	1	1	2 - stay put	**XB6DK1B85B** (ZB6YK1+ ZB6DD08 + ZB6ZB15B)	0.024/*0.053*
	Green	1	1	2 - stay put	**XB6DK3B85B** (ZB6YK3+ ZB6DD08 + ZB6ZB35B)	0.024/*0.053*
	Red	1	1	2 - stay put	**XB6DK4B85B** (ZB6YK4+ ZB6DD08 + ZB6ZB45B)	0.024/*0.053*
Square	White	1	1	2 - stay put	**XB6CK1B85B** (ZB6YK1+ ZB6CD08 + ZB6ZB15B)	0.024/*0.053*
	Green	1	1	2 - stay put	**XB6CK3B85B** (ZB6YK3+ ZB6CD08 + ZB6ZB35B)	0.024/*0.053*
	Red	1	1	2 - stay put	**XB6CK4B85B** (ZB6YK4+ ZB6CD08 + ZB6ZB45B)	0.024/*0.053*
Circular	White	1	1	2 - stay put	**XB6AK1B85B** (ZB6YK1+ ZB6AD08 + ZB6ZB15B)	0.024/*0.053*
	Green	1	1	2 - stay put	**XB6AK3B85B** (ZB6YK3+ ZB6AD08 + ZB6ZB35B)	0.024/*0.053*
	Red	1	1	2 - stay put	**XB6AK4B85B** (ZB6YK4+ ZB6AD08 + ZB6ZB45B)	0.024/*0.053*

(1) The reference of the complete selector switch is shown on the 1st line. The references of handles + heads + bodies are shown in brackets below.

Assembly of other products, using:
body/contact assemblies: see page 3/22
accessories: see page 3/24

Control and signaling units Ø 16 plastic

Harmony XB6 modular

Illuminated and non illuminated selector switches

101453

ZB6YK3

PF524604

ZB6DD02

PF524605

ZB6CD02

PF524606

ZB6AD02

Handles

Description	Color	Sold in lots of	Unit reference	Weight kg/*lb*
Component parts				
Handles for illuminated selector switches *(1)*	White	5	**ZB6YK1**	0.002/*0.004*
	Green	5	**ZB6YK3**	0.002/*0.004*
	Red	5	**ZB6YK4**	0.002/*0.004*
	Yellow	5	**ZB6YK5**	0.002/*0.004*
	Blue	5	**ZB6YK6**	0.002/*0.004*
	Orange	5	**ZB6YK8**	0.002/*0.004*
Replacement parts				
Handles for non illuminated selector switches *(2)*	Black	1	**ZB6YD2**	0.002/*0.004*
	Red	1	**ZB6YD4**	0.002/*0.004*

Heads for selector switches, without handle *(3)*

Shape of head	Number and type of positions	Reference	Weight kg/*lb*
Heads only(switching angle:stay put positions 60°,spring return positions 45°)			
Rectangular	2 - stay put	**ZB6DD02**	0.016/*0.035*
	3 - stay put	**ZB6DD03**	0.016/*0.035*
	2 - spring return to centre	**ZB6DD04**	0.016/*0.035*
	3 - spring return to centre	**ZB6DD05**	0.016/*0.035*
	3 - spring return from right to centre	**ZB6DD06**	0.016/*0.035*
	3 - spring return from left to centre	**ZB6DD07**	0.016/*0.035*
Square	2 - stay put	**ZB6CD02**	0.016/*0.035*
	3 - stay put	**ZB6CD03**	0.016/*0.035*
	2 - spring return to centre	**ZB6CD04**	0.016/*0.035*
	3 - spring return to centre	**ZB6CD05**	0.016/*0.035*
	3 - spring return from right to centre	**ZB6CD06**	0.016/*0.035*
	3 - spring return from left to centre	**ZB6CD07**	0.016/*0.035*
Circular	2 - stay put	**ZB6AD02**	0.016/*0.035*
	3 - stay put	**ZB6AD03**	0.016/*0.035*
	2 - spring return to centre	**ZB6AD04**	0.016/*0.035*
	3 - spring return to centre	**ZB6AD05**	0.016/*0.035*
	3 - spring return from right to centre	**ZB6AD06**	0.016/*0.035*
	3 - spring return from left to centre	**ZB6AD07**	0.016/*0.035*
Heads only (switching angle: stay put positions 90°)			
Rectangular	2 - stay put	**ZB6DD08**	0.016/*0.035*
Square	2 - stay put	**ZB6CD08**	0.016/*0.035*
Circular	2 - stay put	**ZB6AD08**	0.016/*0.035*

(1) Handle for use in conjunction with a head without a handle (see page 3/17), and a body sub-assembly for illuminated pushbuttons (see page 3/22)
(2) Handle for use in conjunction with a head without a handle (see page 3/17), and a body sub-assembly for non illuminated pushbuttons (see page 3/22)
(3) Handle to be ordered separately (see page 3/17) for bodies with 2 contact blocks maximum.

General:
page 3/2

Assembly of other products, using:
body/contact assemblies: see page 3/22
accessories: see page 3/24

Control and signaling units Ø 16 plastic

Harmony XB6 modular

Key switches

PF110407-35-M

XB6DGC5B

PF524609

ZB6DGA

Key switches (Ronis key no. 200) *(1) (2)*

Shape of head	Number and type of positions	Type of contacts NO	Type of contacts Nc	Reference	Weight kg/*lb*
Complete units (switching angle: 70°)					
Rectangular	2 - stay put	1	1	**XB6DGC5B** (ZB6Z5B + ZB6DGC)	0.036/*0.079*
	3 - stay put	1	1	**XB6DGH5B** (ZB6Z5B + ZB6DGH)	0.036/*0.079*
Square	2 - stay put	1	1	**XB6CGC5B** (ZB6Z5B + ZB6CGC)	0.036/*0.079*
	3 - stay put	1	1	**XB6CGH5B** (ZB6Z5B + ZB6CGH)	0.036/*0.079*
Circular	2 - stay put	1	1	**XB6AGC5B** (ZB6Z5B + ZB6AGC)	0.036/*0.079*
	3 - stay put	1	1	**XB6AGH5B** (ZB6Z5B + ZB6AGH)	0.036/*0.079*

Shape of head	Number and type of positions *(3)*	Key withdrawal	Reference	Weight kg/*lb*
Heads only (switching angle: stay put positions 70°, spring return positions 45°)				
Rectangular	2 - stay put	RH position	**ZB6DGA**	0.030/*0.066*
		Centre position	**ZB6DGB** *(4)*	0.030/*0.066*
		Both positions	**ZB6DGC** *(4)*	0.030/*0.066*
	2 - spring return	Centre position	**ZB6DGL**	0.030/*0.066*
	3 - stay put	LH position	**ZB6DGD**	0.030/*0.066*
		Centre position	**ZB6DGE** *(4)*	0.030/*0.066*
		LH and Centre positions	**ZB6DGF**	0.030/*0.066*
		RH position	**ZB6DGG**	0.030/*0.066*
		All positions	**ZB6DGH** *(4)*	0.030/*0.066*
		RH and LH positions	**ZB6DGJ**	0.030/*0.066*
		RH and Centre positions	**ZB6DGK**	0.030/*0.066*
	3 - spring return from left to centre	RH position	**ZB6DGM**	0.030/*0.066*
		Centre position	**ZB6DGN**	0.030/*0.066*
		RH and Centre positions	**ZB6DGP**	0.030/*0.066*
	3 - spring return from right to centre	LH position	**ZB6DGQ**	0.030/*0.066*
		Centre position	**ZB6DGR**	0.030/*0.066*
		LH and Centre positions	**ZB6DGS**	0.030/*0.066*
	3 - spring return to centre	Centre position	**ZB6DGT**	0.030/*0.066*

(1) Key no. 200, withdrawal from all positions.
*(2) To order a key switch with DOM 311 key, add the suffix **1** to the references selected above. Example: **ZB6DGA1**.*
(3) The symbol indicates the key withdrawal position.
*(4) Also available with Ronis key numbers: 201, 202 and 203. To order, add the key number to the end of the reference. Example: for key switch **ZB6DGB** with Ronis key no. 201, the reference becomes: **ZB6DGB201***

Assembly of other products, using:
body/contact assemblies: see page 3/22
accessories: see page 3/24

Control and signaling units Ø 16 plastic

Harmony XB6 modular

Key switches

PF24610

ZB6CGA

Key switches (Ronis key no. 200) *(1) (2)* **(continued)**

Shape of head	Number and type of positions *(3)*	Key withdrawal	Reference	Weight kg/*lb*
Heads only (switching angle: stay put positions 70°, spring return positions 45°) (continued)				
Square	2 - stay put	RH position	**ZB6CGA**	0.030/*0.066*
		Centre position	**ZB6CGB** ***(4)***	0.030/*0.066*
		Both positions	**ZB6CGC** ***(4)***	0.030/*0.066*
	2 - spring return	Centre position	**ZB6CGL**	0.030/*0.066*
	3 - stay put	LH position	**ZB6CGD**	0.030/*0.066*
		Centre position	**ZB6CGE** *(4)*	0.030/*0.066*
		LH and Centre positions	**ZB6CGF**	0.030/*0.066*
		RH position	**ZB6CGG**	0.030/*0.066*
		All positions	**ZB6CGH** *(4)*	0.030/*0.066*
		RH and LH positions	**ZB6CGJ**	0.030/*0.066*
		RH and Centre positions	**ZB6CGK**	0.030/*0.066*
	3 - spring return from left to centre	RH position	**ZB6CGM**	0.030/*0.066*
		Centre position	**ZB6CGN**	0.030/*0.066*
		RH and Centre positions	**ZB6CGP**	0.030/*0.066*
	3 - spring return from right to centre	LH position	**ZB6CGQ**	0.030/*0.066*
		Centre position	**ZB6CGR**	0.030/*0.066*
		LH and Centre positions	**ZB6CGS**	0.030/*0.066*
	3 - spring return to centre	Centre position	**ZB6CGT**	0.030/*0.066*

(1) Key no. 200, withdrawal from all positions.
*(2) To order a key switch with DOM 311 key, add the suffix **1** to the references selected above. Example: **ZB6CGA1**.*
(3) The symbol indicates the key withdrawal position.
*(4) Also available with Ronis key numbers: 201, 202 and 203. To order, add the key number to the end of the reference. Example: for key switch **ZB6CGB** with Ronis key no. 201, the reference becomes: **ZB6CGB201**.*

General:
page 3/2

Schneider Electric

Assembly of other products, using:
body/contact assemblies: see page 3/22
accessories: see page 3/24

Control and signaling units Ø 16 plastic

Harmony XB6 modular

Key switches

PF524611

ZB6AGA

Key switches (Ronis key no. 200) (continued) *(1)*

Shape of head	Number and type of positions *(3)*	Key withdrawal	Reference	Weight kg/*lb*
Heads only (switching angle: stay put positions 70°, spring return positions 45°) (continued)				
Circular	2 - stay put	RH position	**ZB6AGA**	0.030/*0.066*
		Centre position	**ZB6AGB** *(2)*	0.030/*0.066*
		Both positions	**ZB6AGC** *(2)*	0.030/*0.066*
	2 - spring return from right to centre	Centre position	**ZB6AGL**	0.030/*0.066*
	3 - stay put	LH position	**ZB6AGD**	0.030/*0.066*
		Centre position	**ZB6AGE** *(2)*	0.030/*0.066*
		LH and Centre positions	**ZB6AGF**	0.030/*0.066*
		RH position	**ZB6AGG**	0.030/*0.066*
		All positions	**ZB6AGH** *(2)*	0.030/*0.066*
		RH and LH positions	**ZB6AGJ**	0.030/*0.066*
		RH and Centre positions	**ZB6AGK**	0.030/*0.066*
	3 - spring return from left to centre	RH position	**ZB6AGM**	0.030/*0.066*
		Centre position	**ZB6AGN**	0.030/*0.066*
		RH and Centre positions	**ZB6AGP**	0.030/*0.066*
	3 - spring return from right to centre	Left-hand position	**ZB6AGQ**	0.030/*0.066*
		Centre position	**ZB6AGR**	0.030/*0.066*
		LH and Centre positions	**ZB6AGS**	0.030/*0.066*
	3 - spring return to centre	Centre position	**ZB6AGT**	0.030/*0.066*

*(1) To order a key switch with DOM 311 key, add the suffix **1** to the references selected above. Example: **ZB6AGA1**.*
*(2) Also available with Ronis key numbers: 201, 202 and 203. To order, add the key number to the end of the reference. Example: for key switch **ZB6AGB** with Ronis key no. 201, the reference becomes: **ZB6AGB201**.*
(3) The symbol indicates the key withdrawal position.

Control and signaling units Ø 16 plastic

Harmony XB6 modular

Complete bodies for pushbuttons

To combine with heads: see page 3/8

101505SSE

ZB6ZB11B

PF514172

ZB6ZH01B

PF514173

ZB6Z1B

101488

ZB6Y009

101503



ZB6Y011

Complete bodies for illuminated pushbuttons *(1)*

Description	Supply voltage V	Type of contacts NO	Type of contacts Nc	Color of light source	Reference	Weight kg/*lb*
Faston connectors						
Fixing collar + contact block + LED *(2)*	≂ 12…24	1	–	White	**ZB6ZB11B**	0.006/*0.013*
				Green	**ZB6ZB31B**	0.006/*0.013*
				Yellow	**ZB6ZB51B**	0.006/*0.013*
		–	1	Red	**ZB6ZB42B**	0.006/*0.013*
				Yellow	**ZB6ZB52B**	0.006/*0.013*
		1	1	White	**ZB6ZB15B**	0.009/*0.020*
				Green	**ZB6ZB35B**	0.009/*0.020*
				Red	**ZB6ZB45B**	0.009/*0.020*
				Yellow	**ZB6ZB55B**	0.009/*0.020*
				Blue	**ZB6ZB65B**	0.009/*0.020*
Direct supply Fixing collar + contact block for incandescent bulb (not included) T1 1/4 *(3)*	3…24	1	–	–	**ZB6ZH01B**	0.006/*0.013*
		–	1	–	**ZB6ZH02B**	0.006/*0.013*
		1	1	–	**ZB6ZH05B**	0.009/*0.020*

Complete bodies for pushbuttons or selector switches

Description	Supply voltage V	Type of contacts NO	Type of contacts Nc		Reference	Weight kg/*lb*
Faston connectors						
Direct supply Fixing collar + contact block	≤ 250	1	–		**ZB6Z1B**	0.004/*0.009*
		–	1		**ZB6Z2B**	0.004/*0.009*
		2	–		**ZB6Z3B**	0.006/*0.013*
		–	2		**ZB6Z4B**	0.006/*0.013*
		1	1		**ZB6Z5B**	0.006/*0.013*

Accessories

Description	Application	Sold in lots of	Unit reference	Weight kg/*lb*
Body/fixing collar	For mounting contact blocks and light source	10	**ZB6Y009**	0.002/*0.004*
Body bracket (fixing screws included)	Printed circuit board mounting	4	**ZB6Y011**	0.010/*0.022*

(1) It is possible to assemble illuminated selector switches by using an illuminated pushbutton body sub-assembly in conjunction with a selector switch head supplied without handle and a transparent handle (see page 3/18).
(2) The color of the LED must be the same as that of the pushbutton cap.
(3) Bulb to be ordered separately (see page 3/31).

General: page 3/2

Control and signaling units Ø 16 plastic

Harmony XB6 modular

Complete bodies for pilot lights

To combine with heads: see page 3/8

PF514174

ZB6EB1B

PF514175

ZB6EH0B

PF514176

ZB6EB1A

PF514177

ZB6EH0A

PF110415

ZB6E1B

Description	Supply voltage V	Sold in lots of	Color of light source	Unit reference	Weight kg/*lb*
Complete bodies for pilot lights (light source)					
Faston connectors (direct mounting by the head)					
Integral LED *(1)*	≂ 12…24	5	White	**ZB6EB1B**	0.003/*0.007*
			Green	**ZB6EB3B**	0.003/*0.007*
			Red	**ZB6EB4B**	0.003/*0.007*
			Yellow	**ZB6EB5B**	0.003/*0.007*
			Blue	**ZB6EB6B**	0.003/*0.007*
			Orange	**ZB6EB8B**	0.003/*0.007*
	∼ 48…120	5	White	**ZB6EG1B**	0.003/*0.007*
			Green	**ZB6EG3B**	0.003/*0.007*
			Red	**ZB6EG4B**	0.003/*0.007*
			Yellow	**ZB6EG5B**	0.003/*0.007*
			Blue	**ZB6EG6B**	0.003/*0.007*
			Orange	**ZB6EG8B**	0.003/*0.007*
	∼ 230…240	5	White	**ZB6EM1B**	0.003/*0.007*
			Green	**ZB6EM3B**	0.003/*0.007*
			Red	**ZB6EM4B**	0.003/*0.007*
			Yellow	**ZB6EM5B**	0.003/*0.007*
			Blue	**ZB6EM6B**	0.003/*0.007*
			Orange	**ZB6EM8B**	0.003/*0.007*
With resistor for 95 V neon bulb (not included) T1 1/4 *(2) (3)*	∼ 120	5	–	**ZB6EG0B**	0.003/*0.007*
	∼ 230	5	–	**ZB6EM0B**	0.003/*0.007*
Direct supply for 0.6 W max. incandescent bulb (not included) T1 1/4 *(2)*	≂ ≤ 24	5	–	**ZB6EH0B**	0.003/*0.007*
Pins for printed circuit board connection (mounting by the body, see page 3/22)					
Integral LED *(1)*	≂ 12…24	5	White	**ZB6EB1A**	0.003/*0.007*
			Green	**ZB6EB3A**	0.003/*0.007*
			Red	**ZB6EB4A**	0.003/*0.007*
			Yellow	**ZB6EB5A**	0.003/*0.007*
			Blue	**ZB6EB6A**	0.003/*0.007*
			Orange	**ZB6EB8A**	0.003/*0.007*
Direct supply for 0.6 W max. incandescent bulb (not included) T1 1/4 *(2)*	≂ 3…24	5	–	**ZB6EH0A**	0.003/*0.007*

Separate contact blocks

Type of contacts	For use with bodies	Type of contacts NO	Type of contacts Nc	Sold in lots of	Unit reference	Weight kg/*lb*
Silver alloy	Faston	1	–	10	**ZB6E1B**	0.004/*0.009*
		–	1	10	**ZB6E2B**	0.004/*0.009*
	Printed circuit ZB6Y011	1	–	10	**ZB6E1A**	0.004/*0.009*
		–	1	10	**ZB6E2A**	0.004/*0.009*
Gold flashed	Faston	1	–	10	**ZB6E1E**	0.004/*0.009*
		–	1	10	**ZB6E2E**	0.004/*0.009*
	Printed circuit ZB6Y011	1	–	10	**ZB6E1D**	0.004/*0.009*
		–	1	10	**ZB6E2D**	0.004/*0.009*

(1) The color of the LED must be same as that of the pushbutton cap.
(2) Bulb to be ordered separately (see page 3/31).
(3) Neon bulbs must only be used with Red, Yellow or White lens caps.

Control and signaling units Ø 16 plastic

Harmony XB6 modular

Accessories for heads

Unmarked lens caps and caps

To combine with heads:
see page 3/8

101491

ZB6YDV4 *ZB6YCV3* *ZB6YAV5*

101501



ZB6YDW5 *ZB6YCW6* *ZB6YAW3*

101492

ZB6YDE5 *ZB6YCE4* *ZB6YAE6*

101500

ZB6YDA2 *ZB6YCA4* *ZB6YAA1*

Unmarked lens caps

Application	Color of lens cap	Sold in lots of	Unit reference Rectangular head	Square head	Circular head	Weight kg/*lb*
Pilot lights	White	10	**ZB6YDV1**	**ZB6YCV1**	**ZB6YAV1**	0.001/*0.002*
	Green	10	**ZB6YDV3**	**ZB6YCV3**	**ZB6YAV3**	0.001/*0.002*
	Red	10	**ZB6YDV4**	**ZB6YCV4**	**ZB6YAV4**	0.001/*0.002*
	Yellow	10	**ZB6YDV5**	**ZB6YCV5**	**ZB6YAV5**	0.001/*0.002*
	Blue	10	**ZB6YDV6**	**ZB6YCV6**	**ZB6YAV6**	0.001/*0.002*
	Orange	10	**ZB6YDV8**	**ZB6YCV8**	**ZB6YAV8**	0.001/*0.002*

Pushbutton caps - unmarked

Application	Color of cap	Sold in lots of	Unit reference Rectangular head	Square head	Circular head	Weight kg/*lb*
Illuminated pushbuttons, with flush push	White	10	**ZB6YDW1**	**ZB6YCW1**	**ZB6YAW1**	0.001/*0.002*
	Green	10	**ZB6YDW3**	**ZB6YCW3**	**ZB6YAW3**	0.001/*0.002*
	Red	10	**ZB6YDW4**	**ZB6YCW4**	**ZB6YAW4**	0.001/*0.002*
	Yellow	10	**ZB6YDW5**	**ZB6YCW5**	**ZB6YAW5**	0.001/*0.002*
	Blue	10	**ZB6YDW6**	**ZB6YCW6**	**ZB6YAW6**	0.001/*0.002*
	Orange	10	**ZB6YDW8**	**ZB6YCW8**	**ZB6YAW8**	0.001/*0.002*
Illuminated pushbuttons, with projecting push	White	10	**ZB6YDE1**	**ZB6YCE1**	**ZB6YAE1**	0.001/*0.002*
	Green	10	**ZB6YDE3**	**ZB6YCE3**	**ZB6YAE3**	0.001/*0.002*
	Red	10	**ZB6YDE4**	**ZB6YCE4**	**ZB6YAE4**	0.001/*0.002*
	Yellow	10	**ZB6YDE5**	**ZB6YCE5**	**ZB6YAE5**	0.001/*0.002*
	Blue	10	**ZB6YDE6**	**ZB6YCE6**	**ZB6YAE6**	0.001/*0.002*
	Orange	10	**ZB6YDE8**	**ZB6YCE8**	**ZB6YAE8**	0.001/*0.002*
Non illuminated pushbuttons	White	10	**ZB6YDA1**	**ZB6YCA1**	**ZB6YAA1**	0.001/*0.002*
	Black	10	**ZB6YDA2**	**ZB6YCA2**	**ZB6YAA2**	0.001/*0.002*
	Green	10	**ZB6YDA3**	**ZB6YCA3**	**ZB6YAA3**	0.001/*0.002*
	Red	10	**ZB6YDA4**	**ZB6YCA4**	**ZB6YAA4**	0.001/*0.002*
	Yellow	10	**ZB6YDA5**	**ZB6YCA5**	**ZB6YAA5**	0.001/*0.002*
	Blue	10	**ZB6YDA6**	**ZB6YCA6**	**ZB6YAA6**	0.001/*0.002*

General:
page 3/2

Control and signaling units Ø 16 plastic

Harmony XB6 modular

Accessories for heads: marked pushbutton caps

To combine with heads:
see page 3/8

101498

ZB6YD200

ZB6YD100

ZB6YA200

Pushbutton caps - marked

Marking	Color of cap	Sold in lots of	Unit reference			Weight kg/*lb*
White on colored cap **Black on white cap**			Rectangular head	Square head	Circular head	
For non illuminated, flush pushbuttons						
0	White	10	**ZB6YD100**	**ZB6YC100**	**ZB6YA100**	0.001/*0.002*
	Black	10	**ZB6YD200**	**ZB6YC200**	**ZB6YA200**	0.001/*0.002*
1	White	10	**ZB6YD101**	**ZB6YC101**	**ZB6YA101**	0.001/*0.002*
	Black	10	**ZB6YD201**	**ZB6YC201**	**ZB6YA201**	0.001/*0.002*
2	White	10	**ZB6YD102**	**ZB6YC102**	**ZB6YA102**	0.001/*0.002*
	Black	10	**ZB6YD202**	**ZB6YC202**	**ZB6YA202**	0.001/*0.002*
3	White	10	**ZB6YD103**	**ZB6YC103**	**ZB6YA103**	0.001/*0.002*
	Black	10	**ZB6YD203**	**ZB6YC203**	**ZB6YA203**	0.001/*0.002*
4	White	10	**ZB6YD104**	**ZB6YC104**	**ZB6YA104**	0.001/*0.002*
	Black	10	**ZB6YD204**	**ZB6YC204**	**ZB6YA204**	0.001/*0.002*
5	White	10	**ZB6YD105**	**ZB6YC105**	**ZB6YA105**	0.001/*0.002*
	Black	10	**ZB6YD205**	**ZB6YC205**	**ZB6YA205**	0.001/*0.002*
6	White	10	**ZB6YD106**	**ZB6YC106**	**ZB6 YA106**	0.001/*0.002*
	Black	10	**ZB6YD206**	**ZB6YC206**	**ZB6YA206**	0.001/*0.002*
7	White	10	**ZB6YD107**	**ZB6YC107**	**ZB6YA107**	0.001/*0.002*
	Black	10	**ZB6YD207**	**ZB6YC207**	**ZB6YA207**	0.001/*0.002*
8	White	10	**ZB6YD108**	**ZB6YC108**	**ZB6YA108**	0.001/*0.002*
	Black	10	**ZB6YD208**	**ZB6YC208**	**ZB6YA208**	0.001/*0.002*
9	White	10	**ZB6YD109**	**ZB6YC109**	**ZB6YA109**	0.001/*0.002*
	Black	10	**ZB6YD209**	**ZB6YC209**	**ZB6YA209**	0.001/*0.002*
I	White	10	**ZB6YD111**	**ZB6YC111**	**ZB6YA111**	0.001/*0.002*
	Green	10	**ZB6YD311**	**ZB6YC311**	**ZB6YA311**	0.001/*0.002*
O	Black	10	**ZB6YD210**	**ZB6YC210**	**ZB6YA210**	0.001/*0.002*
	Red	10	**ZB6YD410**	**ZB6YC410**	**ZB6YA410**	0.001/*0.002*

Control and signaling units Ø 16 plastic

Harmony XB6 modular

Accessories for heads: marked pushbutton caps

To combine with heads: see page 3/8

ZB6YD116

ZB6YC441

ZB6YA224

Pushbutton caps - marked (continued)

Marking	Color of cap	Sold in lots of	Unit reference			Weight kg/*lb*
White on colored cap **Black on white cap**	–	–	Rectangular head	Square head	Circular head	
For non illuminated, flush pushbuttons (continued)						
II	White	5	**ZB6YD112**	**ZB6YC112**	**ZB6YA112**	0.001/*0.002*
	Black	5	**ZB6YD212**	**ZB6YC212**	**ZB6YA212**	0.001/*0.002*
III	White	5	**ZB6YD113**	**ZB6YC113**	**ZB6YA113**	0.001/*0.002*
	Black	5	**ZB6YD213**	**ZB6YC213**	**ZB6YA213**	0.001/*0.002*
+	White	5	**ZB6YD114**	**ZB6YC114**	**ZB6YA114**	0.001/*0.002*
	Black	5	**ZB6YD214**	**ZB6YC214**	**ZB6YA214**	0.001/*0.002*
-	White	5	**ZB6YD115**	**ZB6YC115**	**ZB6YA115**	0.001/*0.002*
	Black	5	**ZB6YD215**	**ZB6YC215**	**ZB6YA215**	0.001/*0.002*
MARCHE	White	5	**ZB6YD116**	**ZB6YC116**	**ZB6YA116**	0.001/*0.002*
	Green	5	**ZB6YD316**	**ZB6YC316**	**ZB6YA316**	0.001/*0.002*
ON	White	5	**ZB6YD117**	**ZB6YC117**	**ZB6YA117**	0.001/*0.002*
	Green	5	**ZB6YD317**	**ZB6YC317**	**ZB6YA317**	0.001/*0.002*
START	Green	5	**ZB6YD340**	**ZB6YC340**	**ZB6YA340**	0.001/*0.002*
EIN	White	5	**ZB6YD118**	**ZB6YC118**	**ZB6YA118**	0.001/*0.002*
	Green	5	**ZB6YD318**	**ZB6YC318**	**ZB6YA318**	0.001/*0.002*
ARRET	Black	5	**ZB6YD223**	**ZB6YC223**	**ZB6YA223**	0.001/*0.002*
	Red	5	**ZB6YD423**	**ZB6YC423**	**ZB6YA423**	0.001/*0.002*
STOP	Red	5	**ZB6YD441**	**ZB6YC441**	**ZB6YA441**	0.001/*0.002*
OFF	Black	5	**ZB6YD224**	**ZB6YC224**	**ZB6YA224**	0.001/*0.002*
	Red	5	**ZB6YD424**	**ZB6YC424**	**ZB6YA424**	0.001/*0.002*
AUS	Black	5	**ZB6YD225**	**ZB6YC225**	**ZB6YA225**	0.001/*0.002*
	Red	5	**ZB6YD425**	**ZB6YC425**	**ZB6YA425**	0.001/*0.002*
R	Blue	5	**ZB6YD626**	**ZB6YC626**	**ZB6YA626**	0.001/*0.002*
MONTEE	White	5	**ZB6YD129**	**ZB6YC129**	**ZB6YA129**	0.001/*0.002*
	Black	5	**ZB6YD229**	**ZB6YC229**	**ZB6YA229**	0.001/*0.002*

General: page 3/2

Control and signaling units Ø 16 plastic

Harmony XB6 modular

Accessories for heads: marked pushbutton caps

To combine with heads: see page 3/8

ZB6YD219

ZB6YD131

ZB6YA232

Pushbutton caps - marked (continued)

Marking	Color of cap	Sold in lots of	Unit reference			Weight kg/*lb*
White on colored cap **Black on white cap**	–	–	Rectangular head	Square head	Circular head	
For non illuminated, flush pushbuttons (continued)						
UP	White	5	**ZB6YD127**	**ZB6YC127**	**ZB6YA127**	0.001/*0.002*
	Black	5	**ZB6YD227**	**ZB6YC227**	**ZB6YA227**	0.001/*0.002*
DESCENTE	White	5	**ZB6YD130**	**ZB6YC130**	**ZB6YA130**	0.001/*0.002*
	Black	5	**ZB6YD230**	**ZB6YC230**	**ZB6YA230**	0.001/*0.002*
DOWN	White	5	**ZB6YD128**	**ZB6YC128**	**ZB6YA128**	0.001/*0.002*
	Black	5	**ZB6YD228**	**ZB6YC228**	**ZB6YA228**	0.001/*0.002*
AB	White	5	**ZB6YD134**	**ZB6YC134**	**ZB6YA134**	0.001/*0.002*
	Black	5	**ZB6YD234**	**ZB6YC234**	**ZB6YA234**	0.001/*0.002*
FERME	White	5	**ZB6YD133**	**ZB6YC133**	**ZB6YA133**	0.001/*0.002*
	Black	5	**ZB6YD233**	**ZB6YC233**	**ZB6YA233**	0.001/*0.002*
CLOSE	White	5	**ZB6YD132**	**ZB6YC132**	**ZB6YA132**	0.001/*0.002*
	Black	5	**ZB6YD232**	**ZB6YC232**	**ZB6YA232**	0.001/*0.002*
ZU	White	5	**ZB6YD131**	**ZB6YC131**	**ZB6YA131**	0.001/*0.002*
	Black	5	**ZB6YD231**	**ZB6YC231**	**ZB6YA231**	0.001/*0.002*
↑	White	5	**ZB6YD119**	**ZB6YC119**	**ZB6YA119**	0.001/*0.002*
	Black	5	**ZB6YD219**	**ZB6YC219**	**ZB6YA219**	0.001/*0.002*
↓	White	5	**ZB6YD120**	**ZB6YC120**	**ZB6YA120**	0.001/*0.002*
	Black	5	**ZB6YD220**	**ZB6YC220**	**ZB6YA220**	0.001/*0.002*
→	White	5	**ZB6YD121**	**ZB6YC121**	**ZB6YA121**	0.001/*0.002*
	Black	5	**ZB6YD221**	**ZB6YC221**	**ZB6YA221**	0.001/*0.002*
←	White	5	**ZB6YD122**	**ZB6YC122**	**ZB6YA122**	0.001/*0.002*
	Black	5	**ZB6YD222**	**ZB6YC222**	**ZB6YA222**	0.001/*0.002*

Control and signaling units Ø 16 plastic

Harmony XB6 modular

Accessories for heads: legends and legend holder, 8 x 21 mm marked legends

To combine with heads: see page 3/8

XB6_631_CPODA2016049

ZB6YD20

XB6_631_CPODA2016138

ZB6YD32

Legend holder 24 x 48 mm/*0.945 x 1.890 in.* (size 1) for 8 x 21 mm/*0.315 x 0.827 in.* legend *(1)*

Description	Color of legend	Sold in lots of	Unit reference	Weight kg/*lb*
Without legend	–	10	**ZB6YD20**	0.001/*0.002*
With blank legend	White or Yellow background	10	**ZB6YD21**	0.001/*0.002*
	Black or Red background	10	**ZB6YD22**	0.001/*0.002*

Legend holder 24 x 36 mm/*0.945 x 1.417 in.* (size 2) for 16 x 21 mm/*0.630x 0.827 in.* legend *(1)*

Description	Color of legend	Sold in lots of	Unit reference	Weight kg/*lb*
Without legend	–	10	**ZB6YD30**	0.001/*0.002*
With blank legend	White or Yellow background	10	**ZB6YD31**	0.001/*0.002*
	Black or Red background	10	**ZB6YD32**	0.001/*0.002*

DF100132

ZB6Y1001

DF100133

ZB6Y3001

Blank legends

Dimensions	For use with	Color	Sold in lots of	Unit reference	Weight kg/*lb*
8 x 21 mm /*0.315 x 0.827 in.*	Size 1 legend holder ZB6YD20	Yellow or White background	20	**ZB6Y1001**	0.001/*0.002*
		Black or Red background	20	**ZB6Y2001**	0.001/*0.002*
16 x 21 mm /*0.630 x 0.827 in.*	Size 2 legend holder ZB6YD30	Yellow or White background	20	**ZB6Y4001**	0.001/*0.002*
		Black or Red background	20	**ZB6Y3001**	0.001/*0.002*

Legends for engraving *(2)*

Dimensions	For use with	Color	Sold in lots of	Unit reference	Weight kg/*lb*
8 x 21 mm /*0.315 x 0.827 in.*	Size 1 legend holder ZB6 YD20	Yellow or White background	10	**ZB6Y1900**	0.001/*0.002*
		Black or Red background	10	**ZB6Y2900**	0.001/*0.002*
16 x 21 mm /*0.630 x 0.827 in.*	Size 2 legend holder ZB6 YD30	Yellow or White background	10	**ZB6Y4900**	0.001/*0.002*
		Black or Red background	10	**ZB6Y3900**	0.001/*0.002*

XB6_631_CPODA2016024

ZB6Y2178

8 x 21 mm/*0.315 x 0.827 in.* marked legends (for "size 1" 24 x 28 mm/*0.945 x 1.102 in.* legend holders ZB6YD20)

Color	Language	Marking	Sold in lots of	Unit reference	Weight kg/*lb*
Black or Red background *(3)*	International	O-I	5	**ZB6Y2178**	0.001/*0.002*
		I-II	5	**ZB6Y2179**	0.001/*0.002*
		I-O-II	5	**ZB6Y2186**	0.001/*0.002*
		← O →	5	**ZB6Y2190**	0.001/*0.002*

(1) For legends, see below and also following page.

(2) Pre-engraved legends. When ordering, clearly state the background color, text to be engraved: (either 1 line for 8 x 21 mm/0.315 x 0.827 in. or 2 lines for 16 x 21 mm/0.630 x 0.827 in. legends - in both cases, maximum 10 characters per line) and the quantity. Minimum quantity: 25 identical legends.

(3) "Start" functions: white letters on black background. "Stop" functions: white letters on red background (unless otherwise specified above).

General: page 3/2

Control and signaling units Ø 16 plastic

Harmony XB6 modular

Accessories for heads: 8 x 21 mm marked legends

To combine with heads: see page 3/8

ZB6Y2104

ZB6Y2304

ZB6Y2204

ZB6Y2404

8 x 21 mm/*0.315 x 0.827 in.* marked legends (for "size 1" 24 x 28 mm/*0.945 x 1.102 in.* legend holders ZB6YD20) (continued)

Color	Language	Marking	Sold in lots of	Unit reference	Weight kg/*lb*
Black or red background *(1)*	French	ARRET	5	**ZB6Y2104**	0.001/*0.002*
		ARRIERE	5	**ZB6Y2106**	0.001/*0.002*
		AVANT	5	**ZB6Y2105**	0.001/*0.002*
		DEFAUT	5	**ZB6Y2134**	0.001/*0.002*
		DESCENTE	5	**ZB6Y2108**	0.001/*0.002*
		DROITE	5	**ZB6Y2109**	0.001/*0.002*
		EN SERVICE	5	**ZB6Y2111**	0.001/*0.002*
		FERME	5	**ZB6Y2114**	0.001/*0.002*
		GAUCHE	5	**ZB6Y2110**	0.001/*0.002*
		HORS SERVICE	5	**ZB6Y2112**	0.001/*0.002*
		OUVERT	5	**ZB6Y2113**	0.001/*0.002*
		MAIN-O-AUTO	5	**ZB6Y2187**	0.001/*0.002*
		MARCHE	5	**ZB6Y2103**	0.001/*0.002*
		MONTEE	5	**ZB6Y2107**	0.001/*0.002*
		REARMEMENT	5	**ZB6Y2123**	0.001/*0.002*
	English	HAND-O-AUTO	5	**ZB6Y2387**	0.001/*0.002*
		CLOSE	5	**ZB6Y2314**	0.001/*0.002*
		DOWN	5	**ZB6Y2308**	0.001/*0.002*
		FORWARD	5	**ZB6Y2305**	0.001/*0.002*
		FAULT	5	**ZB6Y2334**	0.001/*0.002*
		LEFT	5	**ZB6Y2310**	0.001/*0.002*
		OFF	5	**ZB6Y2312**	0.001/*0.002*
		ON	5	**ZB6Y2303**	0.001/*0.002*
		OPEN	5	**ZB6Y2313**	0.001/*0.002*
		RESET	5	**ZB6Y2323**	0.001/*0.002*
		REVERSE	5	**ZB6Y2306**	0.001/*0.002*
		RIGHT	5	**ZB6Y2309**	0.001/*0.002*
		RUN	5	**ZB6Y2311**	0.001/*0.002*
		STOP	5	**ZB6Y2304**	0.001/*0.002*
		UP	5	**ZB6Y2307**	0.001/*0.002*
	German	AB	5	**ZB6Y2208**	0.001/*0.002*
		AUF	5	**ZB6Y2207**	0.001/*0.002*
		AUS	5	**ZB6Y2212**	0.001/*0.002*
		BETRIEB	5	**ZB6Y2211**	0.001/*0.002*
		EIN	5	**ZB6Y2203**	0.001/*0.002*
		HALT	5	**ZB6Y2204**	0.001/*0.002*
		HAND-O-AUTO	5	**ZB6Y2287**	0.001/*0.002*
		LINKS	5	**ZB6Y2210**	0.001/*0.002*
		ÖFFNEN	5	**ZB6Y2213**	0.001/*0.002*
		RECHTS	5	**ZB6Y2209**	0.001/*0.002*
		RÜCKSTELLUNG	5	**ZB6Y2223**	0.001/*0.002*
		SCHLIESSEN	5	**ZB6Y2214**	0.001/*0.002*
		STÖRUNG	5	**ZB6Y2234**	0.001/*0.002*
		VOR	5	**ZB6Y2205**	0.001/*0.002*
		ZURÜCK	5	**ZB6Y2206**	0.001/*0.002*
	Spanish	ADELANTE	5	**ZB6Y2405**	0.001/*0.002*
		APERTURA	5	**ZB6Y2413**	0.001/*0.002*
		ATRAS	5	**ZB6Y2406**	0.001/*0.002*
		BAJADA	5	**ZB6Y2408**	0.001/*0.002*
		CIERRE	5	**ZB6Y2414**	0.001/*0.002*
		DEFECTO	5	**ZB6Y2434**	0.001/*0.002*
		DERECHA	5	**ZB6Y2409**	0.001/*0.002*
		EN SERVICIO	5	**ZB6Y2411**	0.001/*0.002*
		FUERA SERV.	5	**ZB6Y2412**	0.001/*0.002*
		IZQUIERDA	5	**ZB6Y2410**	0.001/*0.002*
		MARCHA	5	**ZB6Y2403**	0.001/*0.002*
		PARADA	5	**ZB6Y2404**	0.001/*0.002*
		REARME	5	**ZB6Y2423**	0.001/*0.002*
		SUBIDA	5	**ZB6Y2405**	0.001/*0.002*

(1) "Start" functions: white letters on black background. "Stop" functions: white letters on red background (unless otherwise specified above).

Control and signaling units Ø 16 plastic

Harmony XB6 modular

Accessories for heads: legends for insertion, for printing, pre-printed, labelling software, circular legends

To combine with heads:
see page 3/8



ZB6YA003

Sheets of peel-off legends

Description	Application	Sold in lots of	Unit reference	Weight kg/*lb*
Sheets of 66 peel-off, transparent, self-adhesive legends	Rectangular pilot lights	10	**ZB6YD003**	0.030/*0.066*
	Square pilot lights	10	**ZB6YC003**	0.030/*0.066*
	Circular pilot lights	10	**ZB6YA003**	0.030/*0.066*
	Rectangular illuminated pushbuttons	10	**ZB6YD013**	0.030/*0.066*
	Square illuminated pushbuttons	10	**ZB6YC013**	0.030/*0.066*
	Circular illuminated pushbuttons	10	**ZB6YA013**	0.030/*0.066*

XBY2U

"SIS Label" labelling software

Application	Reference	Weight kg/*lb*
Legend design for English, French, German, Italian, Spanish	**XBY2U**	0.100/*0.220*

XB6_631_CPODA2016105

ZB6Y7130

Circular legends for Emergency Stop mushroom head pushbuttons (yellow)

Diameter mm	Marking on yellow background	Reference	Weight kg/*lb*
45	Without *(1)*	**ZB6Y7001**	0.001/*0.002*
	ARRET D'URGENCE *(1)*	**ZB6Y7130**	0.001/*0.002*
	EMERGENCY STOP *(1)*	**ZB6Y7330**	0.001/*0.002*
	PARADA EMERGENCIA *(1)*	**ZB6Y7430**	0.001/*0.002*
	ARRESTO EMERGENZA *(1)*	**ZB6Y7630**	0.001/*0.002*
	NOT-HALT *(1)*	**ZB6Y7230**	0.001/*0.002*

(1) For complying with EN/ISO 13850 standard, paragraph 4.4.6., Emergency Stop function logo has been added.

General:
page 3/2

Control and signaling units Ø 16 plastic

Harmony XB6 modular

Accessories for pushbuttons and pilot lights

To combine with heads: see page 3/8

DG112120

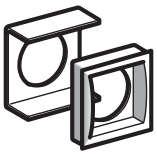

ZB6YC002

PF122727

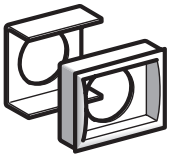

ZB6YD002

XB6_631_CPODA2016080

ZB6Y010

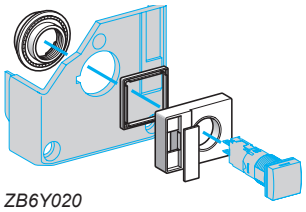

ZB6Y020

XB6_631_CPODA2016013

ZB6Y007

XB6_631_CPODA2016129

ZB6Y001

PF122726

ZB6YA001

521762

ZB6YD001

107422

ZB6Y003

ZB6Y005

Mounting accessories

Description	Application		Sold in lots of	Unit reference	Weight kg/*lb*
Adapters for flush mounting	For flush mounting a circular pushbutton, switch or pilot light in a Ø 22 mm/*0.866 in.* hole		10	**ZB6YA002**	0.030/*0.066*
	For flush mounting a square pushbutton, switch or pilot light in a Ø 21 x 21 mm/*0.827 x 0.827 in.* square hole		5	**ZB6YC002**	0.032/*0.071*
	For flush mounting a rectangular pushbutton, switch or pilot light in a Ø 21 x 27/*0.827 x 1.063 in.* rectangular hole		5	**ZB6YD002**	0.032/*0.071*
Plug-in socket adapter	Printed circuit board mounting		10	**ZB6Y010**	0.004/*0.009*
Dummy contact block housing (without contacts)	Printed circuit board mounting	Without pins for printed circuit	10	**ZB6Y006**	0.001/*0.002*
		With pins for printed circuit	10	**ZB6Y006A**	0.001/*0.002*
Adapter for XAL control station (Ø 22 mm/*0.866 in.* to Ø 16mm/*0.630 in.* reducer)	Ø 16 circular, square or rectangular units		5	**ZB6Y020**	0.038/*0.084*

Bulbs

Description	Voltage	Sold in lots of	Unit reference	Weight kg/*lb*
Incandescent bulbs 2-pin T1 1/4	6 V	6	**ZB6YA006**	0.002/*0.004*
	12 V	10	**ZB6YJ012**	0.002/*0.004*
	24 V *(1)*	20	**ZB6YB028**	0.002/*0.004*
Neon bulbs	110 / 230 V *(2)*	5	**ZB6YG095**	0.002/*0.004*

Accessories for key switches

Description	Application	Sold in lots of	Unit reference	Weight kg/*lb*
Ronis key no. 200	Key switches	2	**ZB6Y007**	0.006/*0.013*
Ronis key no. 201	Key switches	2	**ZB6Y201**	0.006/*0.013*
Ronis key no. 202	Key switches	2	**ZB6Y202**	0.006/*0.013*
Ronis key no. 203	Key switches	2	**ZB6Y203**	0.006/*0.013*
DOM 311 key	Key switches	2	**ZB6Y008**	0.006/*0.013*

Protection accessories

Description	Application	Sold in lots of	Unit reference	Weight kg/*lb*
Protective cover	Protection of contacts against direct finger contact	10	**ZB6Y001**	0.005/*0.011*
Protective shutters *(3)*	Circular or square pushbuttons and switches	1	**ZB6YA001**	0.003/*0.007*
	Rectangular pushbuttons and switches	1	**ZB6YD001**	0.003/*0.007*

Miscellaneous accessories

Anti-rotation plate	Selector switches, Emergency stop buttons	10	**ZB6Y003**	0.001/*0.002*
Nut	Securing head on support	10	**ZB6Y002**	0.001/*0.002*
Dismantling tool	Removal of contact blocks from body/fixing collar	5	**ZB6Y018**	0.005/*0.011*
Extractor	Removal of pushbutton caps	5	**ZB6Y016**	0.010/*0.022*
Bezel tightening tool + bulb extractor	Tightening and slackening the bezel and changing bulbs	2	**ZB6Y905**	0.006/*0.013*
Metal assembly tool	Tightening of fixing nut	1	**ZB6Y906**	0.022/*0.049*
Dismantling tool kit, comprising 3 tools	Removal of contacts, fixing nuts and pushbutton caps	1	**ZB6Y019**	0.030/*0.066*
Female Faston connector	–	100	**ZB6Y004**	0.002/*0.004*
Blanking plug	–	10	**ZB6Y005**	0.001/*0.002*

(1) 28 V bulb supplied for use on 24 V.
(2) 95 V bulb supplied for use on 110/230 V.
(3) The thickness of the protective shutters must be taken into account when fitting with plug-in socket adapter (ZB6Y010).

4

Contents

Control and signaling units Ø 16 plastic

Product reference index

- **Product reference index** ..... *page 4/2*

4

Product reference index

X	
XB6AA11B	3/12
XB6AA15B	3/12
XB6AA22B	3/12
XB6AA25B	3/12
XB6AA31B	3/12
XB6AA35B	3/12
XB6AA42B	3/12
XB6AA45B	3/12
XB6AD221B	3/15
XB6AD225B	3/15
XB6AD235B	3/15
XB6AE1B5B	3/8
XB6AE3B1B	3/8
XB6AE3B5B	3/8
XB6AE4B2B	3/8
XB6AE4B5B	3/8
XB6AF1B5B	3/10
XB6AF3B1B	3/10
XB6AF3B5B	3/10
XB6AF4B2B	3/10
XB6AF4B5B	3/10
XB6AGC5B	3/19
XB6AGH5B	3/19
XB6AK1B25B	3/19
XB6AK1B35B	3/17
XB6AK1B85B	3/17
XB6AK3B25B	3/17
XB6AK3B35B	3/17
XB6AK3B85B	3/17
XB6AK4B25B	3/17
XB6AK4B35B	3/17
XB6AK4B85B	3/17
XB6AL42B	3/12
XB6AS8349B	3/14
XB6AS9349B	3/14
XB6AV1BB	3/11
XB6AV3BB	3/11
XB6AV4BB	3/11
XB6AV5BB	3/11
XB6AW1B1B	3/8
XB6AW1B5B	3/8
XB6AW3B1B	3/8
XB6AW3B5B	3/8
XB6AW4B2B	3/8
XB6AW4B5B	3/8
XB6CA11B	3/12
XB6CA15B	3/12
XB6CA22B	3/12
XB6CA25B	3/12
XB6CA31B	3/12
XB6CA35B	3/12
XB6CA42B	3/12
XB6CA45B	3/12
XB6CD221B	3/15
XB6CD225B	3/15
XB6CD235B	3/15
XB6CE1B5B	3/8
XB6CE3B1B	3/8
XB6CE3B5B	3/8
XB6CE4B2B	3/8
XB6CE4B5B	3/8
XB6CF1B5B	3/10
XB6CF3B1B	3/10
XB6CF3B5B	3/10
XB6CF4B2B	3/10
XB6CF4B5B	3/10
XB6CGC5B	3/19
XB6CGH5B	3/19
XB6CK1B25B	3/19
XB6CK1B35B	3/17
XB6CK1B85B	3/17
XB6CK3B25B	3/17
XB6CK3B35B	3/17
XB6CK3B85B	3/17
XB6CK4B25B	3/17
XB6CK4B35B	3/17
XB6CK4B85B	3/17
XB6CL42B	3/12
XB6CV1BB	3/11
XB6CV3BB	3/11
XB6CV4BB	3/11
XB6CV5BB	3/11
XB6CW1B1B	3/8
XB6CW1B5B	3/8
XB6CW3B1B	3/8
XB6CW3B5B	3/8
XB6CW4B2B	3/8
XB6CW4B5B	3/8
XB6DA11B	3/12
XB6DA15B	3/12
XB6DA22B	3/12
XB6DA25B	3/12
XB6DA31B	3/12
XB6DA35B	3/12
XB6DA42B	3/12
XB6DA45B	3/12
XB6DD221B	3/15
XB6DD225B	3/15
XB6DD235B	3/15
XB6DE1B5B	3/8
XB6DE3B1B	3/8
XB6DE3B5B	3/8
XB6DE4B2B	3/8
XB6DE4B5B	3/8
XB6DF1B5B	3/10
XB6DF3B1B	3/10
XB6DF3B5B	3/10
XB6DF4B2B	3/10
XB6DF4B5B	3/10
XB6DGC5B	3/19
XB6DGH5B	3/19
XB6DK1B25B	3/19
XB6DK1B35B	3/17
XB6DK1B85B	3/17
XB6DK3B25B	3/17
XB6DK3B35B	3/17
XB6DK3B85B	3/17
XB6DK4B25B	3/17
XB6DK4B35B	3/17
XB6DK4B85B	3/17
XB6DL42B	3/12
XB6DV1BB	3/11
XB6DV3BB	3/11
XB6DV4BB	3/11
XB6DV5BB	3/11
XB6DW1B1B	3/8
XB6DW1B5B	3/8
XB6DW3B1B	3/8
XB6DW3B5B	3/8
XB6DW4B2B	3/8
XB6DW4B5B	3/8
XB6EAA11P	2/6
XB6EAA12P	2/6
XB6EAA21P	2/6
XB6EAA22P	2/6
XB6EAA31P	2/6
XB6EAA32P	2/6
XB6EAA41P	2/6
XB6EAA42P	2/6
XB6EAA51P	2/6
XB6EAA52P	2/6
XB6EAA61P	2/6
XB6EAA62P	2/6
XB6EAD221P	2/10
XB6EAD222P	2/10
XB6EAD232P	2/10
XB6EAF1B1P	2/9
XB6EAF1B2P	2/9
XB6EAF1J1P	2/9
XB6EAF1J2P	2/9
XB6EAF3B1P	2/9
XB6EAF3B2P	2/9
XB6EAF3J1P	2/9
XB6EAF3J2P	2/9
XB6EAF4B1P	2/9
XB6EAF4B2P	2/9
XB6EAF4J1P	2/9
XB6EAF4J2P	2/9
XB6EAF5B1P	2/9
XB6EAF5B2P	2/9
XB6EAF5J1P	2/9
XB6EAF5J2P	2/9
XB6EAF6B1P	2/9
XB6EAF6B2P	2/9
XB6EAF6J1P	2/9
XB6EAF6J2P	2/9
XB6EAF8B1P	2/9
XB6EAF8B2P	2/9
XB6EAF8J1P	2/9
XB6EAF8J2P	2/9
XB6EAG221P	2/10
XB6EAG222P	2/10
XB6EAG232P	2/10
XB6EAV1BP	2/7
XB6EAV1JP	2/7
XB6EAV3BP	2/7
XB6EAV3JP	2/7
XB6EAV4BP	2/7
XB6EAV4JP	2/7
XB6EAV5BP	2/7
XB6EAV5JP	2/7
XB6EAV6BP	2/7
XB6EAV6JP	2/7
XB6EAV8BP	2/7
XB6EAV8JP	2/7
XB6EAW1B1P	2/8
XB6EAW1B2P	2/8
XB6EAW1J1P	2/8
XB6EAW1J2P	2/8
XB6EAW3B1P	2/8
XB6EAW3B2P	2/8
XB6EAW3J1P	2/8
XB6EAW3J2P	2/8
XB6EAW4B1P	2/8
XB6EAW4B2P	2/8
XB6EAW4J1P	2/8
XB6EAW4J2P	2/8
XB6EAW5B1P	2/8
XB6EAW5B2P	2/8
XB6EAW5J1P	2/8
XB6EAW5J2P	2/8
XB6EAW6B1P	2/8
XB6EAW6B2P	2/8
XB6EAW6J1P	2/8
XB6EAW6J2P	2/8
XB6EAW8B1P	2/8
XB6EAW8B2P	2/8
XB6EAW8J1P	2/8
XB6EAW8J2P	2/8
XB6ECA11P	2/6
XB6ECA12P	2/6
XB6ECA21P	2/6
XB6ECA22P	2/6
XB6ECA31P	2/6
XB6ECA32P	2/6
XB6ECA41P	2/6
XB6ECA42P	2/6
XB6ECA51P	2/6
XB6ECA52P	2/6
XB6ECA61P	2/6
XB6ECA62P	2/6
XB6ECD221P	2/10
XB6ECD222P	2/10
XB6ECD232P	2/10
XB6ECF1B1P	2/9
XB6ECF1B2P	2/9
XB6ECF1J1P	2/9
XB6ECF1J2P	2/9
XB6ECF3B1P	2/9
XB6ECF3B2P	2/9
XB6ECF3J1P	2/9
XB6ECF3J2P	2/9
XB6ECF4B1P	2/9
XB6ECF4B2P	2/9
XB6ECF4J1P	2/9
XB6ECF4J2P	2/9
XB6ECF5B1P	2/9
XB6ECF5B2P	2/9
XB6ECF5J1P	2/9
XB6ECF5J2P	2/9
XB6ECF6B1P	2/9
XB6ECF6B2P	2/9
XB6ECF6J1P	2/9
XB6ECF6J2P	2/9
XB6ECF8B1P	2/9
XB6ECF8B2P	2/9
XB6ECF8J1P	2/9
XB6ECF8J2P	2/9
XB6ECG221P	2/10
XB6ECG222P	2/10
XB6ECG232P	2/10
XB6ECV1BP	2/7
XB6ECV1JP	2/7
XB6ECV3BP	2/7
XB6ECV3JP	2/7
XB6ECV4BP	2/7
XB6ECV4JP	2/7
XB6ECV5BP	2/7
XB6ECV5JP	2/7

Product reference index

XB6ECV6BP 2/7
XB6ECV6JP 2/7
XB6ECV8BP 2/7
XB6ECV8JP 2/7
XB6ECW1B1P 2/8
XB6ECW1B2P 2/8
XB6ECW1J1P 2/8
XB6ECW1J2P 2/8
XB6ECW3B1P 2/8
XB6ECW3B2P 2/8
XB6ECW3J1P 2/8
XB6ECW3J2P 2/8
XB6ECW4B1P 2/8
XB6ECW4B2P 2/8
XB6ECW4J1P 2/8
XB6ECW4J2P 2/8
XB6ECW5B1P 2/8
XB6ECW5B2P 2/8
XB6ECW5J1P 2/8
XB6ECW5J2P 2/8
XB6ECW6B1P 2/8
XB6ECW6B2P 2/8
XB6ECW6J1P 2/8
XB6ECW6J2P 2/8
XB6ECW8B1P 2/8
XB6ECW8B2P 2/8
XB6ECW8J1P 2/8
XB6ECW8J2P 2/8
XB6EDA11P 2/6
XB6EDA12P 2/6
XB6EDA21P 2/6
XB6EDA22P 2/6
XB6EDA31P 2/6
XB6EDA32P 2/6
XB6EDA41P 2/6
XB6EDA42P 2/6
XB6EDA51P 2/6
XB6EDA52P 2/6
XB6EDA61P 2/6
XB6EDA62P 2/6
XB6EDD221P 2/10
XB6EDD222P 2/10
XB6EDD232P 2/10
XB6EDF1B1P 2/9
XB6EDF1B2P 2/9
XB6EDF1J1P 2/9
XB6EDF1J2P 2/9
XB6EDF3B1P 2/9
XB6EDF3B2P 2/9
XB6EDF3J1P 2/9
XB6EDF3J2P 2/9
XB6EDF4B1P 2/9
XB6EDF4B2P 2/9
XB6EDF4J1P 2/9
XB6EDF4J2P 2/9
XB6EDF5B1P 2/9
XB6EDF5B2P 2/9
XB6EDF5J1P 2/9
XB6EDF5J2P 2/9
XB6EDF6B1P 2/9
XB6EDF6B2P 2/9
XB6EDF6J1P 2/9
XB6EDF6J2P 2/9
XB6EDF8B1P 2/9
XB6EDF8B2P 2/9
XB6EDF8J1P 2/9
XB6EDF8J2P 2/9
XB6EDG221P 2/10
XB6EDG222P 2/10
XB6EDG232P 2/10
XB6EDV1BP 2/7
XB6EDV1JP 2/7
XB6EDV3BP 2/7
XB6EDV3JP 2/7
XB6EDV4BP 2/7
XB6EDV4JP 2/7
XB6EDV5BP 2/7
XB6EDV5JP 2/7
XB6EDV6BP 2/7
XB6EDV6JP 2/7
XB6EDV8BP 2/7
XB6EDV8JP 2/7
XB6EDW1B1P 2/8
XB6EDW1B2P 2/8
XB6EDW1J1P 2/8
XB6EDW1J2P 2/8
XB6EDW3B1P 2/8
XB6EDW3B2P 2/8
XB6EDW3J1P 2/8
XB6EDW3J2P 2/8
XB6EDW4B1P 2/8
XB6EDW4B2P 2/8
XB6EDW4J1P 2/8
XB6EDW4J2P 2/8
XB6EDW5B1P 2/8
XB6EDW5B2P 2/8
XB6EDW5J1P 2/8
XB6EDW5J2P 2/8
XB6EDW6B1P 2/8
XB6EDW6B2P 2/8
XB6EDW6J1P 2/8
XB6EDW6J2P 2/8
XB6EDW8B1P 2/8
XB6EDW8B2P 2/8
XB6EDW8J1P 2/8
XB6EDW8J2P 2/8
XB6ETI522P 2/9
XB6ETI523P 2/9
XB6ETN521P 2/9
XBY2U 3/30

Z

ZB6 YA106 3/25
ZB6AA0 3/13
ZB6AA1 3/12 3/13
ZB6AA2 3/12 3/13
ZB6AA3 3/12 3/13
ZB6AA4 3/12 3/13
ZB6AA5 3/13
ZB6AA6 3/13
ZB6AA9 3/13
ZB6AC1 3/13
ZB6AC2 3/13
ZB6AC3 3/13
ZB6AC5 3/13
ZB6AC6 3/13
ZB6AD02 3/17 3/18
ZB6AD03 3/17 3/18
ZB6AD04 3/18
ZB6AD05 3/18
ZB6AD06 3/18
ZB6AD07 3/18
ZB6AD08 3/17 3/18
ZB6AD22 3/15 3/16
ZB6AD23 3/15 3/16
ZB6AD24 3/16
ZB6AD25 3/16
ZB6AD26 3/16
ZB6AD27 3/16
ZB6AD28 3/16
ZB6AD42 3/16
ZB6AD43 3/16
ZB6AD44 3/16
ZB6AD45 3/16
ZB6AD46 3/16
ZB6AD47 3/16
ZB6AD48 3/16
ZB6AE1 3/8 3/9
ZB6AE3 3/8 3/9
ZB6AE4 3/8 3/9
ZB6AE5 3/9
ZB6AE6 3/9
ZB6AE8 3/9
ZB6AE9 3/9
ZB6AF0 3/10
ZB6AF1 3/10
ZB6AF3 3/10
ZB6AF4 3/10
ZB6AF5 3/10
ZB6AF6 3/10
ZB6AF8 3/10
ZB6AF9 3/10
ZB6AGA 3/21
ZB6AGB 3/21
ZB6AGC 3/19 3/21
ZB6AGD 3/21
ZB6AGE 3/21
ZB6AGF 3/21
ZB6AGG 3/21
ZB6AGH 3/19 3/21
ZB6AGJ 3/21
ZB6AGK 3/21
ZB6AGL 3/21
ZB6AGM 3/21
ZB6AGN 3/21
ZB6AGP 3/21
ZB6AGQ 3/21
ZB6AGR 3/21
ZB6AGS 3/21
ZB6AGT 3/21
ZB6AS834 3/14
ZB6AS934 3/14
ZB6AV0 3/11
ZB6AV1 3/11
ZB6AV3 3/11
ZB6AV4 3/11
ZB6AV5 3/11
ZB6AV6 3/11
ZB6AV8 3/11
ZB6AV9 3/11
ZB6AW0 3/9
ZB6AW1 3/8 3/9
ZB6AW3 3/8 3/9
ZB6AW4 3/8 3/9
ZB6AW5 3/9
ZB6AW6 3/9
ZB6AW8 3/9
ZB6AW9 3/9
ZB6CA0 3/13
ZB6CA1 3/12 3/13
ZB6CA2 3/12 3/13
ZB6CA3 3/12 3/13
ZB6CA4 3/12 3/13
ZB6CA5 3/13
ZB6CA6 3/13
ZB6CA9 3/13
ZB6CD02 3/17 3/18
ZB6CD03 3/17 3/18
ZB6CD04 3/18
ZB6CD05 3/18
ZB6CD06 3/18
ZB6CD07 3/18
ZB6CD08 3/17 3/18
ZB6CD22 3/15 3/16
ZB6CD23 3/15 3/16
ZB6CD24 3/16
ZB6CD25 3/16
ZB6CD26 3/16
ZB6CD27 3/16
ZB6CD28 3/16
ZB6CD42 3/16
ZB6CD43 3/16
ZB6CD44 3/16
ZB6CD45 3/16
ZB6CD46 3/16
ZB6CD47 3/16
ZB6CD48 3/16
ZB6CE1 3/8 3/9
ZB6CE3 3/8 3/9
ZB6CE4 3/8 3/9
ZB6CE5 3/9
ZB6CE6 3/9
ZB6CE8 3/9
ZB6CE9 3/9
ZB6CF0 3/10
ZB6CF1 3/10
ZB6CF3 3/10
ZB6CF4 3/10
ZB6CF5 3/10
ZB6CF6 3/10
ZB6CF8 3/10
ZB6CF9 3/10
ZB6CGA 3/20
ZB6CGB 3/20
ZB6CGC 3/19 3/20
ZB6CGD 3/20
ZB6CGE 3/20

Product reference index

ZB6CGF	3/20
ZB6CGG	3/20
ZB6CGH	3/19 3/20
ZB6CGJ	3/20
ZB6CGK	3/20
ZB6CGL	3/20
ZB6CGM	3/20
ZB6CGN	3/20
ZB6CGP	3/20
ZB6CGQ	3/20
ZB6CGR	3/20
ZB6CGS	3/20
ZB6CGT	3/20
ZB6CV0	3/11
ZB6CV1	3/11
ZB6CV3	3/11
ZB6CV4	3/11
ZB6CV5	3/11
ZB6CV6	3/11
ZB6CV8	3/11
ZB6CV9	3/11
ZB6CW0	3/9
ZB6CW1	3/8 3/9
ZB6CW3	3/8 3/9
ZB6CW4	3/8 3/9
ZB6CW5	3/9
ZB6CW6	3/9
ZB6CW8	3/9
ZB6CW9	3/9
ZB6DA0	3/13
ZB6DA1	3/12 3/13
ZB6DA2	3/12 3/13
ZB6DA3	3/12 3/13
ZB6DA4	3/12 3/13
ZB6DA5	3/13
ZB6DA6	3/13
ZB6DA9	3/13
ZB6DD02	3/17 3/18
ZB6DD03	3/17 3/18
ZB6DD04	3/18
ZB6DD05	3/18
ZB6DD06	3/18
ZB6DD07	3/18
ZB6DD08	3/17 3/18
ZB6DD22	3/15 3/16
ZB6DD23	3/15 3/16
ZB6DD24	3/16
ZB6DD25	3/16
ZB6DD26	3/16
ZB6DD27	3/16
ZB6DD28	3/16
ZB6DD42	3/16
ZB6DD43	3/16
ZB6DD44	3/16
ZB6DD45	3/16
ZB6DD46	3/16
ZB6DD47	3/16
ZB6DD48	3/16
ZB6DE1	3/8 3/9
ZB6DE3	3/8 3/9
ZB6DE4	3/8 3/9
ZB6DE5	3/9
ZB6DE6	3/9
ZB6DE8	3/9
ZB6DE9	3/9
ZB6DF0	3/10
ZB6DF1	3/10
ZB6DF3	3/10
ZB6DF4	3/10
ZB6DF5	3/10
ZB6DF6	3/10
ZB6DF8	3/10
ZB6DF9	3/10
ZB6DGA	3/19
ZB6DGB	3/19
ZB6DGC	3/19
ZB6DGD	3/19
ZB6DGE	3/19
ZB6DGF	3/19
ZB6DGG	3/19
ZB6DGH	3/19
ZB6DGJ	3/19
ZB6DGK	3/19
ZB6DGL	3/19
ZB6DGM	3/19
ZB6DGN	3/19
ZB6DGP	3/19
ZB6DGQ	3/19
ZB6DGR	3/19
ZB6DGS	3/19
ZB6DGT	3/19
ZB6DP2	3/16
ZB6DV0	3/11
ZB6DV1	3/11
ZB6DV3	3/11
ZB6DV4	3/11
ZB6DV5	3/11
ZB6DV6	3/11
ZB6DV8	3/11
ZB6DV9	3/11
ZB6DW0	3/8 3/9
ZB6DW1	3/8 3/9
ZB6DW3	3/8 3/9
ZB6DW4	3/8 3/9
ZB6DW5	3/9
ZB6DW6	3/9
ZB6DW8	3/9
ZB6DW9	3/9
ZB6E1A	3/23
ZB6E1B	3/23
ZB6E1D	3/23
ZB6E1E	3/23
ZB6E2A	3/23
ZB6E2B	3/23
ZB6E2D	3/23
ZB6E2E	3/23
ZB6EB1A	3/23
ZB6EB1B	3/11 3/23
ZB6EB3A	3/23
ZB6EB3B	3/11 3/23
ZB6EB4A	3/23
ZB6EB4B	3/11 3/23
ZB6EB5A	3/23
ZB6EB5B	3/11 3/23
ZB6EB6A	3/23
ZB6EB6B	3/23
ZB6EB8A	3/23
ZB6EB8B	3/23
ZB6EG0B	3/23
ZB6EG1B	3/23
ZB6EG3B	3/23
ZB6EG4B	3/23
ZB6EG5B	3/23
ZB6EG6B	3/23
ZB6EG8B	3/23
ZB6EH0A	3/23
ZB6EH0B	3/23
ZB6EM0B	3/23
ZB6EM1B	3/23
ZB6EM3B	3/23
ZB6EM4B	3/23
ZB6EM5B	3/23
ZB6EM6B	3/23
ZB6EM8B	3/23
ZB6Y001	3/31
ZB6Y002	3/31
ZB6Y003	3/31
ZB6Y004	3/31
ZB6Y005	2/11 3/31
ZB6Y006	3/31
ZB6Y006A	3/31
ZB6Y007	3/31
ZB6Y008	3/31
ZB6Y009	3/22
ZB6Y010	3/31
ZB6Y011	3/22
ZB6Y016	3/31
ZB6Y018	3/31
ZB6Y019	3/31
ZB6Y020	3/31
ZB6Y1001	3/28
ZB6Y1900	3/28
ZB6Y2001	3/28
ZB6Y201	3/31
ZB6Y202	3/31
ZB6Y203	3/31
ZB6Y2103	3/29
ZB6Y2104	3/29
ZB6Y2105	3/29
ZB6Y2106	3/29
ZB6Y2107	3/29
ZB6Y2108	3/29
ZB6Y2109	3/29
ZB6Y2110	3/29
ZB6Y2111	3/29
ZB6Y2112	3/29
ZB6Y2113	3/29
ZB6Y2114	3/29
ZB6Y2123	3/29
ZB6Y2134	3/29
ZB6Y2178	3/28
ZB6Y2179	3/28
ZB6Y2186	3/28
ZB6Y2187	3/29
ZB6Y2190	3/28
ZB6Y2203	3/29
ZB6Y2204	3/29
ZB6Y2205	3/29
ZB6Y2206	3/29
ZB6Y2207	3/29
ZB6Y2208	3/29
ZB6Y2209	3/29
ZB6Y2210	3/29
ZB6Y2211	3/29
ZB6Y2212	3/29
ZB6Y2213	3/29
ZB6Y2214	3/29
ZB6Y2223	3/29
ZB6Y2234	3/29
ZB6Y2287	3/29
ZB6Y2303	3/29
ZB6Y2304	3/29
ZB6Y2305	3/29
ZB6Y2306	3/29
ZB6Y2307	3/29
ZB6Y2308	3/29
ZB6Y2309	3/29
ZB6Y2310	3/29
ZB6Y2311	3/29
ZB6Y2312	3/29
ZB6Y2313	3/29
ZB6Y2314	3/29
ZB6Y2323	3/29
ZB6Y2334	3/29
ZB6Y2387	3/29
ZB6Y2403	3/29
ZB6Y2404	3/29
ZB6Y2405	3/29
ZB6Y2406	3/29
ZB6Y2408	3/29
ZB6Y2409	3/29
ZB6Y2410	3/29
ZB6Y2411	3/29
ZB6Y2412	3/29
ZB6Y2413	3/29
ZB6Y2414	3/29
ZB6Y2423	3/29
ZB6Y2434	3/29
ZB6Y2900	3/28
ZB6Y3001	3/28
ZB6Y3900	3/28
ZB6Y4001	3/28
ZB6Y4900	3/28
ZB6Y56	2/11
ZB6Y7001	3/30
ZB6Y7130	3/30
ZB6Y7230	3/30
ZB6Y7330	3/30
ZB6Y7430	3/30
ZB6Y7630	3/30
ZB6Y905	2/11 3/31
ZB6Y906	3/31
ZB6YA001	2/11 3/31
ZB6YA002	3/31
ZB6YA003	3/30
ZB6YA006	3/31
ZB6YA013	3/30
ZB6YA100	3/25
ZB6YA101	3/25
ZB6YA102	3/25
ZB6YA103	3/25

Product reference index

ZB6YA104	3/25
ZB6YA105	3/25
ZB6YA107	3/25
ZB6YA108	3/25
ZB6YA109	3/25
ZB6YA111	3/25
ZB6YA112	3/26
ZB6YA113	3/26
ZB6YA114	3/26
ZB6YA115	3/26
ZB6YA116	3/26
ZB6YA117	3/26
ZB6YA118	3/26
ZB6YA119	3/27
ZB6YA120	3/27
ZB6YA121	3/27
ZB6YA122	3/27
ZB6YA127	3/27
ZB6YA128	3/27
ZB6YA129	3/26
ZB6YA130	3/27
ZB6YA131	3/27
ZB6YA132	3/27
ZB6YA133	3/27
ZB6YA134	3/27
ZB6YA200	3/25
ZB6YA201	3/25
ZB6YA202	3/25
ZB6YA203	3/25
ZB6YA204	3/25
ZB6YA205	3/25
ZB6YA206	3/25
ZB6YA207	3/25
ZB6YA208	3/25
ZB6YA209	3/25
ZB6YA210	3/25
ZB6YA212	3/26
ZB6YA213	3/26
ZB6YA214	3/26
ZB6YA215	3/26
ZB6YA219	3/27
ZB6YA220	3/27
ZB6YA221	3/27
ZB6YA222	3/27
ZB6YA223	3/26
ZB6YA224	3/26
ZB6YA225	3/26
ZB6YA227	3/27
ZB6YA228	3/27
ZB6YA229	3/26
ZB6YA230	3/27
ZB6YA231	3/27
ZB6YA232	3/27
ZB6YA233	3/27
ZB6YA234	3/27
ZB6YA311	3/25
ZB6YA316	3/26
ZB6YA317	3/26
ZB6YA318	3/26
ZB6YA340	3/26
ZB6YA410	3/25
ZB6YA423	3/26
ZB6YA424	3/26
ZB6YA425	3/26
ZB6YA441	3/26
ZB6YA626	3/26
ZB6YAA1	3/24
ZB6YAA2	3/24
ZB6YAA3	3/24
ZB6YAA4	3/24
ZB6YAA5	3/24
ZB6YAA6	3/24
ZB6YAE1	3/24
ZB6YAE3	3/24
ZB6YAE4	3/24
ZB6YAE5	3/24
ZB6YAE6	3/24
ZB6YAE8	3/24
ZB6YAV1	3/24
ZB6YAV3	3/24
ZB6YAV4	3/24
ZB6YAV5	3/24
ZB6YAV6	3/24
ZB6YAV8	3/24
ZB6YAW1	3/24
ZB6YAW3	3/24
ZB6YAW4	3/24
ZB6YAW5	3/24
ZB6YAW6	3/24
ZB6YAW8	3/24
ZB6YB028	3/31
ZB6YC002	3/31
ZB6YC003	3/30
ZB6YC013	3/30
ZB6YC100	3/25
ZB6YC101	3/25
ZB6YC102	3/25
ZB6YC103	3/25
ZB6YC104	3/25
ZB6YC105	3/25
ZB6YC106	3/25
ZB6YC107	3/25
ZB6YC108	3/25
ZB6YC109	3/25
ZB6YC111	3/25
ZB6YC112	3/26
ZB6YC113	3/26
ZB6YC114	3/26
ZB6YC115	3/26
ZB6YC116	3/26
ZB6YC117	3/26
ZB6YC118	3/26
ZB6YC119	3/27
ZB6YC120	3/27
ZB6YC121	3/27
ZB6YC122	3/27
ZB6YC127	3/27
ZB6YC128	3/27
ZB6YC129	3/26
ZB6YC130	3/27
ZB6YC131	3/27
ZB6YC132	3/27
ZB6YC133	3/27
ZB6YC134	3/27
ZB6YC200	3/25
ZB6YC201	3/25
ZB6YC202	3/25
ZB6YC203	3/25
ZB6YC204	3/25
ZB6YC205	3/25
ZB6YC206	3/25
ZB6YC207	3/25
ZB6YC208	3/25
ZB6YC209	3/25
ZB6YC210	3/25
ZB6YC212	3/26
ZB6YC213	3/26
ZB6YC214	3/26
ZB6YC215	3/26
ZB6YC219	3/27
ZB6YC220	3/27
ZB6YC221	3/27
ZB6YC222	3/27
ZB6YC223	3/26
ZB6YC224	3/26
ZB6YC225	3/26
ZB6YC227	3/27
ZB6YC228	3/27
ZB6YC229	3/26
ZB6YC230	3/27
ZB6YC231	3/27
ZB6YC232	3/27
ZB6YC233	3/27
ZB6YC234	3/27
ZB6YC311	3/25
ZB6YC316	3/26
ZB6YC317	3/26
ZB6YC318	3/26
ZB6YC340	3/26
ZB6YC410	3/25
ZB6YC423	3/26
ZB6YC424	3/26
ZB6YC425	3/26
ZB6YC441	3/26
ZB6YC626	3/26
ZB6YCA1	3/24
ZB6YCA2	3/24
ZB6YCA3	3/24
ZB6YCA4	3/24
ZB6YCA5	3/24
ZB6YCA6	3/24
ZB6YCE1	3/24
ZB6YCE3	3/24
ZB6YCE4	3/24
ZB6YCE5	3/24
ZB6YCE6	3/24
ZB6YCE8	3/24
ZB6YCV1	3/24
ZB6YCV3	3/24
ZB6YCV4	3/24
ZB6YCV5	3/24
ZB6YCV6	3/24
ZB6YCV8	3/24
ZB6YCW1	3/24
ZB6YCW3	3/24
ZB6YCW4	3/24
ZB6YCW5	3/24
ZB6YCW6	3/24
ZB6YCW8	3/24
ZB6YD001	2/11 3/31
ZB6YD002	3/31
ZB6YD003	3/30
ZB6YD013	3/30
ZB6YD100	3/25
ZB6YD101	3/25
ZB6YD102	3/25
ZB6YD103	3/25
ZB6YD104	3/25
ZB6YD105	3/25
ZB6YD106	3/25
ZB6YD107	3/25
ZB6YD108	3/25
ZB6YD109	3/25
ZB6YD111	3/25
ZB6YD112	3/26
ZB6YD113	3/26
ZB6YD114	3/26
ZB6YD115	3/26
ZB6YD116	3/26
ZB6YD117	3/26
ZB6YD118	3/26
ZB6YD119	3/27
ZB6YD120	3/27
ZB6YD121	3/27
ZB6YD122	3/27
ZB6YD127	3/27
ZB6YD128	3/27
ZB6YD129	3/26
ZB6YD130	3/27
ZB6YD131	3/27
ZB6YD132	3/27
ZB6YD133	3/27
ZB6YD134	3/27
ZB6YD2	3/18
ZB6YD20	3/28
ZB6YD200	3/25
ZB6YD201	3/25
ZB6YD202	3/25
ZB6YD203	3/25
ZB6YD204	3/25
ZB6YD205	3/25
ZB6YD206	3/25
ZB6YD207	3/25
ZB6YD208	3/25
ZB6YD209	3/25
ZB6YD21	3/28
ZB6YD210	3/25
ZB6YD212	3/26
ZB6YD213	3/26
ZB6YD214	3/26
ZB6YD215	3/26
ZB6YD219	3/27
ZB6YD22	3/28
ZB6YD220	3/27
ZB6YD221	3/27
ZB6YD222	3/27
ZB6YD223	3/26
ZB6YD224	3/26
ZB6YD225	3/26
ZB6YD227	3/27
ZB6YD228	3/27
ZB6YD229	3/26
ZB6YD230	3/27
ZB6YD231	3/27
ZB6YD232	3/27
ZB6YD233	3/27
ZB6YD234	3/27
ZB6YD30	3/28
ZB6YD31	3/28
ZB6YD311	3/25

Product reference index

ZB6YD316	3/26
ZB6YD317	3/26
ZB6YD318	3/26
ZB6YD32	3/28
ZB6YD340	3/26
ZB6YD4	3/18
ZB6YD410	3/25
ZB6YD423	3/26
ZB6YD424	3/26
ZB6YD425	3/26
ZB6YD441	3/26
ZB6YD626	3/26
ZB6YDA1	3/24
ZB6YDA2	3/24
ZB6YDA3	3/24
ZB6YDA4	3/24
ZB6YDA5	3/24
ZB6YDA6	3/24
ZB6YDE1	3/24
ZB6YDE3	3/24
ZB6YDE4	3/24
ZB6YDE5	3/24
ZB6YDE6	3/24
ZB6YDE8	3/24
ZB6YDV1	3/24
ZB6YDV3	3/24
ZB6YDV4	3/24
ZB6YDV5	3/24
ZB6YDV6	3/24
ZB6YDV8	3/24
ZB6YDW1	3/24
ZB6YDW3	3/24
ZB6YDW4	3/24
ZB6YDW5	3/24
ZB6YDW6	3/24
ZB6YDW8	3/24
ZB6YF01	2/11
ZB6YF02	2/11
ZB6YF03	2/11
ZB6YF04	2/11
ZB6YF05	2/11
ZB6YG095	3/31
ZB6YJ012	3/31
ZB6YK1	3/17 3/18
ZB6YK3	3/17 3/18
ZB6YK4	3/17 3/18
ZB6YK5	3/18
ZB6YK6	3/18
ZB6YK8	3/18
ZB6Z1B	3/12 3/15 3/22
ZB6Z2B	3/12 3/22
ZB6Z3B	3/22
ZB6Z4B	3/14 3/22
ZB6Z5B	3/12 3/15 3/19 3/22
ZB6ZB11B	3/8 3/22
ZB6ZB15B	3/8 3/10 3/17 3/22
ZB6ZB31B	3/8 3/10 3/22
ZB6ZB35B	3/8 3/10 3/17 3/22
ZB6ZB42B	3/8 3/10 3/22
ZB6ZB45B	3/8 3/10 3/17 3/22
ZB6ZB51B	3/22
ZB6ZB52B	3/22
ZB6ZB55B	3/22
ZB6ZB65B	3/22
ZB6ZH01B	3/22
ZB6ZH02B	3/22
ZB6ZH05B	3/22

www.schneider-electric.com/control

Schneider Electric Industries SAS

Head Office
35, rue Joseph Monier
F-92500 Rueil-Malmaison
France

The information provided in this documentation contains general descriptions and/or technical characteristics of the performance of the products contained herein. This documentation is not intended as a substitute for and is not to be used for determining suitability or reliability of these products for specific user applications. It is the duty of any such user or integrator to perform the appropriate and complete risk analysis, evaluation and testing of the products with respect to the relevant specific application or use thereof. Neither Schneider Electric nor any of its affiliates or subsidiaries shall be responsible or liable for misuse of the information contained herein.

Design: Schneider Electric
Photos: Schneider Electric

February 2018 - V2.1

DIA5ED2130406EN