CLIPSAL®
every room, every home

STANDARD SERIES

No other range is up to Standard.

technical **data**

clipsal.com

STANDARD SERIES

page

CONTENTS

2	**STANDARD SERIES INTRODUCTION**
4	**HOW TO ORDER SECTION**
12	**STANDARD SERIES COLOURS**
	SWITCHES
13	Standard Size Flush Switches
14	Architrave & Miniature Architrave Size Flush Switches
15	Intermediate & Large Format Size Flush Switches
16	Flush Plates
19	Dimmers & Fan Controllers
21	Timer Controls
23	Sunset Switches
23	Switch Multipliers & Booster Element Relay
24	Under Voltage Relays
24	Key Tag & Key Operated Switches
26	Ceiling & Foot Operated Switches
29	Circuit Identification Products & Mounting Accessories
30	Cable Connection Accessories
31	Protected Switches - Moulded and Zinc Diecast
	SOCKETS
32 - 38	Various Socket Outlets
39	Wilco & Clock Connection Accessories
40	Switched Socket Outlets
46	Safety, Cooker Socket & Plug and Universal Shaver Outlets
47	TV Equipment
50	Chemical Resistant Standard Industrial Range
54	Protected Switched Socket Outlets - Zinc Diecast
55	**30 SERIES SWITCH MECHANISMS**
61	**SCHEMATIC WIRING DIAGRAMS**
68	**MOUNTING TEMPLATES**
69	**STANDARD RANGE QUICK REFERENCE GUIDE**
81	**FOLD OUT MOUNTING ACCESSORIES CROSS REFERENCE CHART**

SETTING THE STANDARD

STANDARD SERIES

The Clipsal Standard Range of Flush Switches, Socket Outlets and Accessories has been a firm favourite for many years, and with good reason.

With pure, uncluttered styling and timeless lines, Clipsal's Standard Range has stood the test of time.

These accessories make it easy to update or replace switches in the thousands of Australian homes built in the 1970s and 80s that already feature Standard Range products.

Today's Standard Range however, features a greater choice of economical flush switches, sockets and accessories than have ever been available before.

Switches in all sizes from mini architrave to large format can be purchased either assembled or as plates only, along with printed mechanisms for specific functions.

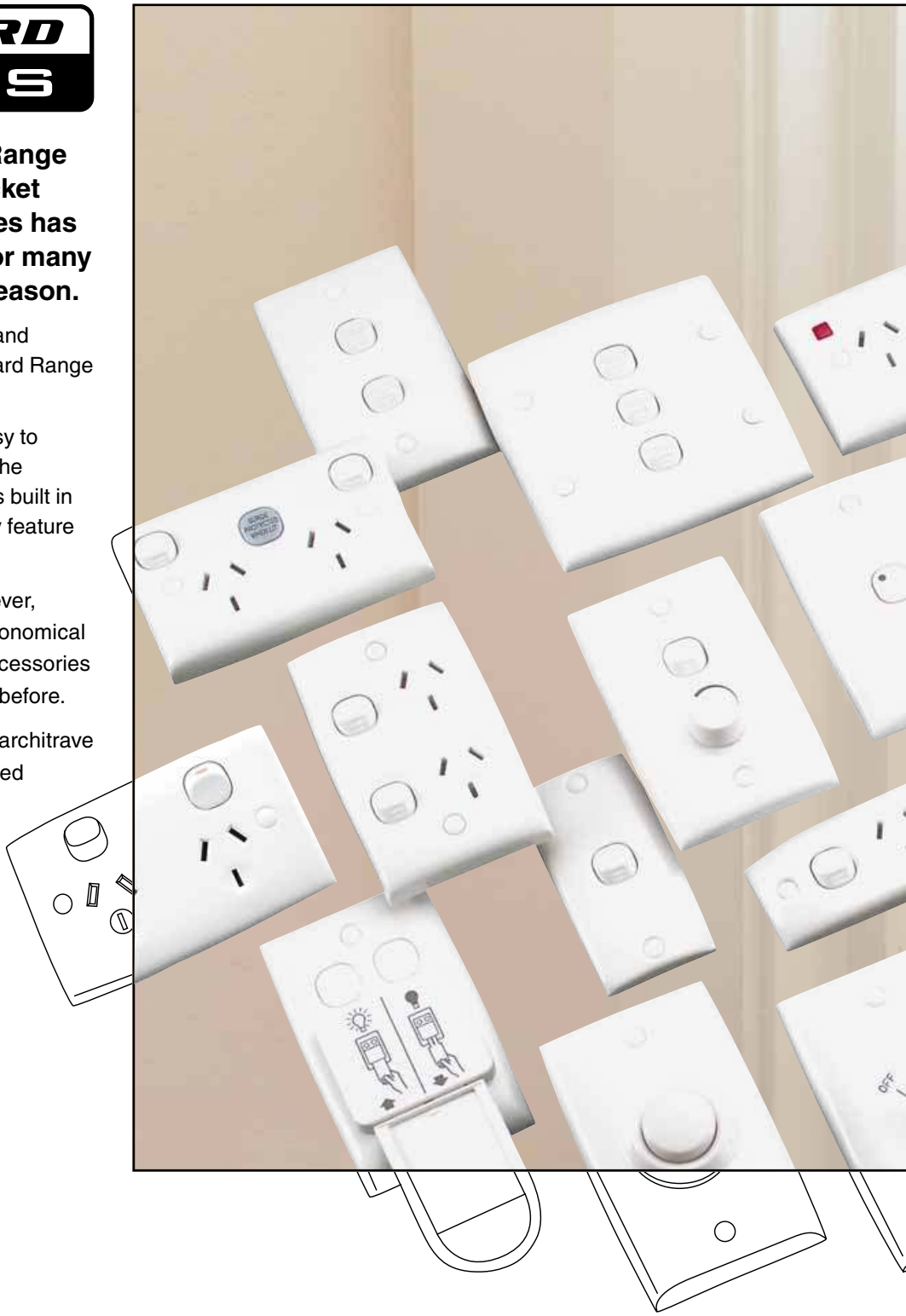

FOR OVER 30 YEARS

Dimmers, fan controllers, time delays, surface, ceiling and other special purpose switches are all available in the Standard Range format.

Socket outlets with features such as Surge Protection, RCD Protection, Timers and Dual Voltage also add to this range to provide for today's requirements.

Approvals and Certification

Where required, all Clipsal Standard Range products have been approved by The Department Of Energy, South Australia, and carry the **Approval Mark S/1.**

HOW TO ORDER SWITCHES

Single/Multi Switch Mechanisms

Clipsal Standard Range products use the 30 Series Switch Mechanism, which is a Trademark of Clipsal Australia Pty. Ltd. Standard Range switches are supplied in **one, two, three, four, five and six-gang formats**, meaning that the gridplate remains the same size, however, a varying number of switch mechanisms may be used.

Standard size switch dimensions are 115mm (length) x 73mm (width) x 11mm (depth).

Each range of switches and socket outlets have different prefixes at the beginning of the Catalogue Number.

For Standard Range switches that prefix is **'3'**. For example, a vertically mounted single gang switch in Standard Range is **31**VA.

Note: Depth refers to the dimensions that switchplate protrudes off the wall surface. It does not include the amount the mechanism recesses into the wall.

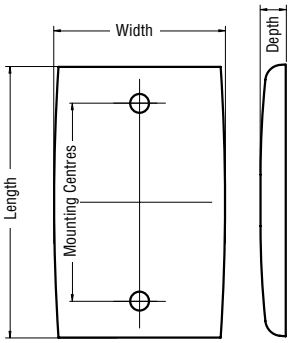

3 1 V A

The "**3**" prefix indicates the product is a **Standard Range Switch Product.**

This number indicates the **number of switch mechanisms** included in the product. Note that the size of the gridplate does not change, only the number of switch mechanisms is variable.

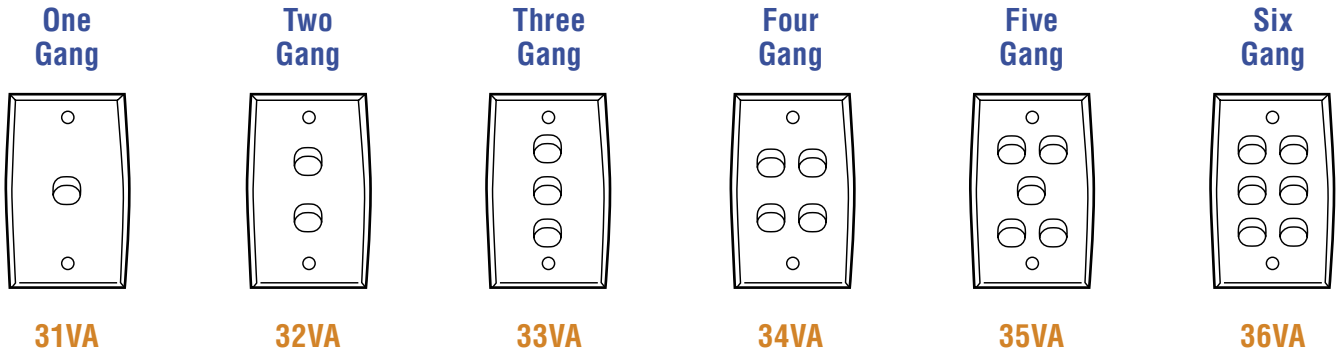

Horizontal or Vertical Formats

Standard Range Catalogue Numbers will also vary depending on whether the switch is vertically or horizontally mounted. For example, **31VA is vertically mounted** whereas **31HA is horizontally mounted.** The '**A**' in the catalogue number refers to the product being **Assembled**.

3 1 V A

The letter "**V**" indicates the product is **Vertically Mounted.**

3 1 H A

The letter "**H**" indicates the product is **Horizontally Mounted.**

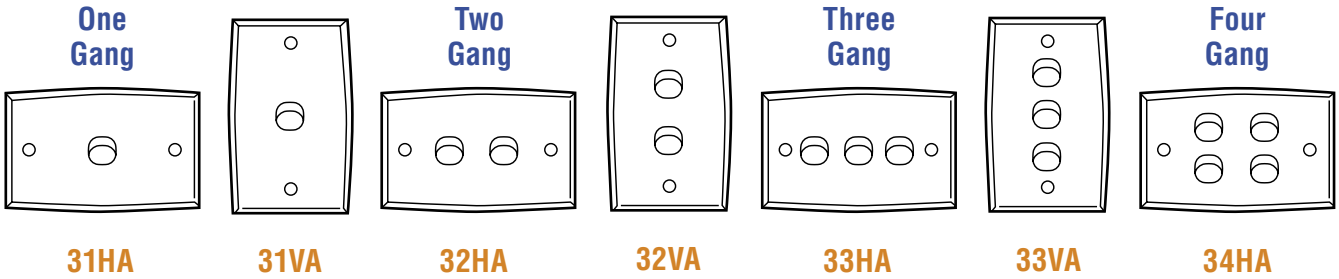

Architrave Switches

Standard Range switches are also available in architrave sizes in **one, two, three and four-gang formats.**

Each format has a different size gridplate.
30 dimensions are 75mm (l) x 32mm (w) x 10mm (d).
32A dimensions are 85mm (l) x 32mm (w) x 10mm (d).
33A dimensions are 113mm (l) x 32mm (w) x 10mm (d).
34A dimensions are 140mm (l) x 32mm (w) x 10mm (d).

HOW TO ORDER SWITCHES (continued)

CLIPSAL
ELECTRICAL ACCESSORIES

Miniature Architrave Switches

Miniature Architrave size switches are available in **one, two and three gang formats.**

A '**T**' in the Catalogue Number refers to "miniature" plate size.

Each format has a different size gridplate.
30T dimensions are 54mm (l) x 27mm (w) x 10mm (d).
32TA dimensions are 75mm (l) x 27mm (w) x 10mm (d).
33TA dimensions are 98mm (l) x 27mm (w) x 10mm (d).

One Gang | Two Gang | Three Gang

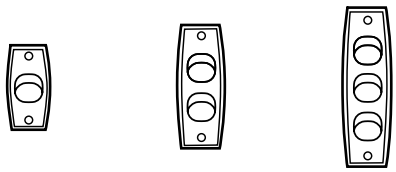

30T | 32TA | 33TA

Intermediate Switches

Intermediate switches are available in **one and two-gang formats.**

A '**B**' in the Catalogue Number refers to "intermediate" plate size. An '**L**' in the Catalogue Number refers to the mounting centres being spaced further apart.

The gridplate remains the same size for both formats.
31BA & 32BA dimensions are
95mm (l) x 48mm (w) x 11mm (d).
31BLA & 32BLA dimensions are
95mm (l) x 48mm (w) x 11mm (d).

One Gang | Two Gang

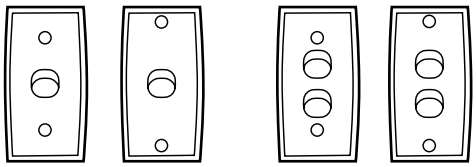

31BA | 31BLA | 32BA | 32BLA

Large Format Switches

Large Format switches are available from **one to nine-gang formats.**

The gridplate remains the same size for all formats. Dimensions are 116mm (l) x 116mm (w) x 11mm (d) for all products.

3 1 /2 V A

The "/2" indicates the gridplate is **larger than standard** or **approximately 50% wider.**

One Gang | Two Gang | Three Gang | Four Gang | Five Gang | Six Gang



31/2VA | 32/2VA | 33/2VA | 34/2VA | 35/2VA | 36/2VA

Seven Gang | Eight Gang | Nine Gang

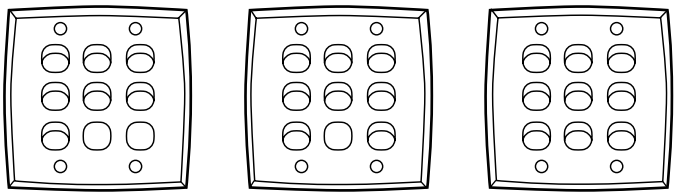

37/2VA | 38/2VA | 39/2VA

HOW TO ORDER FLUSH PLATES

Standard Range switches can also be purchased with flush plate only (no switch mechanisms). Note "**A**" is not part of the catalogue number which means no mechanisms are "assembled" in the plate.

See below for one-gang through to six-gang Catalogue Numbers (please note that the '**VH**' part of the Catalogue Number means that mechanisms can be mounted either vertically or horizontally).

Standard Size Flush Plates

One Gang

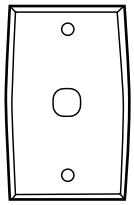

31VH

Two Gang

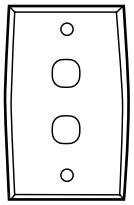

32VH

Three Gang

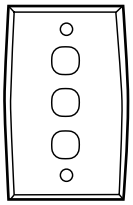

33VH

Four Gang

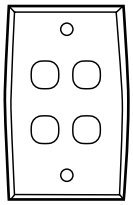

34VH

Five Gang

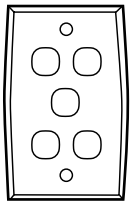

35VH

Six Gang

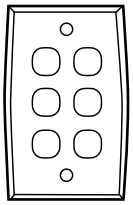

36VH

Miniature Architrave Flush Plates

One Gang

31T

Two Gang

32T

Three Gang

33T

Architrave Flush Plates

One Gang

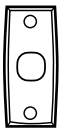

31

Two Gang

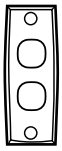

32

Three Gang

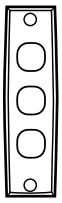

33

Four Gang

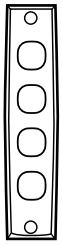

34

Intermediate Flush Plates

One Gang

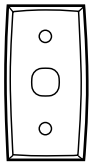

31B

One Gang

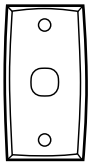

31BL

Two Gang

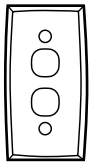

32B

Two Gang



32BL

HOW TO ORDER FLUSH PLATES AND NON-STANDARD SWITCHES

CLIPSAL
ELECTRICAL ACCESSORIES

Large Format Flush Plates

One Gang

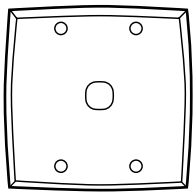

31/2VH

Two Gang

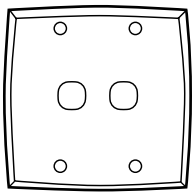

32/2VH

Three Gang

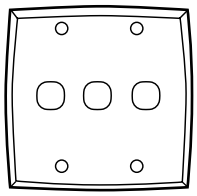

33/2VH

Four Gang

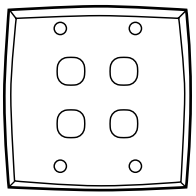

34/2VH

Five Gang

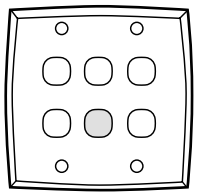

35/2VH

Six Gang

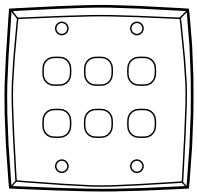

36/2VH

Seven Gang

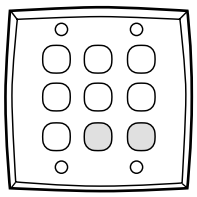

37/2VH

Eight Gang

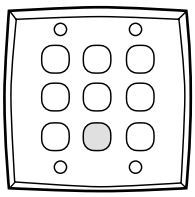

38/2VH

Nine Gang

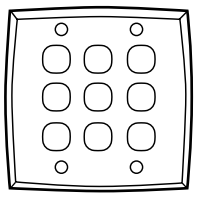

39/2VH

Note ◯ depicts aperture is filled in.

How To Order Non-Standard Switches

Switches can also be ordered with features, including neon switch mechanisms and indicators, dimmers, fan controllers, timers, credit card operation, weatherproof versions and other variations.

Message and Neon Indicator Mechanisms:

Message mechanisms are available in an endless amount of configurations (see Pages 57-60 for more details). Neon indicator mechanisms include **30N-RED** & **30N-COLOURS**. **30/2NM** is a switch mechanism with a neon indicator. Please note that flush plates must be purchased separately for these products.

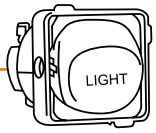

30LM

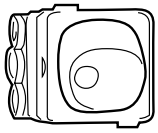

30/2NM

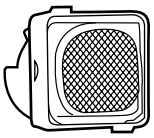

30N-RED

Sunset Switches

Catologue number arrangement is formed as follows:
31VSSR.
'**31**' refers to Single Switch Plate
'**V**' refers to Vertical orientation
'**SS**' refers to Sunset Switch
'**R**' refers to with Relay

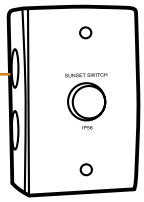

31VSSR

Light Dimmers:

include **32E450L** (C-Thru® Leading Edge), **32E450T** (C-Thru® Trailing Edge).

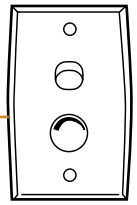

32E450L

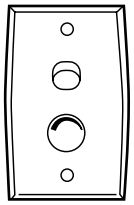

32E450T

Fan Speed Controller:

is **32E500F**.

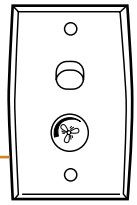

32E500F

HOW TO ORDER NON-STANDARD SWITCHES (CONTINUED)

Timers - Electronic:

include **31VETR**, **31VETR3** & **31VETF** (fans).

'**ET**' refers to Electronic Timer.
'**R**' refers to Relay (2 wire, no neutral required).
'**R3**' refers to 3 Wire Relay (3 wire, neutral required).
'**F**' refers to Fan.

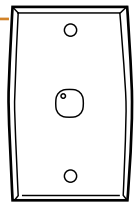

31VETR & 31VETR3

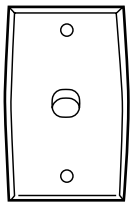

31VETF

Timers - Pneumatic:

include **319, 319RA, 319N, 319HP & 319X**.

All Pneumatic timer products are prefixed with '**319**'.

'**RA**' refers to a Reverse Action (operation).
'**N**' means that the product includes a Neon.
'**HP**' refers to the product being Hose Proof (weatherproof).
'**X**' means that the product is supplied with an extra switch.

NOTE: Analogue timers are also available, refer page 22.

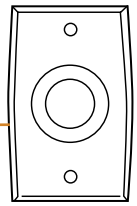

319

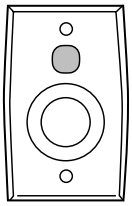

319N

319HP

Key Tag Switches:

include **36VKT3N, 36VKT3NX, 36VKT4, 36VKT4X**.

'**V**' refers to Vertical.
'**KT**' refers to Key Tag.
'**N**' refers to Neon.
'**X**' refers to Extra Switch.

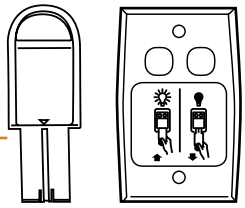

36VKT3N & 36VKT4

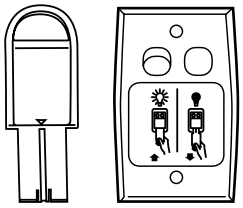

36VKT3NX & 36VKT4X

Key Operated Switches:

include **31VK1, 31VK1/2, 31VK2, 31VK2/2**.

'**K1**' refers to Key Operated 'One Way' Switch.
'**K1/2**' refers to Key Operated 'Two Way' Switch.
'**K2**' refers to Key Operated, Locking in both On/Off Positions.
'**K2/2**' refers to Key Operated 'Two Way', Locking in both On/Off Positions.

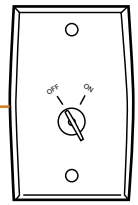

31VK1

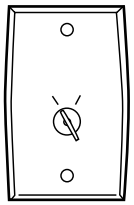

31VK1/2 & 31VK2/2

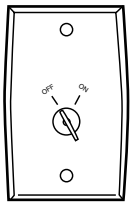

31VK2

Common Keyed Switches:

include **31VK1CK, 31VK1/2CK, 31VK2CK, 31VK2/2CK**.

'**CK**' - By adding "CK" to Key Operated Switches allows for 'One Common Key' to be used across all switches.

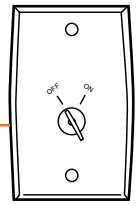

31VK1CK

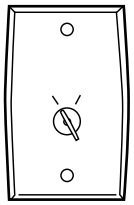

31VK1/2CK & 31VK2/2CK

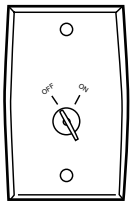

31VK2CK

IP54 Weatherproof Switch:

is **31VHWP**.

'**WP**' refers to Weather Proof.

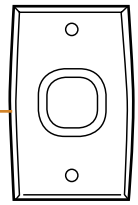

31VHWP

HOW TO ORDER TELEPHONE, DATA AND TV CONNECTION ACCESSORIES

CLIPSAL
ELECTRICAL ACCESSORIES

Telephone and Data Outlets

The following accessory is available:

One Gang Data Outlet

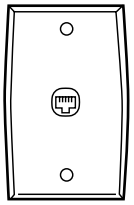

31VRJ

TV Antenna Connection Accessories

The following accessories are available:

TV Outlet Plate

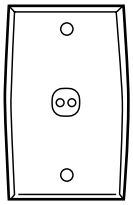

31VTVA

Coaxial TV Socket
75 Ohm

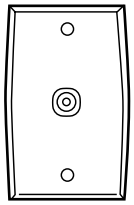

31VTV75

TV Socket
3kVAc Isolation, 75 Ohm

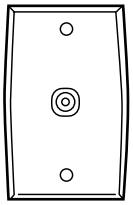

31VTV75ACF

TV Socket
F Type Connection, 75 Ohm

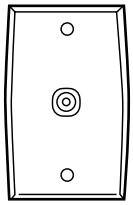

31VTV75F

TV-FM Splitter
Standard Plate

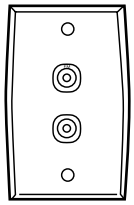

32VTV75FM

Pay TV Socket
marked 'PAY TV'

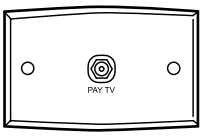

31TVF

Pay TV & FTA TV
AC Isolation, Standard Plate

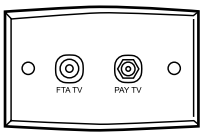

32TVACFF

Pay TV & FTA TV
F Type, Standard Plate

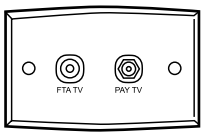

32TVFF

Pay TV & FTA TV
Screw Coaxial, Standard Plate

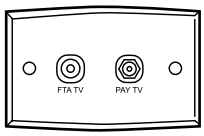

32TVSF

Ordering Colours

When ordering switches, colour variations also have to be taken into consideration, as the Catalogue Number will change depending on the colour of the product. Each colour has its own 'code', for example, the code for White Electric is **'WE'** and the code for Cream is **'CM'**. The Catalogue Number for a Standard Range One-Gang Vertically Mounted Switch in White Electric is 31VA,**WE**.

Refer to 'Standard Range Colours' on page 12 for colour options and their corresponding codes.



HOW TO ORDER SWITCHED SOCKET OUTLETS

Switched Socket Outlets are often referred to as GPO's (General Purpose Outlets), Power Points or Power Outlets. So that there is no confusion, the description 'Switched Socket Outlets' will be used throughout this brochure. Single and twin Socket Outlets are available in the Standard Range in horizontal and vertical formats.

Catalogue Numbers will vary depending on the number of sockets and whether the product is horizontally or vertically mounted. Single Switched Socket Outlet dimensions are 115mm (length) x 73mm (width) x 14mm (depth). Twin Switched Socket Outlet dimensions are 115mm (l) x 72mm (w) x 14mm (d).

This number indicates the **number of sockets** included in the product. The plate size remains the same for both single and twin switched socket outlets, only the number of switches and sockets vary.

1 5 V

The letter '**V**' indicates that the product is **vertically mounted.** Where there is **no** letter '**V**', the product is **horizontally mounted.**

Single Horizontal

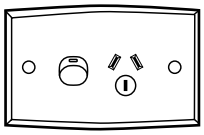

15

Single Vertical

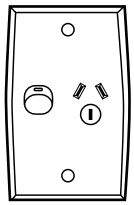

15V

Twin Horizontal

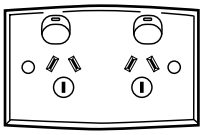

25

Twin Vertical

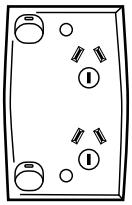

25V

Please note: Single and Twin Automatically Switched Socket Outlets are also available (Catalogue Numbers **10** and **20**).
10 dimensions are 115mm (l) x 73mm (w) x 16mm (d).
20 dimensions are 115mm (l) x 73mm (w) x 16mm (d).

If a Quad Socket Outlet is required, this will only be achieved by using the Classic C2000 Range (Catalogue Number C2015D4).

Large Format Switched Socket Outlets

The Catalogue Number for a Single Switched Large Format Socket Outlet is **15/2**, whereas for a Twin Switched Large Format Socket Outlet it is **23**.
15/2 dimensions are 115mm (l) x 115mm (w) x 14mm (d).
23 dimensions are 145mm (l) x 86mm (w) x 15mm (d).

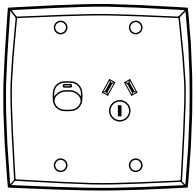

15/2

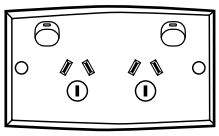

23

Intermediate Switched Socket Outlets

The Standard Range also includes a Single Switched Intermediate size Socket Outlet, Catalogue Number **14**. Dimensions are 115mm (l) x 61mm (w) x 13mm (d).

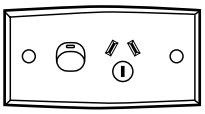

14

Skirting Mounted Switched Socket Outlets

Single Automatic (Catalogue Number **11**),
Twin Automatic (Catalogue Number **11/2**),
Single Switched (Catalogue Number **16**), and
Twin Switched (Catalogue Number **16/2**) Skirting Mounted Socket Outlets available.
11 dimensions are 99mm (l) x 45mm (w) x 17mm (d).
11/2 dimensions are 125mm (l) x 50mm (w) x 17mm (d).
16 dimensions are 99mm (l) x 45mm (w) x 14mm (d).
16/2 dimensions are 168mm (l) x 45mm (w) x 13mm (d).



11/2



16/2

HOW TO ORDER SWITCHED SOCKET OUTLETS (Continued)

CLIPSAL
ELECTRICAL ACCESSORIES

Special Features and Options

Standard Range Socket Outlets may also be ordered with special features, including an extra switch mechanism, safety shutters, neons, double pole switched versions, deep plate format products and more. For example, a Single Combination Switched Socket Outlet may be ordered with Safety Shutters (Catalogue Number **15S**). Please see the main part of the brochure for Combination and Automatically Switched Socket Outlets with special features.

Ordering Colours

When ordering switched socket outlets, colour variations also have to be taken into consideration, as the Catalogue Number will change depending on the colour of the product. Each colour has its own 'code', for example, the code for White Electric is **'WE'** and the code for Cream is **'CM'**. The Catalogue Number for a Standard Range Twin Switched Socket Outlet in White Electric is 25,**WE**.

Refer to 'Standard Range Colours' on page 12 for colour options and their corresponding codes.



STANDARD SERIES COLOURS

The Standard Range offers an unsurpassed choice of decorator colours, from subtle hues to bold vibrant colours for maximum impact. Five colours are available as standard and a further six colours available for a small surcharge. Two chemical resistant colours are available at standard prices.

Each colour has its own code, which must be added to the end of the Catalogue Number, if that particular colour is desired. For example, if a Vertically Mounted Single Switch in White Electric is desired, the Catalogue Number is **31VA,WE**.

Standard Colours

White Electric - WE

Cream - CM

Soft Grey - SG

Desert Sand - DS

Brown - BR

Black - BK

Surcharge Colours

Red - RD

Grey - GY

Beige - BG

Dove Grey - DO

Nutmeg - NU

Chemical Resistant Colours

Chemical White - RW

Chemical Soft Grey - RS

SWITCHES

Standard Size Flush Switches

These impact resistant flush plates mount to all standard pattern mounting brackets and wall boxes. Being the most common plate size in the Standard Range, it also offers the largest choice of options.

All vertical models can be converted to horizontal by removing mechanisms and turning them 90° before replacing. All models have a base projection of 15mm and room projection of 11mm.

STANDARD SIZE FLUSH SWITCHES - HORIZONTAL MOUNTING

Cat. No.	Length	Width	Depth	Mounting Centres
All Products	115mm	73mm	11mm	84mm apart
31HA	A	**1 Gang Switch,** 250V/10A, 1 way/2 way.		
32HA	B	**2 Gang Switch,** 250V/10A, 1 way/2 way.		
33HA	C	**3 Gang Switch,** 250V/10A, 1 way/2 way.		
34HA	D	**4 Gang Switch,** 250V/10A, 1 way/2 way.		

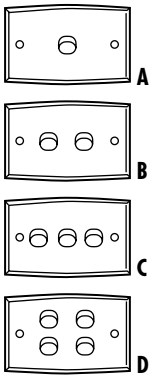

31HA

34HA

STANDARD SIZE FLUSH SWITCHES - VERTICAL MOUNTING

Cat. No.	Length	Width	Depth	Mounting Centres
All Products	115mm	73mm	11mm	84mm apart
31VA	A	**1 Gang Switch,** 250V/10A, 1 way/2 way.		
32VA	B	**2 Gang Switch,** 250V/10A, 1 way/2 way.		
33VA	C	**3 Gang Switch,** 250V/10A, 1 way/2 way.		
34VA	D	**4 Gang Switch,** 250V/10A, 1 way/2 way.		
35VA	E	**5 Gang Switch,** 250V/10A, 1 way/2 way.		
36VA	F	**6 Gang Switch,** 250V/10A, 1 way/2 way.		

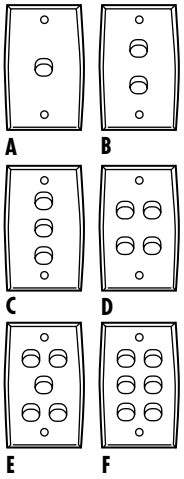

31VA

35VA

ARCHITRAVE AND MINIATURE ARCHITRAVE SIZE FLUSH SWITCHES

Architrave Size Flush Switches

Architrave switches are available in models with one to four switches. Also available is a single switch model with a deep plate and a double pole version for caravans, mobile homes and similar.

ARCHITRAVE SIZE FLUSH SWITCHES

Cat. No.	Length	Width	Depth	Mounting Centres
30, 30D, 30/15, 30D15	75mm	32mm	10mm	55mm apart
39	75mm	32mm	10mm	55mm apart
30DD	77mm	35mm	18mm	55mm apart
32A	85mm	32mm	10mm	70mm apart
33A	113mm	32mm	10mm	97mm apart
34A	140mm	32mm	10mm	124mm apart

30	A	**1 Gang Switch,** 250V/10A, 1 way/2 way.
30D	A	**1 Gang Switch,** 250V/10A, 1 way, double pole.
30/15	A	**1 Gang Switch,** 250V/15A, 1 way/2 way.
30D15	A	**1 Gang Switch,** 250V/15A, 1 way, double pole.
39	B	**1 Gang Switch,** 250V/10A, 1 way/2 way, 3 position - Low/Off/High.
30DD	C	**1 Gang Switch,** 250V/10A, 1 way, double pole, deep plate.
32A	D	**2 Gang Switch,** 250V/10A, 1 way/2 way.
33A	E	**3 Gang Switch,** 250V/10A, 1 way/2 way.
34A	F	**4 Gang Switch,** 250V/10A, 1 way/2 way.

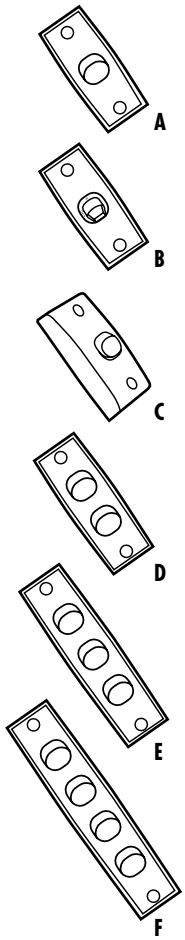

Miniature Architrave Switches

Miniature Architrave switches are available in single, two or three gang models. They are designed for use in areas where space is at a premium. All models are suitable only for direct fixing.

MINIATURE ARCHITRAVE SWITCHES

Cat. No.	Length	Width	Depth	Mounting Centres
30T	54mm	27mm	10mm	40mm apart
32TA	75mm	27mm	10mm	60mm apart
33TA	98mm	27mm	10mm	83mm apart

30T	A	**1 Gang Switch,** 250V/10A, 1 way/2 way.
32TA	B	**2 Gang Switch,** 250V/10A, 1 way/2 way.
33TA	C	**3 Gang Switch,** 250V/10A, 1 way/2 way.

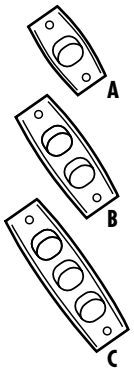

INTERMEDIATE AND LARGE FORMAT SIZE FLUSH SWITCHES

CLIPSAL
ELECTRICAL ACCESSORIES

Intermediate Size Switches

One or two gang intermediate size models offer the convenience of either wall or architrave mounting. This range offers the option of two mounting centres, 55mm (B) and 78mm (BL).

INTERMEDIATE SIZE SWITCHES

Cat. No.	Length	Width	Depth	Mounting Centres
31BA, 32BA	95mm	48mm	10mm	55mm apart
31BLA, 32BLA	95mm	48mm	10mm	78mm apart

31BA	A	**1 Gang Switch,** 250V/10A, 1 way/2 way (95 x 48mm at centre).
32BA	B	**2 Gang Switch,** 250V/10A, 1 way/2 way (95 x 48mm at centre).
31BLA	C	**1 Gang Switch,** 250V/10A, 1 way/2 way (95 x 48mm at centre).
32BLA	D	**2 Gang Switch,** 250V/10A, 1 way/2 way (95 x 48mm at centre).

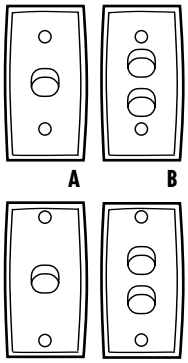

Large Format Size Flush Switches

These Large Format Switches are used mainly to replace older accessories, particularly in locations such as hospitals and schools. Impact resistant, the flush plates are available with up to nine mechanisms.

Plates mount to Standard two gang pattern 157/2 and 164/2 Metal Wall Boxes, 257D2 PVC Deep Wall Boxes, 448 and 448SD Surface Mounting Blocks, 156/2 Mounting Brackets and 154/2 Mounting Clips.

All Large Format Switches have a base projection of 14mm.

LARGE FORMAT SIZE FLUSH SWITCHES - VERTICAL MOUNTING

Cat. No.	Length	Width	Depth	Mounting Centres
All Products	116mm	116mm	11mm	84 x 46mm

31/2VA	A	**1 Gang Switch,** 250V/10A, 1 way/2 way.
32/2VA	B	**2 Gang Switch,** 250V/10A, 1 way/2 way.
33/2VA	C	**3 Gang Switch,** 250V/10A, 1 way/2 way.
34/2VA	D	**4 Gang Switch,** 250V/10A, 1 way/2 way.
35/2VA	E	**5 Gang Switch,** 250V/10A, 1 way/2 way.
36/2VA	F	**6 Gang Switch,** 250V/10A, 1 way/2 way.
37/2VA	G	**7 Gang Switch,** 250V/10A, 1 way/2 way.
38/2VA	H	**8 Gang Switch,** 250V/10A, 1 way/2 way.
39/2VA	I	**9 Gang Switch,** 250V/10A, 1 way/2 way.

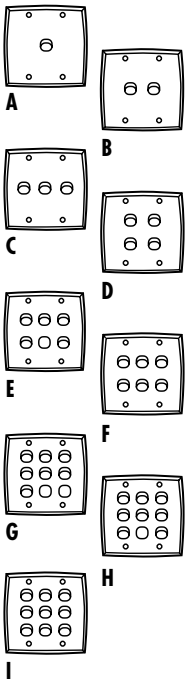

FLUSH PLATES

Standard Size Flush Plates

Flush plates can be purchased without the 30M Switch for convenience and increased choice. They are available in Miniature, Architrave, Standard and Large Format sizes.

A series of blank plates are also available for particular applications, such as the termination of unused or looped cables, mounting of custom equipment or simply blanking off unused openings in wall/wall cladding.

Unused 'gangs' can be blanked off with 30P. (see Page 60).

STANDARD SIZE FLUSH PLATES

Cat. No.	Length	Width	Depth	Mounting Centres
All Products	115mm	73mm	11mm	84mm apart
31VH	A	1 Gang Flush Plate.		
32VH	B	2 Gang Flush Plate.		
33VH	C	3 Gang Flush Plate.		
34VH	D	4 Gang Flush Plate.		
35VH	E	5 Gang Flush Plate.		
36VH	F	6 Gang Flush Plate.		
31VX	G	Blank Flush Plate.		
31VXCB	G	Blank Flush Plate, with 30A terminal block.		

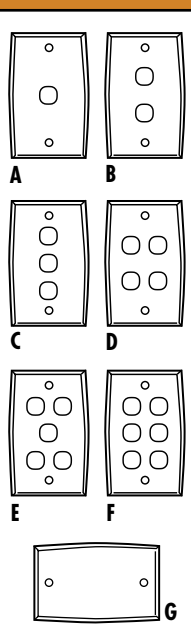

ARCHITRAVE SIZE FLUSH PLATES

Cat. No.	Length	Width	Depth	Mounting Centres
31	75mm	32mm	11mm	55mm apart
31D	77mm	35mm	18mm	55mm apart
32	85mm	32mm	11mm	70mm apart
33	113mm	32mm	11mm	97mm apart
34	140mm	32mm	11mm	124mm apart
31	A	1 Gang Flush Plate.		
31D	B	1 Gang Flush Plate, deep.		
32	C	2 Gang Flush Plate.		
33	D	3 Gang Flush Plate.		
34	E	4 Gang Flush Plate.		

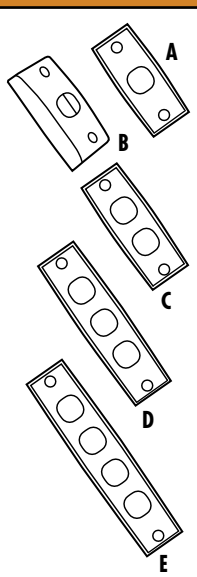



FLUSH PLATES (Continued)

CLIPSAL
ELECTRICAL ACCESSORIES

MINIATURE ARCHITRAVE SIZE FLUSH PLATES

Cat. No.	Length	Width	Depth	Mounting Centres
31T	54mm	27mm	10mm	40mm apart
32T	75mm	27mm	10mm	60mm apart
33T	98mm	27mm	10mm	83mm apart

31T	A	1 Gang Flush Plate.
32T	B	2 Gang Flush Plate.
33T	C	3 Gang Flush Plate.

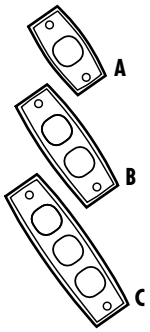

INTERMEDIATE SIZE FLUSH PLATES

Cat. No.	Length	Width	Depth	Mounting Centres
31B	95mm	48mm	10mm	55mm apart
32B	95mm	48mm	10mm	55mm apart
31BL	95mm	48mm	10mm	78mm apart
32BL	95mm	48mm	10mm	78mm apart

31B	A	**1 Gang Flush Plate,** with 55mm mounting centres.
32B	B	**2 Gang Flush Plate,** with 55mm mounting centres.
31BL	C	**1 Gang Flush Plate,** with 78mm mounting centres.
32BL	D	**2 Gang Flush Plate,** with 78mm mounting centres.

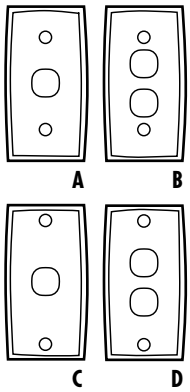



LARGE FORMAT SIZE FLUSH PLATES - VERTICAL MOUNTING

Cat. No.	Length	Width	Depth	Mounting Centres
31/2VX, 31/2V, 32/2V, 33/2V, 34/2V, 35/2V, 36/2V, 37/2V, 38/2V, 39/2V	116mm	116mm	11mm	84mm x 46mm
31/3VX	162mm	115mm	11mm	84mm x 46mm x 46mm

31/2VX	A	**1 Gang Blank Flush Plate.**
31/2V	B	**1 Gang Flush Plate.**
32/2V	C	**2 Gang Flush Plate.**
33/2V	D	**3 Gang Flush Plate.**
34/2V	E	**4 Gang Flush Plate.**
35/2V	F	**5 Gang Flush Plate.**
36/2V	G	**6 Gang Flush Plate.**
37/2V	H	**7 Gang Flush Plate.**
38/2V	I	**8 Gang Flush Plate.**
39/2V	J	**9 Gang Flush Plate.**
31/3VX	K	**3 Gang Blank Flush Plate.**

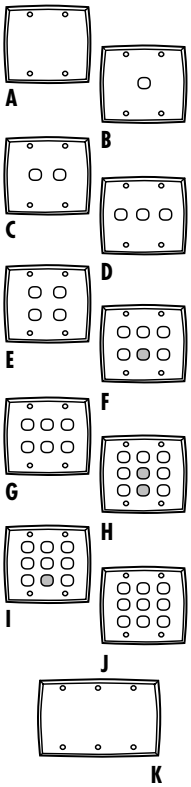



FLUSH PLATES, DATA COMMS. & WEATHERPROOF SWITCHES

SKIRTING SIZE FLUSH PLATES

Cat. No.	Length	Width	Depth	Mounting Centres
31BMF, 32BMF	99mm	45mm	18mm	78mm apart
35BMF	156mm	45mm	18mm	136mm apart
31BMF	A	1 Gang Flush Plate.		
32BMF	B	2 Gang Flush Plate.		
35BMF	C	5 Gang Flush Plate.		

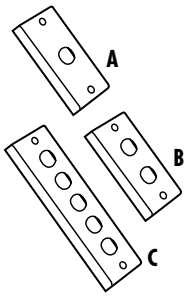

JUNCTION BOX MOUNTED FLUSH PLATE

Cat. No.	Diameter	Depth	Mounting Centres
31VR	70mm Ø	24mm	51mm
31VR	A	**Round Plate,** suits J.Box Mounting (70mm diameter).	

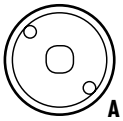

Data Comms. Accessory

TELEPHONE/DATA OUTLET PLATE

Cat. No.	Length	Width	Depth	Mounting Centres
31VRJ	115mm	73mm	11mm	84mm apart
31VRJ	A	**Telephone/Data Outlet Plate,** with Cat 3 RJ45 Socket.		

Multi-gang Telephone/Data plates should be ordered by purchasing RJ45 Sockets and Plates separately.

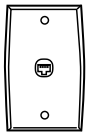

IP54 Rated Weatherproof Switch

The 31VHWP is an attractive switchplate designed for use in outdoor locations such as stairwells, barbecue areas and gazebos.

Completely weatherpoof, the switchplate is particularly suitable for 30 Series illuminated press buttons and switch mechanisms that are easy to see at night.

The secret of the switchplate is the translucent rubber membrane that keeps out water and dust, yet still enables easy switching.

For more information, check the Clipsal Standard Range Weatherproof Switchplate flyer O/N 17771.

IP54 RATED WEATHERPROOF FLUSH SWITCH

Cat. No.	Length	Width	Depth	Mounting Centres
31VHWP	115mm	73mm	11mm	84mm apart
31VHWP	A	**1 Gang Weatherproofed Switch Plate** (IP54 rated).		

C-THRU® LIGHT DIMMERS & FAN CONTROLLERS

CLIPSAL
ELECTRICAL ACCESSORIES

A Clipsal C-Thru® Light Dimmer lets you adjust the lighting levels in any area, for any occasion. For instance, you may want to add a little romance to an intimate dinner, create the right mood for a movie, or leave just enough light on to navigate your way to the bathroom during the night.

In commercial environments too, light dimmers have an almost endless number of applications. Auditoriums, restaurants and boardrooms are just a few of the possible locations in which a light dimmer will offer you full control of lighting to suit any occasion, and the new C-Thru® Light Dimmers enable you to choose the right dimmer, first time - every time.

In a market first, Clipsal has teamed up with other industry leaders and lighting manufacturers to colour code both dimmer and load, allowing unprecedented ease in compatible product selection. Never before has it been so simple to choose the right dimmer or fan control product to suit your application.

The C-Thru® Light Dimmer unit comprises a separately switched, compact, modular dimming mechanism rated at 450W (1.8A). The units utilise state-of-the-art Leading Edge and Trailing Edge dimming technology to provide full control of incandescent and low voltage lighting (using either iron core or electronic transformers).



32E450L, Leading Edge Dimmer, 450W

The C-Thru® Product Range is suitable for use in any new installation, but is also retrofittable, and may be used to replace a standard switch in any existing installation.

Please note that the C-Thru® Range of Dimmer and Fan Speed Control products is immune to the effects of high frequency (ripple) signal injection on the mains voltage supply. These signals are commonly injected onto the mains by the supply authority for such applications as off-peak hot water switching and remote meter monitoring. This unique Australian design innovation ensures true flicker-free dimming operation.

Load Compatibility

Each product in the Clipsal C-Thru® Product Range is colour coded to indicate load compatibility. This colour coding concept allows easy selection of the right dimmer for your application.

Load Symbol	Compatible Loads	C-THRU® COLOUR		
		Leading Edge Dimmer 32E450L Series 450W	Trailing Edge Dimmer 32E450T Series 450W	Fan Speed Controller 32E500F Series 500W
	Incandescent lighting Halogen 240V lamps	✓	✓	✗
	Low voltage lighting with iron-core transformers	✓	✗	✗
	Low voltage lighting with electronic transformers	✗	✓	✗
M	Exhaust fans (shaded pole induction motors) Ceiling fans (split-phase induction motors)	✗	✗	✓

Recommended C-Thru® Dimmer/ Fan Control Loads

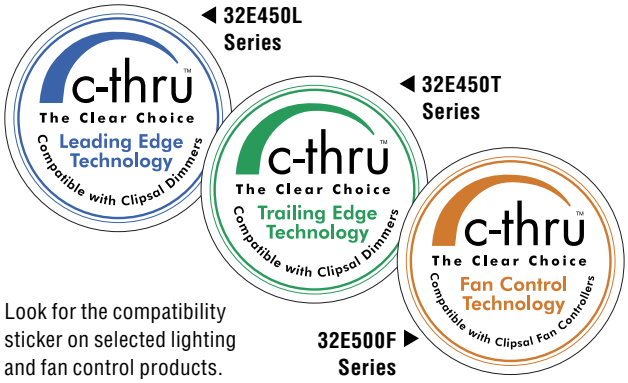

Look for the compatibility sticker on selected lighting and fan control products.

Please note: the colour coding scheme outlined above is the subject of an exclusive Clipsal patent.

DIMMERS, FILTER MODULE & FAN SPEED CONTROLLERS

C-THRU® LIGHT DIMMERS

Cat. No.	Length	Width	Depth	Mounting Centres
32E450L, 32E450T	115mm	73mm	11mm - plate 13mm - knob 30mm - wall recess	84mm apart
32E450LM, 32E450TM	22mm	22mm	13mm - knob 41mm - wall recess	N/A

32E450L	A	**C-Thru® Light Dimmer,** Leading Edge, 220 - 240V/450W.
32E450LM	B	**C-Thru® Light Dimmer Mechanism,** Leading Edge, 220 - 240V/450W.
32E450T	A	**C-Thru® Light Dimmer,** Trailing Edge, 220 - 240V/450W.
32E450TM	B	**C-Thru® Light Dimmer Mechanism,** Trailing Edge, 220 - 240V/450W.

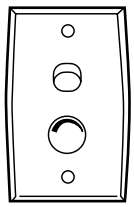
A

B

HIGH POWER SERIES LIGHT DIMMERS

Cat. No.	Length	Width	Depth	Mounting Centres
31E800T, 31E1000L	115mm	73mm	15mm - plate 11mm - knob 30mm - wall recess	84mm apart
32/1000, 32/2400	115mm	73mm	11mm - plate 13mm - knob 30mm - wall recess	84mm apart

31E800T	A	**Trailing Edge Light Dimmer,** 250V/800W, suits incandescent and electronic transformers.
31E1000L	B	**Leading Edge Light Dimmer,** 250V/1000W, suits incandescent and iron core transformers.
32/1000	A	**High Power Leading Edge Light Dimmer,** 250V/1000VA, remote wired.
32/2400	B	**High Power Leading Edge Light Dimmer,** 250V/2400VA, remote wired.

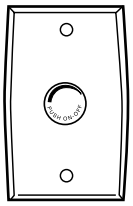
A

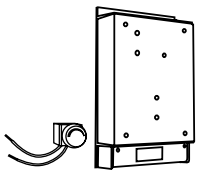
B

FILTER MODULE

Cat. No.	Length	Width	Depth	Mounting Centres
32EIND	96mm	70mm	48mm	73mm apart

32EIND	A	**Inductor Filter Module for use with 32 Series High Powered Dimmers.**

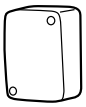
A

32EIND

C-Thru® Fan Speed Controller

The C-Thru® Fan Speed Controller unit is rated at 500W (2A), and may be used to provide continuous variable speed control of motor loads such as ceiling sweep fans and exhaust fans.

C-THRU® FAN SPEED CONTROLLER

Cat. No.	Length	Width	Depth	Mounting Centres
32E500F	116mm	73mm	11mm - plate 13mm - knob 30mm - wall recess	84mm apart
32E500FM	22mm	22mm	13mm - knob 41mm - mechanism	N/A

32E500F	A	**C-Thru® Fan Speed Controller,** 220 - 240V/500W - standard size gridplate and surround complete with one 30M switch and one 32E500FM fan control mechanism with knob (suits exhaust fans and ceiling fans).
32E500FM	B	**C-Thru® Fan Controller Mechanism,** 220 - 240V/500W (suits exhaust fans and ceiling fans).

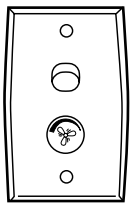
A

B



CEILING SWEEP FAN CONTROLLERS & ELECTRONIC TIMER CONTROLS

CLIPSAL ELECTRICAL ACCESSORIES

Capacitor Ceiling Sweep Fan Controllers

FAN SPEED CONTROLLER FOR "AIRFLOW" ACES36AL & ACES48AL

Cat. No.	Length	Width	Depth	Mounting Centres
All Products	115mm	73mm	11mm - plate 14mm - knob 40mm - wall recess	84mm apart

31VF3CA	A	**3 Speed Fan Controller,** 100VA, suitable for use with Airflow ACES36AL and ACES48AL.
31VF3CB	A	**3 Speed Fan Controller,** 100VA, suitable for Airflow ACES56AL and AFLR48.

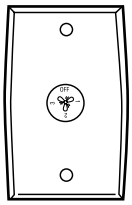

31VF3CA
31VF3CB

This range is available in **White Electric (WE)** only.

Electronic Timer Controls

Time delay switches are a convenient way of saving energy in both domestic and commercial applications such as toilets, bathrooms, stairwells, passageways and other areas that are occupied for a limited or known time, ensuring electrical loads are switched OFF when not in use.

Clipsal offers three types of time delay switches.

The 31VETR is a push-button electronic time delay switch for loads up to 10A. The timer can be set between 15 seconds and 254 minutes. A remote switching function is also included. Another push-button electronic time delay switch is the 31VETR3 which includes remote switching facilities. The time setting can be set from 10 seconds to 15 hours. The 31VETF incorporates two switched outputs and can be used to turn the fan load on at the same time as the light, making it ideal for bathrooms and toilets. When the light is switched off, the fan will remain on for a period of time that can be set from 2 to 20 minutes.

All models have a base projection of 29mm and all terminals accommodate 2 x 2.5mm² cables.

ELECTRONIC TIMER CONTROLS

Cat. No.	Length	Width	Depth	Mounting Centres
All Products	115mm	73mm	11mm	84mm apart

31VETR	A	**Electronic Timer Control,** 254 Minute Time Delay, 250V/10A, 2 wire - remote switch input. Neon indicator, load on/neon off/neon off, load on. Delays between 15 secs and 254 mins. Push button to turn load on for set period. Toggle push-button to cancel timer and turn load off. Minimum load is 40mA. Suitable for incandescent or fluorescent lighting.
31VETR3	A	**Electronic Timer Control,** 15 Hour Time Delay, 250V/10A, 3 wire - remote switch input. Neon indicator, programmable state. Delays between 10 secs and 15 hours. Push button to turn load on for set period. Toggle push-button to cancel timer. Programmable (NO or NC) output. No minimum load. Suitable for incandescent or fluorescent lighting.
31VETF	B	**Electronic Timer Control,** 10 Minutes Time Delay, 250V/10A, Fans/Lights - lights are operated directly off the switch. Lighting load (incandescent only) is 1600VA, fan load is 400VA. Delays between 2 and 20 minutes.

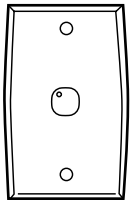

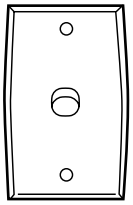

31VETR
31VETR3

31VETF

TIMERS - PNEUMATIC & ANALOGUE

Pneumatic Time Delay Switches

Pneumatic Time Delay switches are robust timers that operate by using air pressure. When the switch is 'pushed in', the load will remain on until the switch 'pops out'. The pneumatic pressure can be set by the installer, allowing time ranges of 2-10 minutes (with care, 20 minutes).

PLEASE NOTE: Rotate the control knob carefully and in very small increments (over tightening will damage the tapered valve).

This time switch operates on the air bleed principle and therefore it is not possible to calibrate it too exactingly. The timing will vary slightly with manufacturing tolerances, air temperatures, relative humidity and barometric pressure. Pneumatic Timers are most commonly used in units to operate the lighting in stairwells and other public places such as schools and gymnasiums.

PNEUMATIC TIME DELAY SWITCHES

Cat. No.	Length	Width	Depth	Mounting Centres
All products	115mm	73mm	11mm	84mm apart

319	A	**Time Delay Switch.**
319RA	A	**Time Delay Switch,** Reverse Action.
319N	B	**Time Delay Switch,** with Neon.
319HP	C	**Time Delay Switch,** Weatherproof/Hose Proof.
319X	D	**Time Delay Switch,** with Extra Switch.

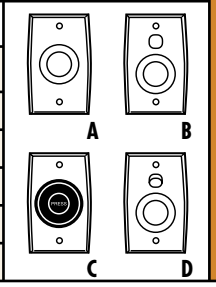

Adjusting Pneumatic Time Delay Switches

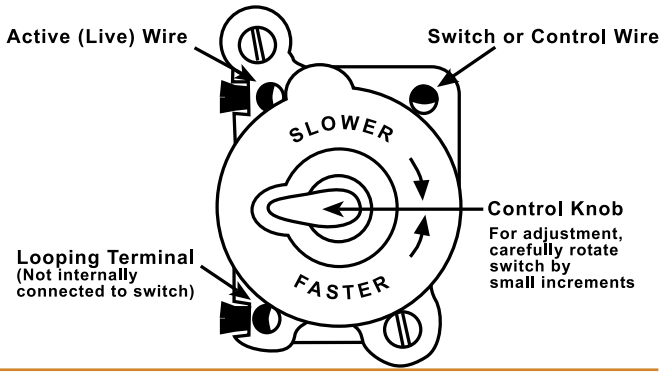

Analogue Timer Controls

Analogue timer controls are available in both switch, socket and portable socket outlet configurations. Connected Loads can be set by the user to turn ON and turn OFF at different times of the day according to the users requirement. Multiple scheduled switching events are supported by all models.

ANALOGUE TIMER CONTROLS

Cat. No.	Length	Width	Depth	Mounting Centres
TC15/24, TC15/15/24, TC15/15/7D	121mm	79mm	42mm	84mm apart
TC32V1, TC32V24, TC32V7D	115mm	73mm	62mm	84mm apart
TC475/24	160mm	130mm	120mm	N/A

TC15/24	A	**24 Hour Timer,** single socket outlet, 250V/10A (with safety shutter).
TC15/15/24	B	**24 Hour Timer,** single socket outlet, 250V/15A (with safety shutter).
TC15/15/7D	B	**7 Day Timer,** single power outlet, 250V/15A (with safety shutter).
TC32V1	C	**1 Hour Timer,** flush switch, 250V/15A.
TC32V24	C	**24 Hour Timer,** flush switch, 250V/15A.
TC32V7D	C	**7 Day Timer,** flush switch, 250V/15A.
TC475/24	D	**24 Hour Timer,** portable dual switch socket.

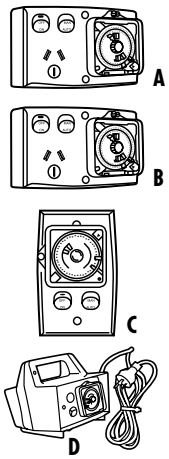



SUNSET SWITCH, BOOSTER ELEMENT RELAYS & SWITCH MULTIPLIERS

CLIPSAL
ELECTRICAL ACCESSORIES

Sunset Switches

Sunset Switches cleverly operate lighting in response to the surrounding light levels. Only switching lights on when they are needed, Sunset Switches are convenient and they save money.

The 31VSSR will automatically turn on a connected load when the ambient light level falls below 10 LUX (at around sunset). The load will then turn off the next morning when the light level exceeds 30 LUX. Delays of around 8 seconds for turn off and 30 seconds for turn on take into account any short term changes in light levels that may turn the light on or off.

For more information, check the Clipsal 31VSSR Automatic Sunset Switch brochure O/N 892-912.

SUNSET SWITCH

Cat. No.	Length	Width	Depth	Mounting Centres
31VSSR	115mm	74mm	Plate - 13mm Mech - 30mm Box - 37mm	84mm apart
31VSSR	A	**Sunset Switch,** 250V/10A, 16 hours, 2 wire, IP56 (standard size).		

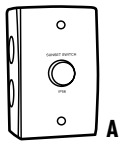

31VSSR

Please refer to the 56 & 66 Series Industrial brochure, O/N 826-812 for information about the 56SSR & 56PEDD3 Sunset Switches.

Booster Element Relay

The 31VBER is a Booster Relay for a solar hot water element. The relay drops out when the water reaches a certain temperature, returning to solar operation. The push button switch incorporates a neon indicator to illuminate when the Booster Element is operating.

BOOSTER ELEMENT RELAY

Cat. No.	Length	Width	Depth	Mounting Centres
31VBER	115mm	73mm	Plate - 16mm Button - 4.5mm	84mm apart
31VBER	A	**Booster Relay for Solar Hot Water Element,** 250V/15A.		

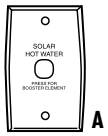

31VBER

Switch Multipliers

Switch multipliers are used to add additional circuits to existing single circuit installations and also provide two-way switching to an existing single switch installation. They are used instead of wall chasing and running wires down the wall. In this way, they save both time and money.

SWITCH MULTIPLIERS

Cat. No.	Length	Width	Depth	Mounting Centres
780/1, 780/2, 780K1, 780K2	96mm	70mm	48mm	73mm apart
780/1	A	**Switch Multiplier,** 250V/10A, 1 way.		
780/2	B	**Switch Multiplier,** 250V/10A, 2 way.		
780K1	C	**Switch Multiplier,** 250V/10A, 1 way		
780K2	D	**Switch Multiplier,** 250V/10A, 2 way.		
780M	E	**Switch Multiplier Mechanism,** 250V/10A.		
780A2M	F	**Switch Multiplier Mechanism,** suits 2 loads 2 way type A bias.		
780B2M	F	**Switch Multiplier Mechanism,** suits 2 loads 2 way type B bias.		

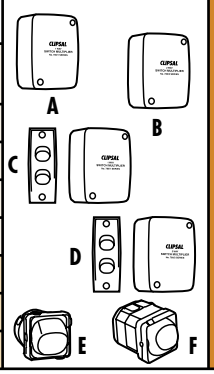

780/1

780/2

780A2M

UNDERVOLTAGE RELAYS & KEY TAG TYPE SWITCHES

Under Voltage Relays

Specifically designed to reduce overloads to airconditioners and other sensitive equipment during under voltage (brown-out) situations, the relay switching to open circuit. Excessive loads caused by high in-rush currents when supply is restored are prevented by the manual reset operation requirement, allowing time to full load restoration.

Under Voltage Relays are designed to drop power to the outlet when an under voltage supply condition (or a 'brown-out') occurs.

UNDER VOLTAGE RELAYS

Cat. No.	Length	Width	Depth	Mounting Centres
All products	115mm	73mm	11mm	84mm apart

15X15RZ	A	**Single Power Outlet,** 250V/15A (with no volt relay and reset switch).
15XRZ	B	**Single Power Outlet,** 250V/10A (with no volt relay and reset switch).
32VRZ	C	**No Volt Relay and Reset Switch,** 250V/10A, (standard size).
32VRZ15	C	**No Volt Relay and Reset Switch,** 250V/15A, (standard size).

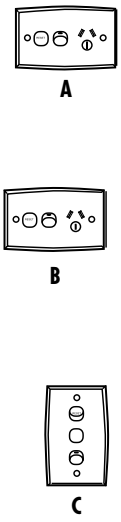



Key Tag type switches and Key Operated Switches

Clipsal's Standard Range Key Tag Switches and Room Access Card Operated Switches are the ideal form of energy management for hotels, motels and other locations where power can be left on unnecessarily.

Inserting the key Tag or card into the switch activates selected circuits to operate lighting, air-conditioning, television, radio and other appliances. Circuits to refrigerators and other equipment that need to continually run are not connected to the switches. Removing the key Tag or card automatically cuts off power to all of the circuits to significantly reduce power wastage.

Refer to adjacent page for detailed information on this range.

KEY TAG & KEY OPERATED SWITCHES

CLIPSAL
ELECTRICAL ACCESSORIES

KEY TAG TYPE SWITCHES

Cat. No.	Length	Width	Depth	Mounting Centres
All Products	115mm	73mm	11mm	84mm apart

36VKT3N	A	**Key Tag,** suits 3 x 20A, 250V a.c., 1/2way circuit with neon.
36VKT3NX	B	**Key Tag,** suits 3 x 20A, 250V a.c., 1/2way circuit, neon, extra 250V a.c. 10A switch.
36VKT4	A	**Key Tag Type Switch,** suits 4 x 20A, 250V a.c., 1/2way circuits.
36VKT4X	B	**Key Tag Type Switch,** suits 4 x 20A, 250V a.c., 1/2way circuits, extra 10A 250V a.c. switch mech.

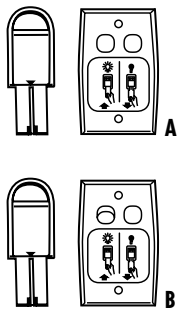

KEY TAG ONLY

Cat. No.	Length	Width	Depth	Mounting Centres
35VKT	120mm	45mm	5mm	N/A
2034VKT	92mm	40mm	7mm	N/A

35VKT	A	**Key Tag,** suits 35VKT series switches.
2034VKT	B	**Short Key Tag,** suits 2034VKT series switches.

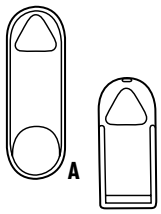

KEY OPERATED SWITCHES

Cat. No.	Length	Width	Depth	Mounting Centres
All Products	115mm	73mm	*11mm	84mm apart

31VK1	A	**Key Operated Switch,** 250V 20A/16AX, 1 way (locks in OFF position).
31VK1/2	B	**Key Operated Switch,** 250V 20A/16AX, 2 way (locks in OFF position).
31VK2	A	**Key Operated Switch,** 250V 20A/16AX, 1 way (locks in ON & OFF position).
31VK2/2	B	**Key Operated Switch,** 250V 20A/16AX, 2 way (locks in ON & OFF position).

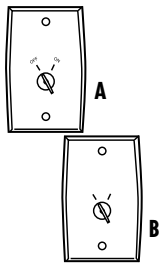

* Depth does not include key height.

COMMON KEYED SWITCHES

Cat. No.	Length	Width	Depth	Mounting Centres
All Products	115mm	73mm	*11mm	84mm apart

31VK1CK	A	**Key Operated Switch,** 250V 20A/16AX, 1 way (locks in OFF position).
31VK1/2CK	B	**Key Operated Switch,** 250V 20A/16AX, 2 way (locks in OFF position).
31VK2CK	A	**Key Operated Switch,** 250V 20A/16AX, 1 way (locks in ON & OFF position).
31VK2/2CK	B	**Key Operated Switch,** 250V 20A/16AX, 2 way (locks in ON & OFF position).

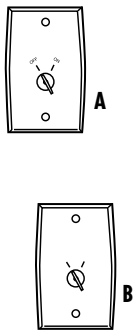

* Depth does not include key height.

Note: Common key number is 60051.

CEILING & FOOT OPERATED SWITCHES

Ceiling Switches

Ceiling switches can be used to operate lights, fans and even hot water boosters. They are convenient in that wires do not have to be run down the wall and they can also be placed in an easier switching position, for example, near a bed.

CEILING SWITCHES

Cat. No.	Diameter	Depth	Mounting Centres
306, 342, 343, 346	52mm Ø	71mm	39mm

306	A	**Ceiling Switch,** 250V/15A a.c., 1 way (available in Brown - BR, White Electric - WE).
342	A	**Ceiling Switch,** 250V/10A a.c., 1 way (available in Brown - BR, White Electric - WE).
343	A	**Ceiling Switch,** 250V/10A a.c., 2 way (available in Brown - BR, White Electric - WE).
346	B	**Ceiling Switch Cord** in 1.8m lengths (available in White Electric - WE).

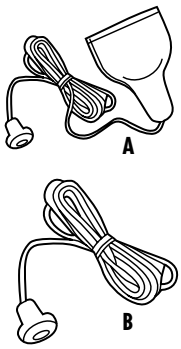

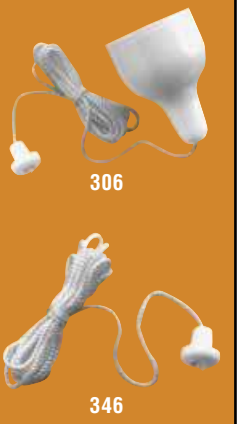

WILCO CEILING SWITCH

Cat. No.	Length	Width	Depth	Mounting Centres
PC1	57mm	45mm	18mm	30mm x 28mm

PC1	A	**Ceiling Switch,** Pull Cord, 10A, double pole with indicator (available in White Electric - WE).

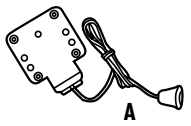

Foot Operated Switch

The 360 foot operated switch is very handy when installed under desks to operate heaters, lighting or fans. It can also be placed in other convenient positions when 'foot switching' is preferred.

FOOT OPERATED SWITCH

Cat. No.	Length	Width	Depth	Mounting Centres
360	93mm	55mm	29mm	68 x 18mm apart

360	A	**Foot Switch,** 250V/10A, double pole.

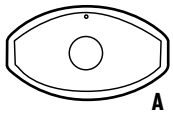

*** Please note:- For Mounting Accessory suggestions, refer to your Clipsal Representative.**

AMERICAN STYLE FLUSH SWITCHES & PLATES

CLIPSAL
ELECTRICAL ACCESSORIES

AMERICAN STYLE FLUSH SWITCHES AND PLATES - INDIRECT MOUNTING

Cat. No.	Length	Width	Depth	Mounting Centres
321,321R	115mm	70mm	8mm	60mm apart
322/1R	116mm	116mm	8mm	60 x 46mm
320,320/15	93mm	35mm	35mm	84mm apart
DC3, DC3-SPDT	93mm	35mm	36mm	84mm apart
WSW110, WSW110/TW, WSW116, WSW116/TW	93mm	35mm	32mm	84mm apart
FS169/I, FS169/15DPDT	93mm	35mm	22mm	84mm apart

321	A	**1 Gang Switch Plate** (available in White Electric - WE).
321R	B	**Switch Plate,** suits one x 405 or 415 series socket (available in Brown - BR, Soft Grey - SG, Grey - GY, White Electric - WE).
322/1R	C	**Switch Plate,** suits one x 320 series switch and 1 x 405 or 415 series socket (available in Brown - BR, White Electric - WE).
320	D	**Switch Mechanism,** 250V a.c./10A, 1 way (available in Brown - BR, Grey - GY, White Electric - WE).
320/15	D	**Switch Mechanism,** 250V a.c./15A, 1 way (available in Brown - BR, White Electric - WE).
DC3	E	**Flush Switch,** 5A, 3 terminal, 1 way, DC, with mounting lugs (available in Brown - BR).
DC3-SPDT	E	**Flush Switch,** 5A, 3 terminal, single pole/double throw, DC, with mounting lugs (available in Brown - BR).
WSW110	F	**Flush Switch,** 10A, 1 way (available in Brown - BR, Grey - GY, White Electric - WE).
WSW110/TW	G	**Flush Switch,** 10A, 2 way (available in Brown - BR, Grey - GY, White Electric - WE).
WSW116	F	**Flush Switch,** 15A, 1 way (Brown - BR, Grey - GY, White Electric - WE).
WSW116/TW	G	**Flush Switch,** 16A, 2 way (Grey - GY).
FS169/I	H	**Flush Switch,** 10A, intermediate, with mounting lugs (available in Grey - GY).
FS169/15DPDT	I	**Flush Switch,** 15A, intermediate, double pole/double throw, with mounting lugs (available in Grey - GY).

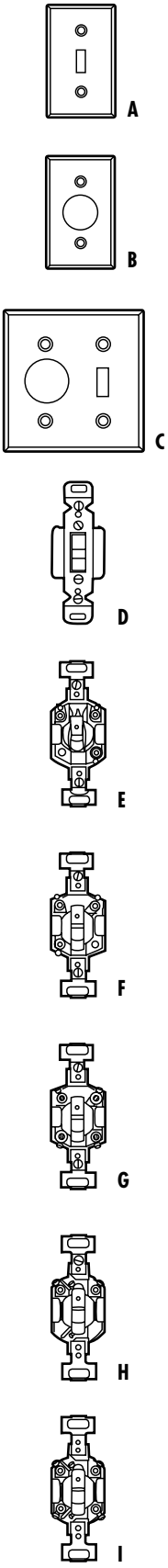

*** Please note:- For Mounting Accessory suggestions, refer to your Clipsal Representative.**

SURFACE & PUSH BUTTON SWITCHES

Surface switches are traditional switches that existed before the introduction of the 30 Series mechanism. They are an economical alternative to the Heritage Range if a traditional look is preferred.

WILCO SURFACE SWITCH

Cat. No.	Diameter	Depth	Mounting Centres
SS165/15/2	52mm Ø	17mm	36mm

SS165/15/2	A	**Surface Switch,** 15A, 2 way, 3 terminal, screw secured cover, 52mm diameter (available in Brown - BR, White Electric - WE).

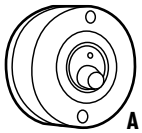

SS165/15/2

SURFACE SWITCHES

Cat. No.	Diameter	Depth	Mounting Centres
362, 362/15, 363	60mm Ø	19mm	48mm apart
389	61mm Ø	27mm	43mm apart

362	A	**Surface Switch,** 250V/10A, 1 way, 3 terminal (available in Brown - BR, White Electric - WE).
362/15	A	**Surface Switch,** 250V/15A, 1 way, 3 terminal (available in Black - BK, Brown - BR, White Electric - WE).
363	A	**Surface Switch,** 250V/10A, 2 way, 4 terminal (available in Black - BK, Brown - BR, White Electric - WE).
389	B	**Surface Switch,** 250V/25A a.c., 32V d.c., 1 way (available in Black - BK, White Electric - WE).

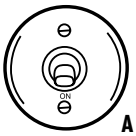

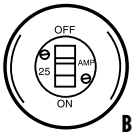

362, 362/15, 363



389

BELL PRESS

Cat. No.	Length	Width	Depth	Mounting Centres
98	60mm	25mm	19mm	48mm apart

98	A	**Bell Press,** Illuminated (available in Brown - BR, White Electric - WE).

98

WILCO PUSH BUTTON SWITCHES

Cat. No.	Length	Width	Depth	Mounting Centres
PBS136	28mm	15mm	28mm (Room protrusion - 18mm)	N/A
PBS236	28mm	15mm	34mm (Room protrusion - 18mm)	N/A

PBS136	A	**Push Button Mechanism with Collar and Locknut,** 2A, single pole (available in White Electric - WE).
PBS236	B	**Push Button Mechanism with Collar and Locknut,** 2A, double pole (available in WE).

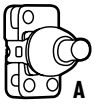

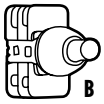

PBS136

PBS236

PUSH BUTTON WEATHERPROTECTED 1P53 SURFACE SWITCHES

Cat. No.	Length	Width	Depth	Mounting Centres
All products	60mm	35mm	32mm	67mm x 54mm

WPBSW110	A	**1 Gang Push Button Surface Switch,** 10A, 1 way/2 way, single pole.
WPBSW116	A	**1 Gang Push Button Surface Switch,** 16A, 1 way/2 way, single pole.

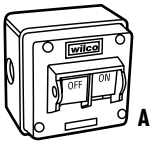

WPBSW110, WPBSW116

*** Please note:- For Mounting Accessory suggestions, refer to your Clipsal Representative.**

CIRCUIT IDENTIFICATION & MOUNTING ACCESSORIES

CLIPSAL ELECTRICAL ACCESSORIES

Circuit Identification Products

Clipsal offers a range of Circuit Identification products to make your job easier.

CIRCUIT IDENTIFICATION PRODUCTS

Cat. No.	Length	Width	Depth	Mounting Centres
30P, 30PFO	21mm	21mm	10mm	
30PID	21mm	21mm	7mm	

30P	A	**Removable Blank Plug,** suits 30 Series.
30PFO	B	**Plug,** marked "FRIDGE - FREEZER ONLY".
30PID	C	**30 Series ID Circuit Plug,** tamper proof.
30PIDA4L*	D	**Label Sheets,** 10 x A4 packet (RD, BU, GR, YL, WE colours available).
9	E	**Cap,** suits switch plate screw recesses.
9SERIES	E	**Identi-Caps for Circuit Identification.**

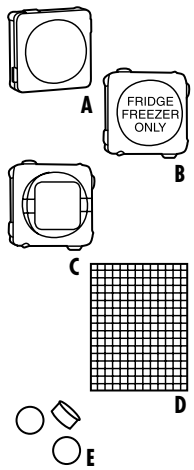

*Software for printing these Label Sheets are available on the Alfred CD-ROM Electronic Trade Product Guide.

Mounting Accessories

Mounting Accessories are for use when mounting 30 Series mechanisms without a flush plate, for example, in a panel or enclosure.

MOUNTING ACCESSORIES

Cat. No.	Length	Width	Depth	Mounting Centres
ET30	6mm	N/A	N/A	N/A
B30GFZ	45mm	27mm	11mm	24mm apart
F30Z1, F30Z1.5 F30Z2, F30Z4	29mm	29mm	N/A	N/A
31/3F	167mm	116mm	11mm	92mm apart

ET30	A	**Screw Mounted Earthing Terminal.**
B30GFZ	B	**Mounting Clip with Moulded Surround.**
F30Z1	C	**Mounting Clip Mechanism,** suits 1mm thick sheet.
F30Z1.5	C	**Mounting Clip Mechanism,** suits 1.5mm thick sheet.
F30Z2	C	**Mounting Clip Mechanism,** suits 2mm thick sheet.
F30Z4	C	**Mounting Clip Mechanism,** suits 4mm thick sheet.
31/3F	D	**Three Gang Mounting Flange.**

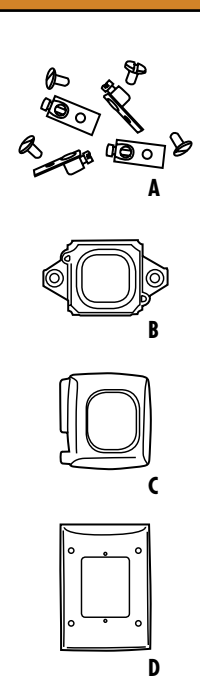

CABLE CONNECTION ACCESSORIES

Cable Connection Accessories

Cable Connection Accessories are used for safety and to anchor cables.

CABLE CONNECTION ACCESSORIES

Cat. No.	Length	Width	Depth	Mounting Centres
31VXCB	115mm	73mm	11mm	84mm apart
32VA15/38TB	115mm	73mm	11mm	84mm apart
38, 38A, 38X, 38Y*, 38Z	22mm Ø		TBA	N/A
38HD	25mm	21mm	30mm	N/A
38TB	32mm	22mm		N/A

31VXCB	A	**Blank Plate with 30A Connector Block.**
32VA15/38TB	B	**30M15 Mech and 38TB Terminal Block,** in standard size plate.
38	C	**Grommet,** suits up to 2.5mm² ordinary duty flex cord.
38A	C	**Grommet,** suits up to 1.5mm² ordinary duty flex cord.
38X	C	**Grommet,** suits up to 1mm² ordinary duty flex cord.
38Y*	D	**Grommet,** suits figure 8 two core flex cord, outer diameter of the figure 8 core cable is maximum 3mm (each core).
30Z	C	**Grommet,** suits up to 0.75mm² light duty flex cord.
38HD	E	**Grommet,** suits up to 2.5mm² ordinary duty with clamp.
38TB	F	**Cord Outlet Terminal Block with Grommet,** suits 30 series plates.

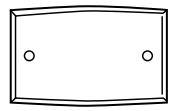
A

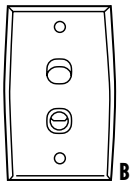
B


C

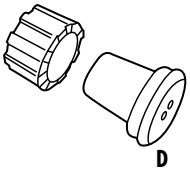
D

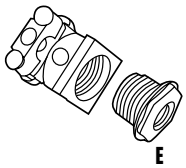
E


F

31VXCB

32VA15/38TB

38

38Y

38HD

38TB

* 38Y Grommet requires an 18mm hole for installation.

CLIPSAL
ELECTRICAL ACCESSORIES

PROTECTED SWITCHES - MOULDED

Cat. No.	Length	Width	Depth	Mounting Centres
PSM110	75mm	46mm	51mm	69mm apart
PSM115	75mm	46mm	51mm	69mm apart

PSM110	A	**Protected Switch,** 250V/10A, 1 way/2 way.
PSM115	B	**Protected Switch,** 250V/15A, 1 way/2 way.


A


B

PSM110

PSM115

PROTECTED SWITCHES - 250V, 10A, ZINC DIE CAST

Cat. No.	Length	Width	Depth	Mounting Centres
PS110, PS110-DC, PS110-DP, PS110-I, PS110-N, PS110-TW	79mm	51mm	50mm	37mm apart
PS110-2, PS110-2DP, PS110-2I	101mm	79mm	50mm	82mm apart

PS110	A	**Single pole.**
PS110-DC	A	**Single pole, DC operation.**
PS110-DP	A	**Double pole.**
PS110-I	A	**Single pole, intermediate.**
PS110-N	B	**Single pole, with neon.**
PS110-TW	A	**Single pole, 2 way.**
PS110-2	C	**Single pole, two gang.**
PS110-2DP	C	**Double pole, two gang.**
PS110-2I	C	**Single pole, two gang, intermediate.**

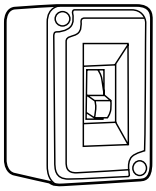
A

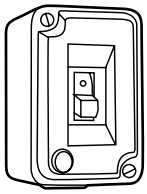
B

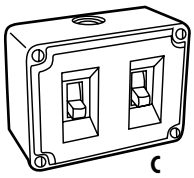
C

PS110

PS110-N

PS110-2

PROTECTED SWITCHES - 250V, 16A, ZINC DIE CAST

Cat. No.	Length	Width	Depth	Mounting Centres
PS116, PS116/TW	80mm	51mm	50mm	38mm apart
PS116/2	101mm	80mm	50mm	82mm apart

PS116	A	**Single pole.**
PS116/TW	A	**Single pole, two gang.**
PS116/2	B	**Single pole, 2 way.**

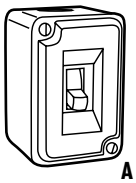
A


B

PS116

PS116-2

SOCKET OUTLETS



AUTOMATICALLY SWITCHED SOCKET OUTLETS

CLIPSAL
ELECTRICAL ACCESSORIES

Automatically switched socket outlets are most commonly used to supply power to computers, refrigerators, microwaves and other accessories that don't need to be switched off at the socket. Simply inserting the plug into the outlet provides power to equipment. Removing the plug opens the contacts in the socket to provide the same level of safety as a conventional switched socket when switched off.

Automatically switched socket outlets are also advantageous in that an appliance which is plugged into it can be switched on or off from a more convenient location, saving time and effort for more valuable activities.

Available in the Standard Range are single and double automatically switched socket outlets, with a weatherproof version (ideal for caravans) and a product with a security flap.

The socket outlets are manufactured in accordance with AS/NZ 3100, AS/NZ 3112, AS/NZ 3133 and other relevant Standards Australia Approval and Testing Specifications, Wiring Rules and Supply Authority requirements.

STANDARD SIZE SINGLE AUTOMATICALLY SWITCHED SOCKET OUTLETS

Cat. No.	Length	Width	Depth	Mounting Centres
10, 10D, 10DS, 10DN, 10DLS, 10D15S	115mm	73mm	16mm	84mm apart
10DWP, 10DWP15,	93mm	82mm	12mm	70 x 54mm
415VF, 415VF15	101mm	80mm	37mm	76 x 65mm
10PL	115mm	73mm	22mm	84mm apart

10	A	**Single Auto Switched Socket Outlet,** 10A, single pole, horizontal mount.
10D	A	**Single Auto Switched Socket Outlet,** 10A, double pole, horizontal mount.
10DS	A	**Single Auto Switched Socket Outlet,** 10A, double pole with safety shutters, horizontal mount.
10DN	B	**Single Auto Switched Socket Outlet,** 10A, double pole with safety shutters and neon, horizontal mount.
10DLS	C	**Single Auto Switched Socket Outlet,** 10A, round earth, double pole with safety shutters, horizontal mount.
10D15S	D	**Single Auto Switched Socket Outlet,** 15A, double pole with safety shutters, horizontal mount.
*10DWP	E	**Single Auto Switched Socket Outlet,** 10A, double pole flush weatherproof with flap. **Will be superseded by 415VF*
*10DWP15	F	**Single Auto Switched Socket Outlet,** 15A, double pole flush weatherproof with flap. **Will be superseded by 415VF15*
415VF	G	**Single Auto Switched Socket Outlet,** 10A, double pole with flap, IP34 rating.
415VF15	H	**Single Auto Switched Socket Outlet,** 15A, double pole with flap, IP34 rating.
10PL	I	**Single Auto Switched Socket Outlet,** 10A, single pole with security flap, horizontal mount.

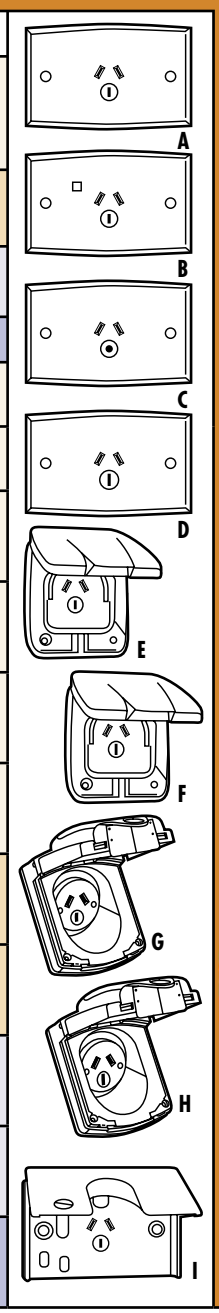



AUTOMATICALLY SWITCHED SOCKET OUTLETS (Continued)

STANDARD SIZE TWIN AUTOMATICALLY SWITCHED SOCKET OUTLETS - HORIZONTALLY MOUNTED

Cat. No.	Length	Width	Depth	Mounting Centres
All products	115mm	73mm	16mm	84mm apart

20	A	**Twin Auto Switched Socket Outlet,** 10A, single pole.
20D	A	**Twin Auto Switched Socket Outlet,** 10A, double pole.
20DS	A	**Twin Auto Switched Socket Outlet,** 10A, double pole with safety shutters.
20DN	B	**Twin Auto Switched Socket Outlet,** 10A, double pole with safety shutters and neons.
20DLS	C	**Twin Auto Switched Socket Outlet,** 10A, round earth, double pole and safety shutters.

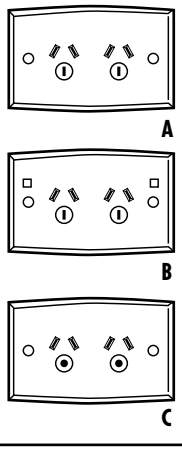

SKIRTING MOUNTED SINGLE AUTOMATICALLY SWITCHED SOCKET OUTLET

Cat. No.	Length	Width	Depth	Mounting Centres
11	95mm	45mm	17mm	78mm apart

11	A	**Single Auto Switched Socket Outlet,** skirting mounted, 10A, single pole (95 x 45mm at centre).



SKIRTING MOUNTED TWIN AUTOMATICALLY SWITCHED SOCKET OUTLETS

Cat. No.	Length	Width	Depth	Mounting Centres
11/2	125mm	50mm	17mm	104mm apart
11/2MF 11/2MFN	156mm	45mm	18mm	136mm apart

11/2	A	**Twin Auto Switched Socket Outlet,** skirting mounted, 10A, single pole (125 x 50mm at centre).
11/2MF	B	**Twin Auto Switched Socket Outlet,** skirting mounted, 10A, single pole, suits ducting (156 x 45mm at centre).
11/2MFN	C	**Twin Auto Switched Socket Outlet,** skirting mounted, 10A, single pole, safety shutters, neons, suits ducting (156 x 45mm at centre).

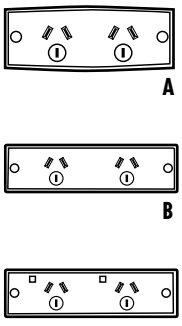

AUTOMATICALLY AND SPECIAL PURPOSE SWITCHED SOCKET OUTLETS

CLIPSAL
ELECTRICAL ACCESSORIES

AUTOMATICALLY SWITCHED SOCKET OUTLETS

Cat. No.	Length	Width	Depth	Mounting Centres
All products	97mm	43mm	29mm	84mm apart

10M	A	**Single Auto Switched Socket Outlet Mechanism,** 10A, single pole (available in Brown - BR, Grey - GR, White Electric - WE).
10MD	A	**Single Auto Switched Socket Outlet Mechanism,** 10A, double pole (available in Brown - BR, Grey - GR, White Electric - WE).
10MDS	A	**Single Auto Switched Socket Outlet Mechanism,** 10A, double pole with safety shutter (available in Brown - BR, White Electric - WE).
10MDLS	B	**Single Auto Switched Socket Outlet Mechanism,** 10A, round earth, double pole with safety shutter (available in White Electric - WE).
10MD15S	C	**Single Auto Switched Socket Outlet Mechanism,** 15A, double pole with safety shutter (available in White Electric - WE).
10MD20	D	**Single Auto Switched Socket Outlet Mechanism,** 20A, double pole (available in White Electric - WE).

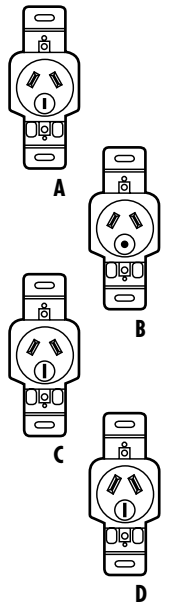

SPECIAL PURPOSE AUTOMATICALLY SWITCHED SOCKET OUTLETS

Cat. No.	Length	Width	Depth	Mounting Centres
10MP	43mm	42mm	33mm (Room protrusion - 3.5mm)	See mounting detail Pg. 38
10MDP, 10MDPL, 10MDP15	43mm	42mm	33mm (Room protrusion - 3.5mm)	See mounting detail Pg. 38

10MP	A	**Single Auto Switched Socket Outlet Mechanism,** 10A, single pole, panel mount (available in Brown - BR, Grey - GY, White Electric - WE). Fascia - 42mm Ø.
10MDP	B	**Single Auto Switched Socket Outlet Mechanism,** 10A, double pole, panel mount (available in Brown - BR, Grey - GY, White Electric - WE). Fascia - 42mm Ø.
10MDPL	C	**Single Auto Switched Socket Outlet Mechanism,** 10A, round earth, double pole, panel mount (available in Brown - BR, Grey - GY, White Electric - WE). Fascia - 42mm Ø.
10MDP15	D	**Single Auto Switched Socket Outlet Mechanism,** 15A, double pole, panel mount(available in Brown - BR, Grey - GY, White Electric - WE). Fascia - 42mm Ø.





415MP and 10MP Panel Mount Detail

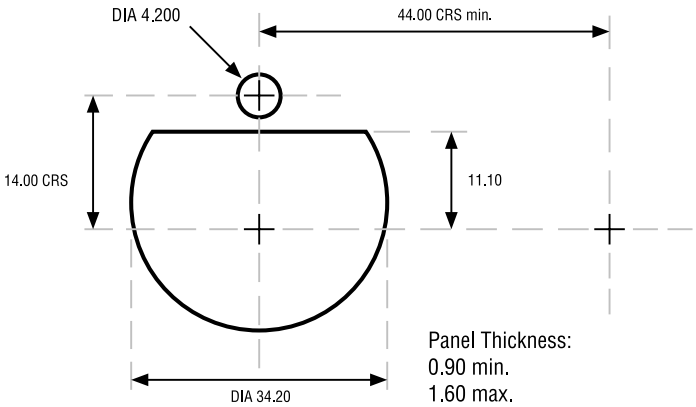

SPECIAL PURPOSE AUTOMATICALLY SWITCHED SOCKET OUTLETS (Continued)

SPECIAL PURPOSE AUTOMATICALLY SWITCHED SOCKET OUTLETS

Cat. No.	Length	Width	Depth	Mounting Centres
10MDLB, 10MDSLB, 10MDLSLB, 10MD15SLB, 10MD20LB	60mm	42mm	33mm	50mm apart
G10MDS	46mm	46mm	34mm	N/A
G10FMDS, G10FMD15S, G10FMDLS	74mm Ø		31mm	64mm apart

10MDLB	A	**Single Auto Switched Socket Outlet Mechanism,** 10A, double pole, less bracket (available in Grey - GY, Soft Grey - SG, White Electric - WE).
10MDSLB	A	**Single Auto Switched Socket Outlet Mechanism,** 10A, double pole with safety shutter, less bracket (available in Grey - GY, White Electric - WE).
10MDLSLB	B	**Single Auto Switched Socket Outlet Mechanism,** 10A, round earth, double pole, safety shutter, less bracket (available in White Electric - WE).
10MD15SLB	C	**Single Auto Switched Socket Outlet Mechanism,** 15A, double pole with safety shutter, less bracket (available in White Electric - WE).
10MD20LB	D	**Single Auto Switched Socket Outlet Mechanism,** 20A, double pole, less brackets (available in White Electric - WE).
G10MDS	E	**GEC Miniplug Mechanism,** 10A, double pole with safety shutter (available in Grey - GY, White Electric - WE).
G10FMDS	F	**GEC AF Series Mechanism,** 10A, double pole with safety shutter (available in Grey - GY, White Electric - WE).
G10FMD15S	G	**GEC AF Series Mechanism,** 15A, double pole with safety shutter (available in White Electric - WE).
G10FMDLS	H	**GEC AF Series Mechanism,** 10A, round earth with safety shutter (available in White Electric - WE).

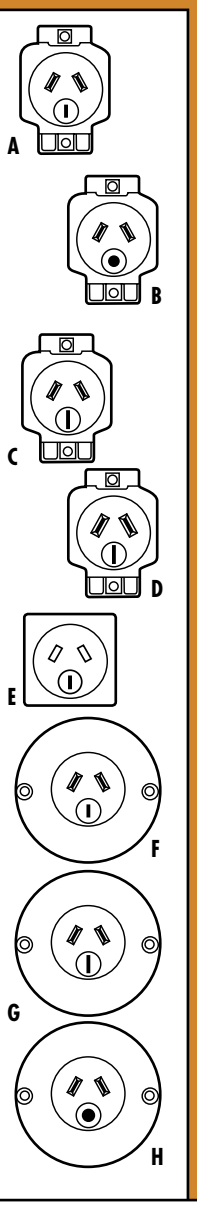



SKIRTING MOUNTED & TOGGLE SWITCHED SOCKET OUTLETS

CLIPSAL
ELECTRICAL ACCESSORIES

SKIRTING MOUNTED SIDE CONNECTING SOCKET OUTLETS

Cat. No.	Length	Width	Depth	Mounting Centres
12M	63mm	43mm	29mm	N/A
17M	90mm	43mm	29mm	N/A

12M	A	**Single Auto Switched Socket Outlet,** skirting mounted, side connecting 250V/10A, single pole (available in Black - BK, Grey - GY, Red - RD, Soft Grey - SG, White Electric - WE).
17M	B	**Single Switched Socket Outlet,** skirting mounted, side connecting, 250V/10A, single pole (available in Beige - BG, Black - BK, Brown - BR, Grey - GY, Red - RD, Soft Grey - SG, White Electric - WE).

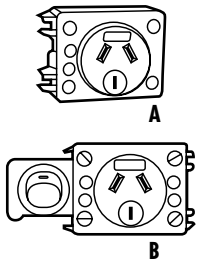

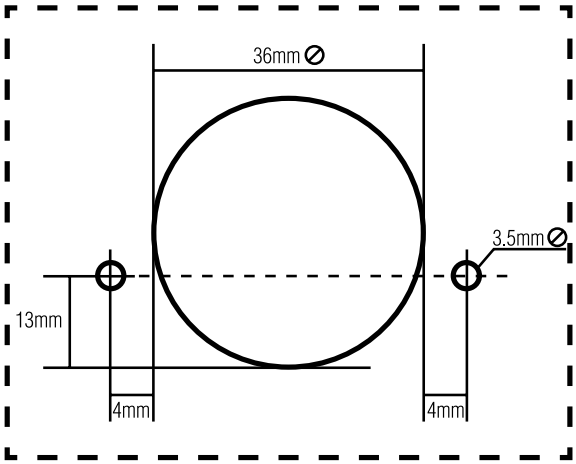

12M Cutout Template

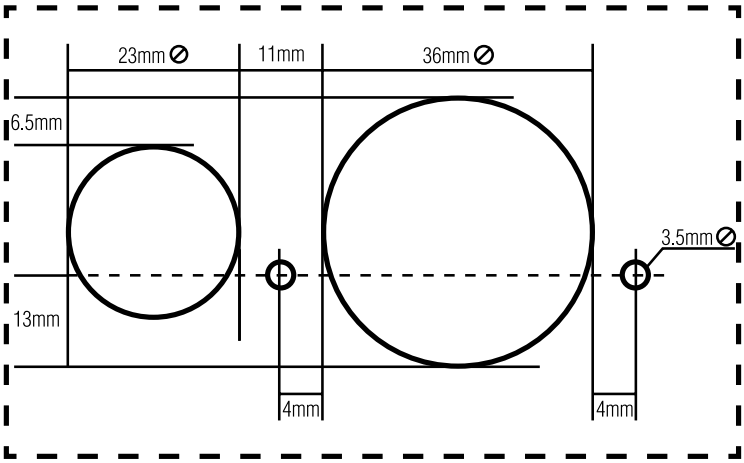

17M Cutout Template

Screws must be at least 15mm long with countersunk heads and fastened with nuts (for both 12M & 17M)

Toggle Switched Socket Outlets

Toggle switched socket outlets are a foundation product for Clipsal, as they have been around before the 30 Series mechanism was introduced. They operate similarly to the 30 Series mechanism, however they have a switch design which is more traditional.

STANDARD SIZE SINGLE TOGGLE SWITCHED SOCKET OUTLETS - HORIZONTALLY MOUNTED

Cat. No.	Length	Width	Depth	Mounting Centres
All products	115mm	70mm	15mm	84mm apart

42/20	A	**Single Switched Socket Outlet,** toggle switch, 250V/20A, single pole.
42/20N	B	**Single Switched Socket Outlet,** toggle switch, 250V/20A, single pole with safety shutter and neon.

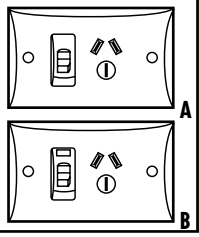

SINGLE TOGGLE NARROW ARCHITRAVE SIZE SWITCHED SOCKET OUTLETS - VERTICALLY MOUNTED

Cat. No.	Length	Width	Depth	Mounting Centres
All products	115mm	48mm	15mm	98mm apart

40	A	**Single Switched Socket Outlet,** toggle switch, 250V/10A, single pole (115 x 48mm at centre).
40D	A	**Single Switched Socket Outlet,** toggle switch, 250V/10A, double pole (115 x 48mm at centre).

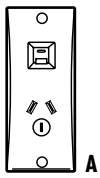

UNSWITCHED SOCKET OUTLETS

Unswitched Socket Outlets

Unswitched Socket Outlets are reliable products which have a strong history. They are usually mounted flush against panels or enclosures and are specialised, in that most Unswitched Socket Outlets are not available in Standard Range flush plates.

UNSWITCHED SOCKET OUTLETS

Cat. No.	Length	Width	Depth	Mounting Centres
405, 405/32, 415, 415L, 415/110, 415/15	96mm	42mm	33mm (Room protrusion of 3.5mm)	84mm apart
415MP, 415MP15, 415MPL	43mm	42mm	33mm (Room protrusion of 3.5mm)	See mounting detail Pg. 38
426, 426L, 426/15	66mm Ø		24mm	50mm apart

405	A	**Single Auto Switched Socket Outlet,** 250V/10A, 2 pin parallel (available in Brown - BR, Grey - GY, White Electric - WE). Fascia - 42mm Ø.
405/32	B	**Single Auto Switched Socket Outlet,** 32V/15A, 2 pin polarised, extra low voltage (available in Brown - BR, Grey - GY, White Electric - WE). Fascia - 42mm Ø.
415	C	**Single Auto Switched Socket Outlet,** 250V/10A, 3 pin (available in Brown - BR, Grey - GY, White Electric - WE). 42mm Ø fascia.
415L	D	**Single Auto Switched Socket Outlet,** 250V/10A, 3 pin, round earth pin (available in Brown - BR, Grey - GY, White Electric - WE). Fascia - 42mm Ø.
415/110	E	**Single Auto Switched Socket Outlet,** 110V/10A, 3 pin, 2 round live pins (available in Black - BK, Brown - BR, Grey - GY, White Electric - WE). Fascia - 42mm Ø.
415/15	F	**Single Auto Switched Socket Outlet,** 250V/15A, 3 pin, (available in Brown - BR, Grey - GY, White Electric - WE). Fascia - 42mm Ø.
415MP	G	**Single Auto Switched Socket Outlet,** 250V/10A, 3 pin, panel mount (available in Black -BK, White Electric - WE). Fascia - 42mm Ø.
415MP15	H	**Single Auto Switched Socket Outlet,** 250V/15A, 3 pin, panel mount (available in Black -BK, White Electric - WE). Fascia - 42mm Ø.
415MPL	I	**Single Auto Switched Socket Outlet,** 250V/10A, 3 pin, round earth, panel mount (available in Black -BK, White Electric - WE). Fascia - 42mm Ø.
426	J	**Single Auto Switched Socket Outlet,** 250V/10A, 3 pin, suits round J-Box (available in Brown - BR, Grey - GY, White Electric - WE).
426L	K	**Single Auto Switched Socket Outlet,** 250V/10A, 3 pin, round earth pin, suits round J-Box (available in Brown - BR, Grey - GY, White Electric - WE).
426/15	L	**Single Auto Switched Socket Outlet,** 32V/15A, 3 pin, suits round J-Box (available in White Electric - WE).





*** Please note:- For Mounting Accessory suggestions, refer to your Clipsal Representative.**

415MP and 10MP Panel Mount Detail

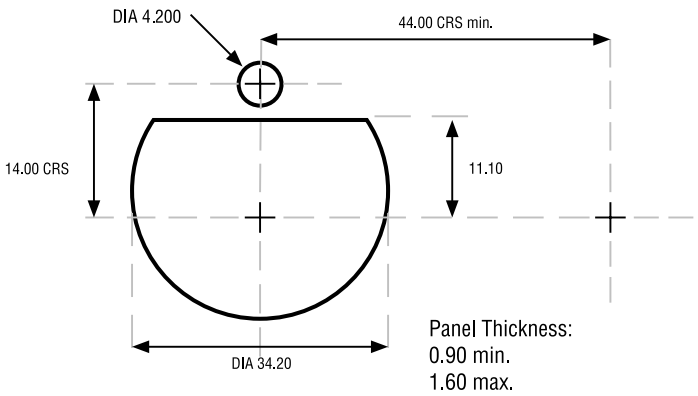

WILCO & CLOCK CONNECTION ACCESSORIES

CLIPSAL ELECTRICAL ACCESSORIES

WILCO SOCKET OUTLETS (GREY ONLY)

Cat. No.		Length	Width	Depth	Mounting Centres
All products		96mm	42mm	28mm	84mm apart
FOS106	A	**Single Automatically Switched Socket Outlet,** 250V/10A, 3 flat pins.			
FOS106R	B	**Single Automatically Switched Socket Outlet,** 250V/10A, 3 pin, round earth pin.			
FOS106/2R	C	**Single Automatically Switched Socket Outlet,** 110V/10A, 3 pin, 2 round live pins.			
FOS106/15	D	**Single Automatically Switched Socket Outlet,** 250V/15A, 3 flat pins.			
FOS105T	E	**Single Automatically Switched Socket Outlet,** 2 flat polarised, extra low voltage.			

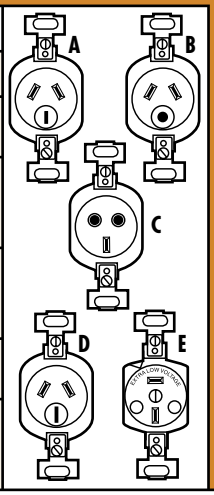

FOS106

FOS106/2R

All models available less lugs (add 'LL' to cat. no.).
All models are available in Grey - GY only.

ELECTRIC CLOCK CONNECTION ACCESSORIES

Cat. No.		Length	Width	Depth	Mounting Centres
408/3, 408/3A, 408/4		106mm	59mm	25mm	84mm apart
409/3, 409/3A, 409/4		48mm	35mm	16.5mm	N/A
408/3	A	**Clock Point Recessed Socket,** 250V/5A, 50Hz, 3 pin.			
408/3A	B	**Clock Point Recessed Socket,** 3 pin, suitable for other than 250V/50Hz.			
408/4	C	**Clock Point Recessed Socket,** 250V/15A, 4 pin.			
409/3	D	**Clock Point Plug,** 250V/5A, 50Hz, 3 pin.			
409/3A	E	**Clock Point Plug,** 3 pin, suitable for other than 250V/50Hz.			
409/4	F	**Clock Point Plug,** 250V/5A, 50Hz, 4 pin.			

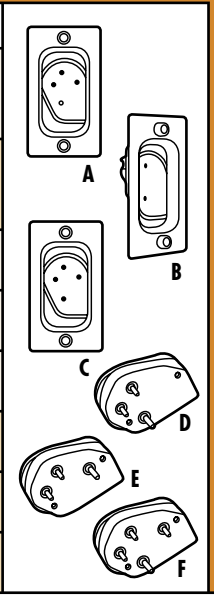

408/3

408/3A

409/3

409/4

*** Please note:- For Mounting Accessory suggestions, refer to your Clipsal Representative.**

SWITCHED SOCKET OUTLETS

SWITCHED SOCKET OUTLETS

CLIPSAL
ELECTRICAL ACCESSORIES

The Standard Range offers a huge variety of Switched Socket Outlets. Available in 10 and 15A ratings, vertical and horizontal formats, they also come with a number of options such as neons, extra switches and safety shutters, not to mention two-piece base versions and more. Also available are large format, intermediate and skirting mounted versions.

All terminal screws face the same direction and are backed off for easy cable insertion. Socket terminal bores are 5.5mm.

Switched Socket Outlets are manufactured in accordance with AS/NZ 3100, AS/NZ 3112, AS/NZ 3133 and other relevant Australian and New Zealand Standards, and comply with all relevant Wiring Rules and Electrical Authorities' requirements.

Double Pole Switched Socket Outlets

The safety features of double pole switched sockets has led to them becoming an integral part of electrical accessories in recent times. Standard Range double pole switched socket outlets enable marine craft, caravan and mobile home manufacturers to install double pole switched sockets in their boats, vans and homes to comply with AS/NZS3000 requirements.

STANDARD SIZE SINGLE SWITCHED SOCKET OUTLETS - HORIZONTALLY MOUNTED

Cat. No.	Length	Width	Depth	Mounting Centres
15 Series	115mm	73mm	14mm	84mm apart
15DD Series	115mm	73mm	33mm	84mm apart

15	A	**Single Switched Socket Outlet,** 250V/10A.
15S	A	**Single Switched Socket Outlet,** 250V/10A, with safety shutter.
15N	B	**Single Switched Socket Outlet,** 250V/10A, with safety shutter and neon.
15D	A	**Single Switched Socket Outlet,** 250V/10A, double pole.
15D15	C	**Single Switched Socket Outlet,** 250V/15A, double pole.
15DN	B	**Single Switched Socket Outlet,** 250V/10A, double pole with safety shutter and neon.
15DD	D	**Single Switched Socket Outlet,** 250V/10A, double pole, deep plate.
15DDN	E	**Single Switched Socket Outlet,** 250V/10A, double pole, deep plate, safety shutter and neon.
15DX	F	**Single Switched Socket Outlet,** 250V/10A, double pole with removable extra switch.
15/15	G	**Single Switched Socket Outlet,** 250V/15A.
15/15S	G	**Single Switched Socket Outlet,** 250V/15A, with safety shutter.
15/15N	H	**Single Switched Socket Outlet,** 250V/15A, with safety shutter and neon.
15L	I	**Single Switched Socket Outlet,** 250V/10A, round earth pin.
15LN	J	**Single Switched Socket Outlet,** 250V/10A, round earth pin, neon and safety shutter.
15X	K	**Single Switched Socket Outlet,** 250V/10A, with removable extra switch.
15XS	K	**Single Switched Socket Outlet,** 250V/10A, with removable extra switch and safety shutter.
15XN	L	**Single Switched Socket Outlet,** 250V/10A, with removable extra switch, neon and safety shutter.
15XX	M	**Single Switched Socket Outlet,** 250V/10A, with two removable extra switches.

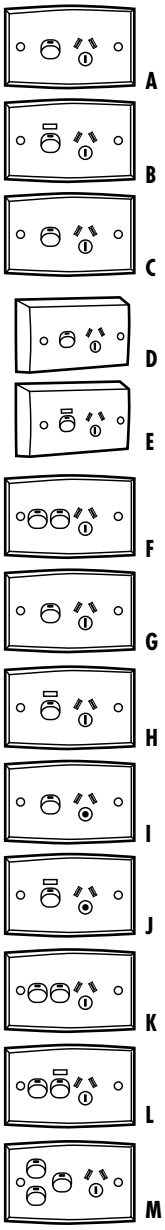

15

15N

15DD

15DDN

15/15N

15L

15X

15XX

TWIN SWITCHED SOCKET OUTLETS- HORIZONTALLY MOUNTED

STANDARD SIZE TWIN SWITCHED SOCKET OUTLETS - HORIZONTALLY MOUNTED

Cat. No.	Length	Width	Depth	Mounting Centres
All products	115mm	73mm	16mm	84mm apart

25	A	**Twin Switched Socket Outlet,** 250V/10A.
25S	A	**Twin Switched Socket Outlet,** 250V/10A with safety shutters.
25N	D	**Twin Switched Socket Outlet,** 250V/10A with neons and safety shutters.
25D	B	**Twin Switched Socket Outlet,** 250V/10A, double pole.
25D15	C	**Twin Switched Socket Outlet,** 250V/15A, double pole.
25/15	E	**Twin Switched Socket Outlet,** 250V/15A.
25/15S	E	**Twin Switched Socket Outlet,** 250V/15A, with safety shutters.
25/15N	F	**Twin Switched Socket Outlet,** 250V/15A, with neons and safety shutters.
25/1510	G	**Twin Switched Socket Outlet,** 250V/15A and 10A.
25L	H	**Twin Switched Socket Outlet,** 250V/10A, round earth pin.
25X	I	**Twin Switched Socket Outlet,** 250V/10A with extra one way switch.
25XS	I	**Twin Switched Socket Outlet,** 250V/10A, extra one way switch and safety shutters.
MF25X	J	**Twin Switched Socket Outlet,** 250V/10A, marked with "FAN" on extra switch.
ML25X	K	**Twin Switched Socket Outlet,** 250V/10A, marked with "LIGHT" on extra switch.
25XA	L	**Twin Switched Socket Outlet,** 250V/10A with removable extra switch.
25XAN	M	**Twin Switched Socket Outlet,** 250V/10A, removable extra switch, neons and safety shutters.
25XD	I	**Twin Switched Socket Outlet,** 250V/10A, double pole and removable extra switch.

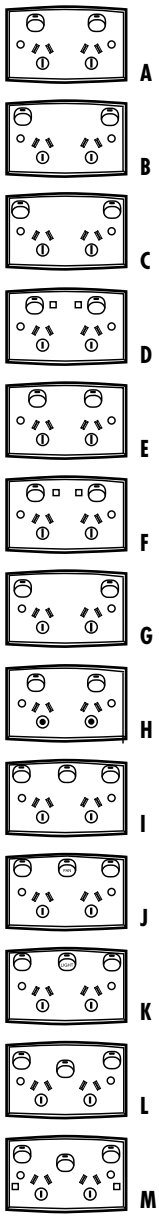

SINGLE & TWIN SWITCHED SOCKET OUTLETS - VERTICALLY MOUNTED

CLIPSAL
ELECTRICAL ACCESSORIES

STANDARD SIZE SINGLE SWITCHED SOCKET OUTLETS - VERTICALLY MOUNTED

Cat. No.	Length	Width	Depth	Mounting Centres
All products	115mm	73mm	14mm	84mm apart

15V	A	**Single Switched Socket Outlet,** 250V/10A.
15VS	A	**Single Switched Socket Outlet,** 250V/10A with safety shutters.
15VN	B	**Single Switched Socket Outlet,** 250V/10A with safety shutters and neon.
15V15	C	**Single Switched Socket Outlet,** 250V/15A.
15V15N	D	**Single Switched Socket Outlet,** 250V/15A with safety shutters and neon.
15VX	E	**Single Switched Socket Outlet,** 250V/10A with removable extra switch.
15VXS	E	**Single Switched Socket Outlet,** 250V/10A with safety shutters and removable extra switch.
15VXN	F	**Single Switched Socket Outlet,** 250V/10A with safety shutters, neon and removable extra switch.
15VXX	G	**Single Switched Socket Outlet,** 250V/10A with two removable extra switches.

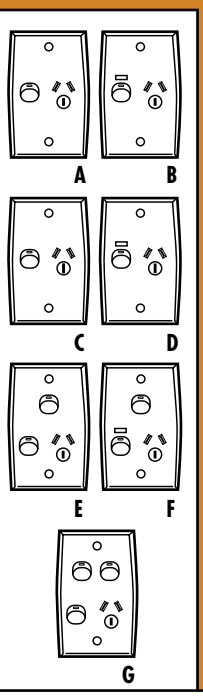

15V

15V15N

15VXX

STANDARD SIZE TWIN SWITCHED SOCKET OUTLETS - VERTICALLY MOUNTED

Cat. No.	Length	Width	Depth	Mounting Centres
15/2V, 15/2VS, 15/2VN, 15D2V,	115mm	73mm	14mm	84mm apart
15DD2V	133mm	83mm	37mm	97mm
25V, 25VXA	115mm	73mm	16mm	84mm apart

15/2V	A	**Twin Switched Socket Outlet,** 250V/10A, two piece base.
15/2VS	A	**Twin Switched Socket Outlet,** 250V/10A with safety shutters, two piece base.
15/2VN	B	**Twin Switched Socket Outlet,** 250V/10A with neons and safety shutters, two piece base.
15D2V	A	**Twin Switched Socket Outlet,** 250V/10A, double pole, two piece base.
15DD2V	C	**Twin Switched Socket Outlet,** 250V/10A, double pole with deep plate, two piece base.
25V	D	**Twin Switched Socket Outlet,** 250V/10A.
25VXA	E	**Twin Switched Socket Outlet,** 250V/10A with removable extra switch.

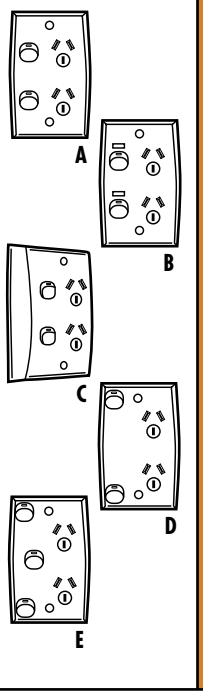

15/2V

15DD2V

25V

SKIRTING MOUNTED & INTERMEDIATE SWITCHED SOCKET OUTLETS

SKIRTING MOUNTED SINGLE SWITCHED SOCKET OUTLETS

Cat. No.	Length	Width	Depth	Mounting Centres
All products	98mm	45mm	14mm	78mm apart

16	A	**Single Switched Socket Outlet,** skirting mounted, 250V/10A with safety shutter (98 x 45mm at centre).
16N	B	**Single Switched Socket Outlet,** skirting mounted, 250V/10A with safety shutter and neon (98 x 45mm at centre).
16F	C	**Single Switched Socket Outlet,** skirting mounted, 250V/10A, in line terminals (98 x 45mm at centre).
16/15	D	**Single Switched Socket Outlet,** skirting mounted, 250V/15A (98 x 45mm at centre).
16X	E	**Single Switched Socket Outlet,** skirting mounted, 250V/10A with removable extra switch (125 x 45mm at centre).
16D	A	**Single Switched Socket Outlet,** skirting mounted, 250V/10A, double pole (98 x 45mm at centre).

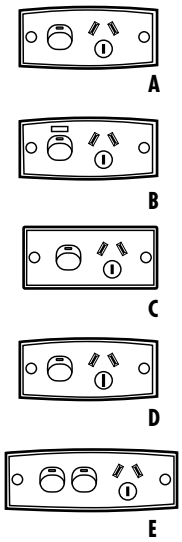

SKIRTING MOUNTED TWIN SWITCHED SOCKET OUTLETS

Cat. No.	Length	Width	Depth	Mounting Centres
16/2 Series	168mm	45mm	18mm	145mm apart
16/2M Series	156mm	44mm	18mm	136mm apart

16/2	A	**Twin Switched Socket Outlet,** skirting mounted, 250V/10A (168 x 45mm).
16/2S	A	**Twin Switched Socket Outlet,** skirting mounted, 250V/10A, with safety shutters (168 x 45mm).
16/2N	B	**Twin Switched Socket Outlet,** skirting mounted, 250V/10A, with neons and safety shutters (168 x 45mm).
16/2F	C	**Twin Switched Socket Outlet,** skirting mounted, 250V/10A, with straight sides.
16/2MF	D	**Twin Switched Socket Outlet,** skirting mounted, 250V/10A, suits ducting (156 x 44mm).
16/2MF1510	E	**Twin Switched Socket Outlet,** skirting mounted, 250V/15A & 10A, suits ducting (156 x 44mm).
16/2MFD	D	**Twin Switched Socket Outlet,** skirting mounted, 250V/10A, double pole.

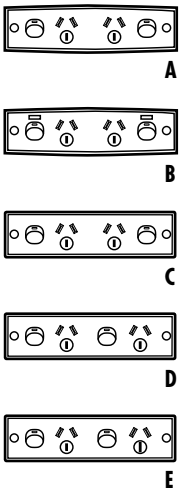



INTERMEDIATE SINGLE SWITCHED SOCKET OUTLETS - HORIZONTALLY MOUNTED

Cat. No.	Length	Width	Depth	Mounting Centres
14	115mm	61mm	13mm	84mm apart

14	A	**Single Switched Socket Outlet,** intermediate size, 250V/10A, horizontal.

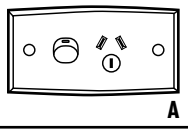

LARGE FORMAT & PROTECTED SWITCHED SOCKET OUTLETS

CLIPSAL
ELECTRICAL ACCESSORIES

LARGE FORMAT SIZE SINGLE SWITCHED SOCKET OUTLETS - HORIZONTALLY MOUNTED

Cat. No.	Length	Width	Depth	Mounting Centres
All products	115mm	115mm	14mm	84 x 46mm
15/2	A	**Single Switched Socket Outlet,** large format, 250V/10A, single pole.		
15/2S	A	**Single Switched Socket Outlet,** large format, 250V/10A, single pole with safety shutter.		
15/2N	B	**Single Switched Socket Outlet,** large format, 250V/10A, single pole with safety shutter and neon.		

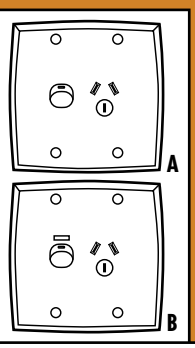

15/2

15/2N

LARGE FORMAT SIZE TWIN SWITCHED SOCKET OUTLETS - VERTICALLY MOUNTED

Cat. No.	Length	Width	Depth	Mounting Centres
All products	115mm	115mm	11mm	84 x 46mm
25/2V	A	**Twin Switched Socket Outlet,** 250V/10A (115 x 115mm).		
25/2VS	A	**Twin Switched Socket Outlet,** 250V/10A with safety shutters (115 x 115mm).		
25/2VN	B	**Twin Switched Socket Outlet,** 250V/10A with neons and safety shutters (115 x 115mm).		

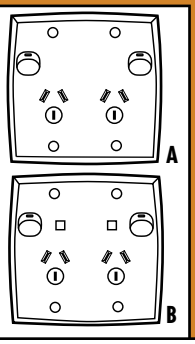

25/2V

25/2VN

LARGE FORMAT SIZE TWIN SWITCHED SOCKET OUTLETS - HORIZONTALLY MOUNTED

Cat. No.	Length	Width	Depth	Mounting Centres
23	145mm	86mm	15mm	120mm apart
23	A	**Twin Switched Socket Outlet,** large format, 250V/10A.		

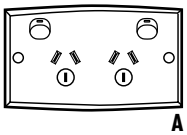

23

Protected Switched Socket Outlets

Electricity brings with it the life threatening danger of electrocution, and accidents do occur. Clipsal Residual Current Devices are renowned for being at the forefront of RCD technology. The 15/15EL and 25EL Series are RCD protected single and twin socket outlets that provide a simple method of individual circuit protection for your safety.

They simply replace existing socket outlets and work by protecting not only their own outlet(s) but all 'downstream' outlets on the same circuit. If a fault occurs, power will be cut in less than 40 milliseconds. The 10mA versions are most commonly used in hospitals and similar locations, whereas the 30mA versions are used in homes and offices.

Surge protection is ideal for protecting electronic devices (computers, TVs, stereos) from damage against harsh surge and spike voltages that can occur on the mains supply to the premises. They could save you thousands of dollars protecting expensive electronic equipment. Please refer to the top of the next page for technical information and dimensions for this range.

SAFETY, COOKER SOCKET & PLUG AND UNIVERSAL SHAVER OUTLETS

PROTECTED SOCKET OUTLETS

Cat. No.	Length	Width	Depth	Mounting Centres
Earth Leakage Protected Outlets	116mm	74mm	30mm	84mm apart
25SF	115mm	73mm	plate - 17mm wall recess - 23mm	84mm apart

15/15EL10	A	**Single Switched Socket Outlet,** 250V/15A, with RCD, 10mA.
15/15EL30	A	**Single Switched Socket Outlet,** 250V/15A, with RCD, 30mA.
25EL10	B	**Twin Switched Socket Outlet,** 250V/10A, with RCD, 10mA.
25EL30	B	**Twin Switched Socket Outlet,** 250V/10A, with RCD, 30mA.
25ELSB	C	**Spacer Block,** (L122 x W83 x H30mm).
25SF	D	**Twin Switched Socket Outlet,** 250V/10A, surge protected, (L115 x W73 x H16mm).
25SFM	E	**Surge Filter Mechanism** , 250V/10A

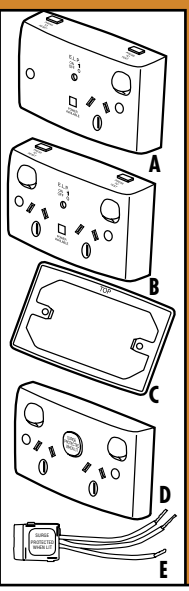

Cooker Socket Outlet and Plug

The Cooker Socket Outlet and plug are used so that the stove in a new home can be plugged in by the end user at the last stages of development rather than hard wired by the electrician. This is so that the stove is not a 'sitting duck' in a new home during development for thieves to steal. When maintenance or cleaning is required, it also means that the stove can be unplugged safely.

COOKER SOCKET OUTLET AND PLUG

Cat. No.	Length	Width	Depth	Mounting Centres
31VCS	115mm	73mm	11mm	84mm apart

800CL	A	**1.8m, 4mm^2 Cord,** with 250V/32A 3 pin plug.
31VCS	B	**3 Pin Cooker Socket on Standard Plate,** 250V/32A (suits 800CL).

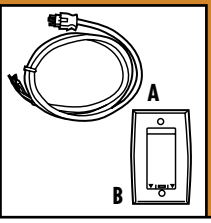

Universal Shaver Outlets

Universal Shaver Outlets are used in hotels where international customers require different voltage outlets and an outlet to plug their shavers into. These are superb products for hotels.

UNIVERSAL SHAVER OUTLET

Cat. No.	Length	Width	Depth	Mounting Centres
727	258mm	73mm	17mm	230 x 40mm
727H	184mm	85mm	18mm	152mm
727V	184mm	85mm	18mm	152mm

727	A	**Universal Shaver Outlet,** Dual Voltage, 240V - 110V.
727H	B	**Universal Shaver Outlet,** Dual Voltage, 240V - 110V (horizontal mount).
727V	C	**Universal Shaver Outlet,** Dual Voltage, 240V - 110V (vertical mount).

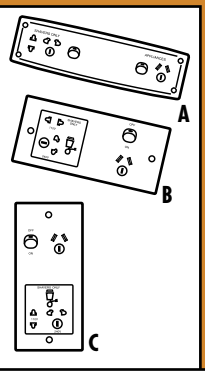

CLIPSAL
ELECTRICAL ACCESSORIES

TV Antenna Connection Accessories

Computers and fax machines are now an everyday part of our lives, not only in the office, but also in our homes. The Standard Range includes TV and communications accessories for every application.

75 Ohm Coaxial Sockets

There are four 75 Ohm coaxial TV sockets available in Standard Range gridplates. Each provides a secure connection to antenna cables to ensure optimum reception.

Included in the range is a two gang plate with a TV/FM splitter between TV and radio or other signals to be divided amongst different receivers.

Also included in the Standard Range of telecommunications' accessories is a gridplate that enables easy installation of printed circuit boards.

TV ANTENNA CONNECTION ACCESSORIES

Cat. No.	Length	Width	Depth	Mounting Centres
All products	115mm	73mm	11mm	84mm apart

31VTVA	A	**1 Gang Standard Pattern Television Assembly.**
31VTV75	B	**TV Antenna Socket in Standard Plate,** 75 Ohm.
31TVF	C	**"PAY TV" Antenna Socket,** in standard size plate.
32TVACFF	D	**"PAY TV/FTA TV" with a.c. Isolation.**
32TVFF	E	**"PAY TV/FTA TV" with F Type Connection.**
32TVSF	F	**"PAY TV/FTA TV" Screw Coaxial Connection.**
31VTV75ACF	G	**TV Socket with 3kcV a.c. Isolation,** 75 Ohm in standard size plate.
31VTV75F	H	**TV Socket with F Type Connection,** 75 Ohm in standard size plate.
32VTV75FM	I	**TV-FM Splitter,** in standard size plate.

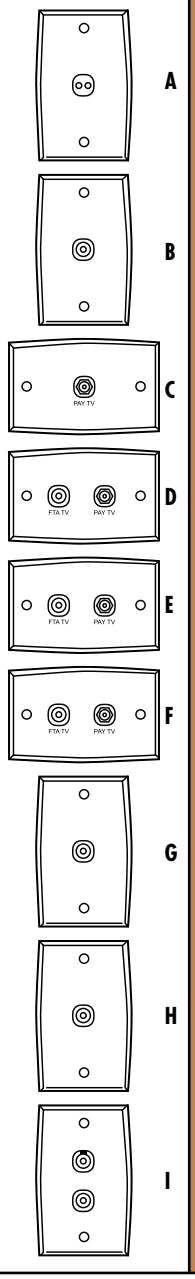

31VTVA

31TVF

32TVFF

32VTV75FM

TV CONNECTION SOCKETS, PLUGS & TERMINATORS AND ACCESSORIES

CONNECTION SOCKETS, PLUGS AND TERMINATORS

Cat. No.	Length	Width	Depth	Mounting Centres
30TV75P, 30TV75CS	33mm	11mm	11mm	N/A
30TV75C, 30TV75C1, 30TV75T	18mm	17mm	17mm	N/A

30TV75P	A	**Coaxial Cable Plug,** 75 Ohm.
30TV75CS	B	**TV Antenna Connection Socket,** 75 Ohm.
30TV75C	C	**Coaxial RG59 Cable Connection Plug,** 75 Ohm (screw type).
30TV75C1	D	**Coaxial RG9 Cable Connection Plug,** 75 Ohm (screw type).
30TV75T	E	**Terminator,** suits screw type sockets.

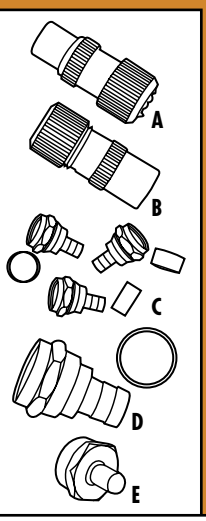

SURFACE MOUNTING CONNECTION ACCESSORY

Cat. No.	Length	Width	Depth	Mounting Centres
30TV75S	54mm	29mm	25mm	N/A

30TV75S	A	**Coaxial Cable Surface Socket,** 75 Ohm.

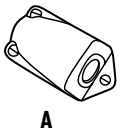

TV ANTENNA MECHANISMS AND FLY LEADS

CLIPSAL
ELECTRICAL ACCESSORIES

ANTENNA MECHANISMS

Cat. No.	Length	Width	Depth	Mounting Centres
30PFM	22mm	22mm	26mm	N/A
30TVM	22mm	22mm	19mm	N/A
30TVFM	21mm	21mm	19mm	N/A
30TV75M	22mm	22mm	38mm	N/A
30TV75MF	22mm	22mm	35mm	N/A
30TV75MACF	22mm	22mm	33mm	N/A
30TV75MS	22mm	22mm	28mm	N/A

30PFM	A	**"F" Type Connection,** 75 Ohm suits "PAY TV".
30TVM	B	**TV Socket,** 300 Ohm type (rear clip).
30TVFM	C	**TV Socket,** 300 Ohm type (front clip).
30TV75M	D	**TV Antenna Socket,** 75 Ohm, suits 30 series plates.
30TV75MF	E	**TV Antenna Socket,** 75 Ohm, with "F" type connection.
30TV75MACF	F	**TV Antenna Socket,** 75 Ohm, with 3kV a.c. isolation.
30TV75MS	G	**TV Antenna Socket,** 75 Ohm (screw fixing, solderless).

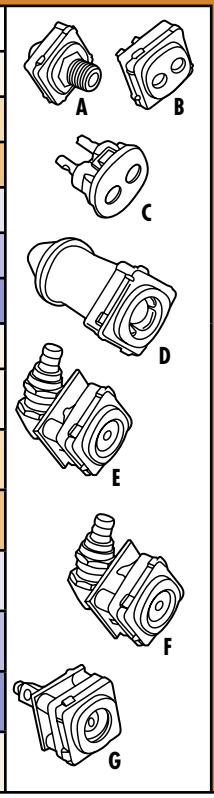

30PFM

30TV75M

30TV75MACF

30TV75MS

Fly Leads

Fly leads are loose, floating cable as opposed to being hard wired, meaning that they are 'free and floating' to allow them to be attached between two points.

FLY LEADS

Cat. No.		Description
3105FL118MW	A	**Male to Male Fly Lead,** 1.8M.
3105FL118FW	B	**Male to Female Fly Lead,** 1.8M.

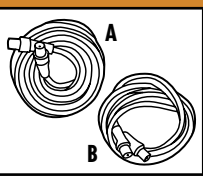

3105FL118MW

CHEMICAL RESISTANT STANDARD INDUSTRIAL RANGE

CHEMICAL RESISTANT STANDARD INDUSTRIAL RANGE

CLIPSAL
ELECTRICAL ACCESSORIES

Improved Chemical Resistance

The majority of Clipsal products are manufactured from polycarbonate, which provides excellent performance across a broad spectrum of specific applications. However, the high standards of hygiene required in hospitals and food related industries sometimes involve the use of harsh chemicals which can degrade polycarbonate.

To address these problems, Clipsal have worked closely with their material suppliers to develop an alloy resistant to these chemicals and with only a minimal reduction in impact strength.

The Standard Industrial Range is limited at this time to 16 products and 2 colours. Resistant White (RW) has been colour matched to standard White Electric. Resistant Soft Grey (RS) has been matched to standard Soft Grey.

Standard Industrial Range products are identifiable by a small symbol on the front of the plate. The 'CR' is for Chemical Resistant and the numeral '1' identifies the material. If other materials come into use at a later time for different applications, different numerals will be used.

To order Standard Industrial Range products use standard product codes and specify Resistant White (RW) or Resistant Soft Grey (RS). All ratings and specifications are the same as the corresponding product in the Standard Range.

CHEMICAL RESISTANT STANDARD INDUSTRIAL RANGE

Cat. No.	Length	Width	Depth	Mounting Centres
31VA, 32VA, 33VA, 34VA, 35VA, 36VA, 31VX	115mm	73mm	11mm	84mm apart
15, 15X, 15/15, 15V, 25V	115mm	73mm	14mm	84mm apart
25, 25XA	115mm	73mm	16mm	84mm apart
449A	122mm	78mm	32mm	84mm apart
449ASD	116mm	73mm	14mm	84mm apart

31VA	A	**Flush Plate,** with 1 x 30M mechanism in vertical format.
32VA	B	**Flush Plate,** with 2 x 30M mechanism in vertical format.
33VA	C	**Flush Plate,** with 3 x 30M mechanism in vertical format.
34VA	D	**Flush Plate,** with 4 x 30M mechanism in vertical format.
35VA	E	**Flush Plate,** with 5 x 30M mechanism in vertical format.
36VA	F	**Flush Plate,** with 6 x 30M mechanism in vertical format.
31VX	G	**Blank Flush Plate.**
15	H	**Single Switched Socket Outlet,** 250V/10A, horizontal mounting.
15X	I	**Single Switched Socket Outlet,** 250V/10A, with extra switch, horizontal mounting.
15/15	J	**Single Switched Socket Outlet,** 250V/15A, horizontal mounting.
15V	K	**Single Switched Socket Outlet,** 250V/10A, vertical mounting.
25V	L	**Twin Switched Socket Outlet,** 250V/10A, single base, vertical mounting.
25	M	**Twin Switched Socket Outlet,** 250V/10A, horizontal mounting.
25XA	N	**Twin Switched Socket Outlet,** 250V/10A, with extra switch, horizontal mounting.
449A	O	**1 Gang Mounting Block,** suits all flush plates with 115 x 73mm and 84mm centres.
449ASD	P	**14mm Spacer,** for standard pattern accessories, with 84mm centres, four mounting holes in centre.

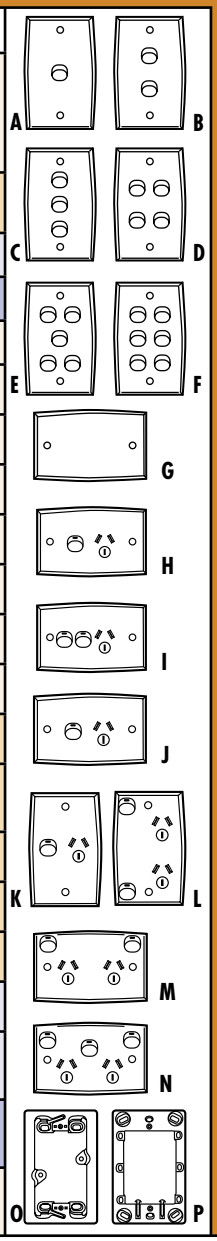

31VA

33VA

31VX

15

251


449ASD

CHEMICAL RESISTANT STANDARD INDUSTRIAL RANGE (Continued)

CHEMICAL COMPARISONS		
Product Type (colour)	**Standard Polycarbonate Colours**	**Resistant White / Resistant Soft Grey**
Acids		
Weak Solutions		
Hydrochloric 10%	EXCELLENT	EXCELLENT
Nitric 10%	EXCELLENT	EXCELLENT
Concentrate		
Sulphuric 100%	POOR	POOR
Alkalis		
Weak Solutions		
Sodium Hydroxide 10% (Caustic Soda)	POOR	GOOD
Concentrate		
Potassium Hydroxide 100%	POOR	POOR
Automotive		
Petroleum	POOR	EXCELLENT
Lubricating Oils	POOR	EXCELLENT
Hydraulic Oil	POOR	EXCELLENT
Solvents		
Aliphatic Hydrocarbons (Alkanes)		
Methane	EXCELLENT	EXCELLENT
Propane	EXCELLENT	EXCELLENT
Alcohols		
Ethylene Glycol	EXCELLENT	EXCELLENT
Glycerol (Glycerin)	FAIR	GOOD
Methyl Alcohol (Methanol)	POOR	GOOD
Ethyl Alcohol (Ethanol)	EXCELLENT	EXCELLENT
Amines		
Aniline	POOR	POOR
Aromatic Hydrocarbons		
Methyl Benzene	POOR	GOOD
Xylene	POOR	GOOD
Ethers		
Dimethyl Ethyl	EXCELLENT	EXCELLENT
Ketones		
Acetone	POOR	FAIR
Acetophenone	POOR	FAIR
Ethyl Methyl Ketone	POOR	FAIR

CHEMICAL RESISTANT STANDARD INDUSTRIAL RANGE (Continued)

CLIPSAL
ELECTRICAL ACCESSORIES

CHEMICAL COMPARISONS		
Product Type (colour)	**Standard Polycarbonate Colours**	**Resistant White / Resistant Soft Grey**
Miscellaneous		
Detergent	EXCELLENT	EXCELLENT
Inorganic Salts		
Magnesium Sulphate	EXCELLENT	EXCELLENT
Oxidising Agents		
Weak Solution		
Sodium Hypochlorite 5%	EXCELLENT	EXCELLENT
Strong Solution		
Hydrogen Peroxide 30%	EXCELLENT	EXCELLENT
Water		
Ambient	EXCELLENT	EXCELLENT
Hot> 60°C	EXCELLENT	GOOD
Steam	POOR	POOR

This table should be used as a guide only. Any end user should test to evaluate the suitability of any chemical, with any plastic.

EXCELLENT	Recommended; no adverse effects after extended exposure.
GOOD	Acceptable; minimal loss of mechanical properties after long periods of exposure.
FAIR	Marginal acceptability; loss of mechanical properties after long periods of exposure.
POOR	Not recommended for use.

PROTECTED SWITCHED SOCKET OUTLETS

Where power is required in Commercial and Industrial applications, the Clipsal Protected Switched Socket range is the perfect product. Built tough to last, and in a number of configurations to suit your needs, this range stands the test of time.

The range is available in zinc die cast and you will find matching switch outlets on page 31.

Please see the table below for details on the full range, including dimensional specifications.

PROTECTED SWITCHED SOCKET OUTLETS - 10A

Cat. No.	Length	Width	Depth	Mounting Centres
PC110, PC110-2FR, PC110-2RF, PC110-N	100mm	79mm	50mm	82mm apart
PC110V-2, PC110V-2-DP,	142mm	102mm	50mm	84 x 82mm apart

PC110	A	**Protected Switched Socket Outlet,** 250V/10A, zinc die cast, 3 flat sockets.
PC110-2FR	B	**Protected Switched Socket Outlet,** 250V/10A, zinc die cast, 2 flat, 1 round socket.
PC110-2RF		**Protected Switched Socket Outlet,** 250V/10A, zinc die cast, 2 round, 1 flat socket.
PC110-N	D	**Protected Switched Socket Outlet,** 250V/10A, zinc die cast, 3 flat sockets, with neon.
PC110V-2	E	**Protected Switched Socket Outlet,** 250V/10A, zinc die cast, 3 flat sockets, vertical mount, 2 gang.
PC110V-2-DP	E	**Protected Switched Socket Outlet,** 250V/10A, zinc die cast, 3 flat sockets, vertical mount, 2 gang, double pole.

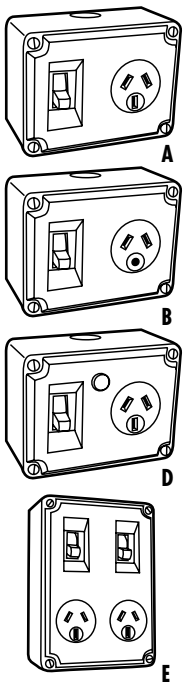

PROTECTED SWITCHED SOCKET OUTLETS - 15A

Cat. No.	Length	Width	Depth	Mounting Centres
PC115, PC115-N	101mm	79mm	50mm	82mm apart
PC115V-2	141mm	102mm	50mm	84 x 86mm apart

PC115	A	**Protected Switched Socket Outlet,** 250V/15A, zinc die cast, 3 flat sockets.
PC115-N	B	**Protected Switched Socket Outlet,** 250V/15A, zinc die cast, 3 flat sockets, with neons.
PC115V-2	C	**Protected Switched Socket Outlet,** 250V/15A, zinc die cast, 3 flat sockets, vertical mount, 2 gang.

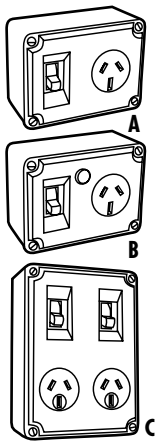

The Clipsal switch shape was always destined for greatness.

It was first developed in 1963 and proved to be a great leap forward. Unsatisfied with the hard lines of traditional switch rockers at the time, Clipsal engineers fashioned a more stylish alternative. The Standard Range of Switches and Socket Outlets was the first to use the new switch shape.

Over the years the Clipsal switch shape has undergone very subtle changes to adapt to new technologies, plastics and designs. But to the naked eye the original design remains unchanged and is as strong today as it was many years ago. Today, you'll find the Clipsal switch shape in dozens of different switch designs.

The 30 Series can easily be converted from vertical to horizontal mounting by removing the mechanism and turning it through 90°. Most switch bases fit a 22mm diameter hole and have terminal bores of 4.1mm unless specified otherwise.

Switch assemblies are also available with the switch mechanisms further secured by screws located behind the switchplate. These assemblies are designed to prevent the mechanisms being forced out of the switchplate which is important when the switches are used in areas where they may be subjected to vandalism or undue physical abuse.

The gentle curves of the overall shape are equally proportioned to provide uncomplicated symmetry. It is this flexibility and strength in design that has enabled the Clipsal switch shape to adapt to just about every Clipsal switch and socket range that has been designed since the 1960s.

Quality Assurance surrounds everything Clipsal does and production of the Clipsal switch shape is no exception. Clipsal was the first Australian manufacturer of electrical wiring accessories to achieve quality endorsed status and is now recognised by quality status systems around the world.

It is this commitment to quality that has given the Clipsal switch shape its longevity. Its sleek styling was an immediate success.

And through Clipsal's dedication to perfection and continuous improvement it has remained so. Indeed, we like to think it will always be that way.

TM The shape of the switch dolly is a trademark of Clipsal Australia Pty Ltd

30 SERIES SWITCH MECHANISMS

SWITCH MECHANISMS

Cat. No.		Description
30M	A	**250V/10A, 1 way/2 way** - terminal bores of 4.1mm ø accommodate 4 x 1.5mm² or 3 x 2.5mm² cables. Body fits 22mm ø hole. M rating is 100.
30MRD	B	**250V/10A, 1 way/2 way (with red dolly mark)** - terminal bores of 4.1mm ø accommodate 4 x 1.5mm² or 3 x 2.5mm² cables. Body fits 22mm ø hole. M rating is 100.
30FLM	A	**250V/10A, 1 way/2 way (suits fluoro loads)** - terminal bores of 4.1mm ø accommodate 4 x 1.5mm² or 3 x 2.5mm² cables. Body fits 22mm ø hole. M rating is 120.
30FLM15	A	**250V/15A, 1 way/2 way (suits fluoro loads)** - terminal bores of 4.1mm ø accommodate 4 x 1.5mm² or 3 x 2.5mm² cables. Body fits 22mm ø hole. M rating is 90.
30RSM2	C	**250V/15A, Rotary (2 On - 2 Off)** - also suitable for 12V d.c. 15A, and audio and control applications. Switch positions indicated in window. M rating is 50.
30RSM3	C	**250V/15A, Rotary (3 On - 1 Off)** - also suitable for 12V d.c. 15A, and audio and control applications. Switch positions indicated in window. M rating is 50.
30MCO	A	**250V/10A, Changeover, double throw** (selects alternate circuits).
30MI	D	**250V/10A, Intermediate** - four terminals of 3.5mm ø accommodates 2 x 2.5mm² cables. Body fits 22mm ø hole.
30MBP	E	**440V/15A, Bell press** - offers facility for momentary ON or OFF (one Looping terminal).
30MBPN	F	**250V/15A, Illuminated bell press** - offers facility for momentary ON or OFF. Neon is connected across terminals 1 & 4. Alternative lamp voltages available.
30MBPR	G	**250V/10A, Bell press rocker** - offers facility for momentary ON or OFF. Suitable for extra low voltage applications (one Looping terminal).
30MD	D	**250V/10A, 1 way, double pole, single throw** - terminal bores of 4.1mm ø accommodate 4 x 1.5mm² or 3 x 2.5mm² cables. Body fits 22mm ø hole. M rating is 90.
30HMD	H	**250V/10A, double pole, marked "HEAT".**
30MD2	I	**250V/10A, 2 Way, double pole, double throw** - six terminal bores of 4.1mm ø accommodate 4 x 1.5mm² or 3 x 2.5mm² cables. M rating is 75.
30MD15	O	**250V/15A, 1 way, double pole, single throw** - terminal bores of 4.1mm ø accommodate 4 x 1.5mm² or 3 x 2.5mm² cables. Body fits 22mm ø hole. M rating is 90.
30MD20	J	**250V/20A, 1 way, double pole** - 4 terminals of 1.5mm ø accommodate 3 x 2.5mm² cables. Body fits 34mm ø hole. M rating is 100.
30M15	A	**250V/15A, 1 way/2 way** - terminal bores of 4.1mm ø accommodate 4 x 1.5mm² or 3 x 2.5mm² cables. Body fits 22mm ø hole. M rating is 90.
30M15RD	B	**250V/15A, 1 way/2 way (with red dolly mark)** - terminal bores of 4.1mm ø accommodate 4 x 1.5mm² or 3 x 2.5mm² cables. Body fits 22mm ø hole. M rating is 90.
30M20	A	**250V/20A, 1 way/2 way** - terminal bores of 4.1mm ø accommodate 4 x 1.5mm² or 3 x 2.5mm² cables. Body fits 22mm ø hole. M rating is 90.
30M35	N	**250V/35A, 1 way/2 way** - terminal bore of 3.6mm ø & Looping terminal bore of 3.9mm ø. M rating is 160. Marked 35A.
30TKM	K	**250V/20A (5A fluorescent load), 1 way/2 way, toggle key actuated** - one Looping terminal. M rating is 100.
30/1/2LM	A	**250V/10A, 1 way (two Looping terminals)** - terminal bores of 4.1mm ø accommodate 4 x 1.5mm² or 3 x 2.5mm² cables. Body fits 22mm ø hole. M rating is 100.
30/1ELM	P	**250V/10A, 1 way (one Looping & one Earth terminal)** - terminal bores of 4.1mm ø accommodate 4 x 1.5mm² or 3 x 2.5mm² cables. Body fits 22mm ø hole. M rating is 100.
30/1NM	L	**250V/10A, 1 way rocker with neon indicator** - neon can be wired to indicate ON, OFF or POWER AVAILABLE. Looping/switch terminal bores of 4.1mm ø. Body fits 34mm ø hole (Note: Neutral required).
30/2NM	L	**250V/10A, 2 way rocker with neon indicator** - neon can be wired to indicate ON, OFF or POWER AVAILABLE. Looping/switch terminal bores of 4.1mm ø. Body fits 34mm ø hole (Note: Neutral not required).
30/5M	M	**250V/10A, 1 way/2 way (with 5 terminals - one Looping and one Earth terminal).** Terminal bore of Common, Looping and Earth of 5.3mm ø accommodates 4 x 2.5mm² cables. Terminal bore of '1' and '2' of 4.1mm ø accommodates 4 x 1.5mm² or 3 x 2.5mm² cables. Body fits 26mm ø hole. M rating is 40.

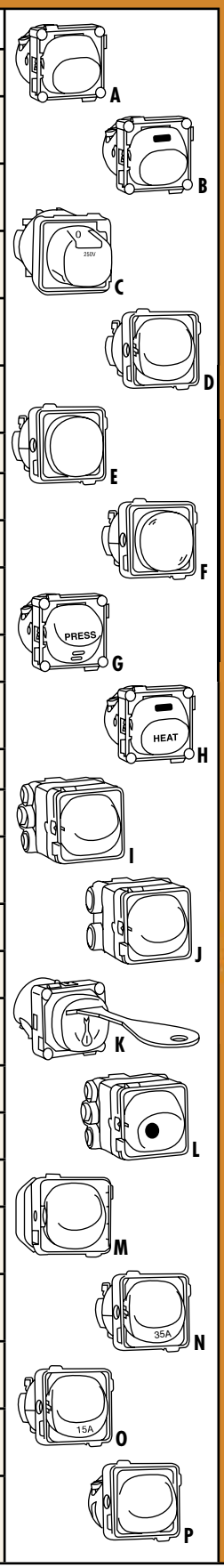

Note: 30M Series products have fluorescent capacity of **approximately 5A.** 30MD and 30MI are not recommended for switching of multiple fluorescent fittings.

30 SERIES SWITCH MECHANISMS (Continued)

CLIPSAL ELECTRICAL ACCESSORIES

NEON INDICATOR MECHANISMS		
Cat. No.		Description
30N-RED	A	250V - neon indicator (RED)
30N-COLOUR	A	250V - neon indicator (OTHER COLOURS)

30N-RED

Colours available are Blue, Green, Amber and Transparent. Other voltages are also available, including 6, 12, 24, 32, 48, 110 and 440. Suitable for DC loads. To order, add voltage to Cat. No. (for example, 30N12). Neons draw 250-275mW at 240V. Note: Inductive loads occasionally cause neons to glow in OFF position. To prevent this, place a 47kΩ, 0.5W 240V resistor across the terminals. Neutral and Active can be connected to either terminal.

Labelled Switch Mechanisms

Clipsal offers a broad range of labelled switch mechanisms for easy identification when several switches are installed on the same switchplate or when there is any chance of confusion over the load controlled.

10A MECHANISMS - WITH MESSAGES		
Cat. No.		Description
30FM	A	**250V/10A, 2 way (marked "FAN")** - terminal bores of 4.1mm ø accommodate 4 x 1.5mm² or 3 x 2.5mm² cables. Body fits 22mm ø hole. M rating is 100.
30HM	B	**250V/10A, 2 way (marked "HEAT")** - terminal bores of 4.1mm ø accommodate 4 x 1.5mm² or 3 x 2.5mm² cables. Body fits 22mm ø hole. M rating is 100.
30EM	C	**250V/10A, 2 way (marked "EXHAUST")** - terminal bores of 4.1mm ø accommodate 4 x 1.5mm² or 3 x 2.5mm² cables. Body fits 22mm ø hole. M rating is 100.
30LM	D	**250V/10A, 2 way (marked "LIGHT")** - terminal bores of 4.1mm ø accommodate 4 x 1.5mm² or 3 x 2.5mm² cables. Body fits 22mm ø hole. M rating is 100.
30MAM	E	**250V/10A, 2 way (marked "MANUAL-AUTO")** - terminal bores of 4.1mm ø accommodate 4 x 1.5mm² or 3 x 2.5mm² cables. Body fits 22mm ø hole. M rating is 100.
30PM	F	**250V/10A, 2 way (marked "DISPOSAL")** - terminal bores of 4.1mm ø accommodate 4 x 1.5mm² or 3 x 2.5mm² cables. Body fits 22mm ø hole. M rating is 100.
30XM	G	**250V/10A, 2 way (marked "WASTE")** - terminal bores of 4.1mm ø accommodate 4 x 1.5mm² or 3 x 2.5mm² cables. Body fits 22mm ø hole. M rating is 100.
30YM	H	**250V/10A, 2 way (marked "WASH")** - terminal bores of 4.1mm ø accommodate 4 x 1.5mm² or 3 x 2.5mm² cables. Body fits 22mm ø hole. M rating is 100.
30DNM	I	**250V/10A, 2 way (marked "DAY/NIGHT")** - terminal bores of 4.1mm ø accommodate 4 x 1.5mm² or 3 x 2.5mm² cables. Body fits 22mm ø hole. M rating is 100.
30FAM	J	**250V/10A, 2 way (marked "FAMILY")** - terminal bores of 4.1mm ø accommodate 4 x 1.5mm² or 3 x 2.5mm² cables. Body fits 22mm ø hole. M rating is 100.
30TM	K	**250V/10A, 2 way (marked "T.V.")** - terminal bores of 4.1mm ø accommodate 4 x 1.5mm² or 3 x 2.5mm² cables. Body fits 22mm ø hole. M rating is 100.
30COM	L	**250V/10A, 2 way (marked "COOL")** - terminal bores of 4.1mm ø accommodate 4 x 1.5mm² or 3 x 2.5mm² cables. Body fits 22mm ø hole. M rating is 100.
30AUM	M	**250V/10A, 2 way (marked "AUTO")** - terminal bores of 4.1mm ø accommodate 4 x 1.5mm² or 3 x 2.5mm² cables. Body fits 22mm ø hole. M rating is 100.
30ACM	N	**250V/10A, 2 way (marked "AIR CON")** - terminal bores of 4.1mm ø accommodate 4 x 1.5mm² or 3 x 2.5mm² cables. Body fits 22mm ø hole. M rating is 100.
30STM	O	**250V/10A, 2 way (marked "STUDY")** - terminal bores of 4.1mm ø accommodate 4 x 1.5mm² or 3 x 2.5mm² cables. Body fits 22mm ø hole. M rating is 100.

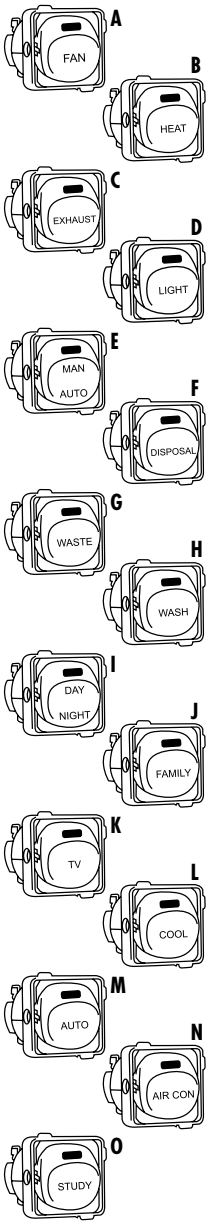

30FM

30HM

30FAM

30TM

30COM

30 SERIES
SWITCH MECHANISMS (Continued)

10A MECHANISMS - WITH MESSAGES *(CONTINUED)*

Cat. No.		Description
30PUM	P	**250V/10A, 2 way (marked "PUMP")** - terminal bores of 4.1mm ø accommodate 4 x 1.5mm² or 3 x 2.5mm² cables. Body fits 22mm ø hole. M rating is 100.
30BM	Q	**250V/10A, 2 way (marked "BATH")** - terminal bores of 4.1mm ø accommodate 4 x 1.5mm² or 3 x 2.5mm² cables. Body fits 22mm ø hole. M rating is 100.
30KM	R	**250V/10A, 2 way (marked "KITCHEN")** - terminal bores of 4.1mm ø accommodate 4 x 1.5mm² or 3 x 2.5mm² cables. Body fits 22mm ø hole. M rating is 100.
30RUM	S	**250V/10A, 2 way (marked "RUMPUS")** - terminal bores of 4.1mm ø accommodate 4 x 1.5mm² or 3 x 2.5mm² cables. Body fits 22mm ø hole. M rating is 100.
30LOM	T	**250V/10A, 2 way (marked "LOUNGE")** - terminal bores of 4.1mm ø accommodate 4 x 1.5mm² or 3 x 2.5mm² cables. Body fits 22mm ø hole. M rating is 100.
30DM	U	**250V/10A, 2 way (marked "DINE")** - terminal bores of 4.1mm ø accommodate 4 x 1.5mm² or 3 x 2.5mm² cables. Body fits 22mm ø hole. M rating is 100.
30FNM	V	**250V/10A, 2 way (marked "OFF/ON")** - terminal bores of 4.1mm ø accommodate 4 x 1.5mm² or 3 x 2.5mm² cables. Body fits 22mm ø hole. M rating is 100.
30AM	W	**250V/10A, 2 way (marked "ALARM")** - terminal bores of 4.1mm ø accommodate 4 x 1.5mm² or 3 x 2.5mm² cables. Body fits 22mm ø hole. M rating is 100.
30BDM	X	**250V/10A, 2 way (marked "BED")** - terminal bores of 4.1mm ø accommodate 4 x 1.5mm² or 3 x 2.5mm² cables. Body fits 22mm ø hole. M rating is 100.
30BD1M	Y	**250V/10A, 2 way (marked "BED1")** - terminal bores of 4.1mm ø accommodate 4 x 1.5mm² or 3 x 2.5mm² cables. Body fits 22mm ø hole. M rating is 100.
30BD2M	Z	**250V/10A, 2 way (marked "BED2")** - terminal bores of 4.1mm ø accommodate 4 x 1.5mm² or 3 x 2.5mm² cables. Body fits 22mm ø hole. M rating is 100.
30BD3M	1	**250V/10A, 2 way (marked "BED3")** - terminal bores of 4.1mm ø accommodate 4 x 1.5mm² or 3 x 2.5mm² cables. Body fits 22mm ø hole. M rating is 100.
30BD4M	2	**250V/10A, 2 way (marked "BED4")** - terminal bores of 4.1mm ø accommodate 4 x 1.5mm² or 3 x 2.5mm² cables. Body fits 22mm ø hole. M rating is 100.
30HLM	3	**250V/10A, 2 way (marked "HI/LOW")** - terminal bores of 4.1mm ø accommodate 4 x 1.5mm² or 3 x 2.5mm² cables. Body fits 22mm ø hole. M rating is 100.
30MSEN	4	**250V/10A, 2 way (marked "SENSOR")** - terminal bores of 4.1mm ø accommodate 4 x 1.5mm² or 3 x 2.5mm² cables. Body fits 22mm ø hole. M rating is 100.
30MOS	5	**250V/10A, 2 way (marked "OUTSIDE")** - terminal bores of 4.1mm ø accommodate 4 x 1.5mm² or 3 x 2.5mm² cables. Body fits 22mm ø hole. M rating is 100.
30MFR	6	**250V/10A, 2 way (marked "FORWARD/REVERSE")** - terminal bores of 4.1mm ø accommodate 4 x 1.5mm² or 3 x 2.5mm² cables. Body fits 22mm ø hole. M rating is 100.
30MFD	7	**250V/10A, 2 way (marked "FRIDGE")** - terminal bores of 4.1mm ø accommodate 4 x 1.5mm² or 3 x 2.5mm² cables. Body fits 22mm ø hole. M rating is 100.
30MMW	8	**250V/10A, 2 way (marked "MICROWAVE")** - terminal bores of 4.1mm ø accommodate 4 x 1.5mm² or 3 x 2.5mm² cables. Body fits 22mm ø hole. M rating is 100.
30MZ1	9	**250V/10A, 2 way (marked "ZONE1")** - terminal bores of 4.1mm ø accommodate 4 x 1.5mm² or 3 x 2.5mm² cables. Body fits 22mm ø hole. M rating is 100.

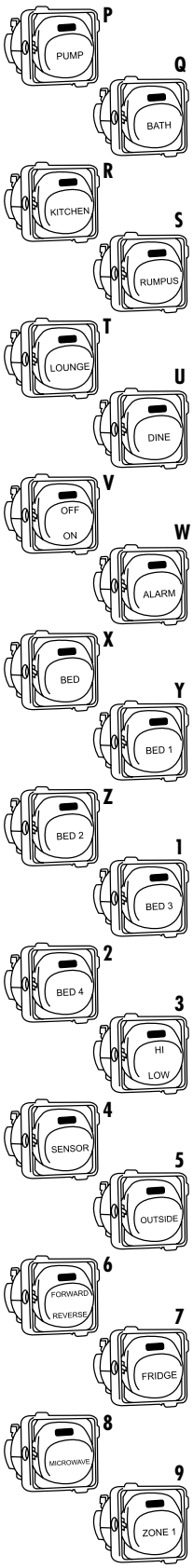

30KM

30LOM

30FNM

30HLM

30MSEN

30MOS

30MZ1

CLIPSAL
ELECTRICAL ACCESSORIES

10A MECHANISMS - WITH MESSAGES *(CONTINUED)*

Cat. No.		Description
30MZ2	10	**250V/10A, 2 way (marked "ZONE2")** - terminal bores of 4.1mm ø accommodate 4 x 1.5mm² or 3 x 2.5mm² cables. Body fits 22mm ø hole. M rating is 100.
30MZ3	11	**250V/10A, 2 way (marked "ZONE3")** - terminal bores of 4.1mm ø accommodate 4 x 1.5mm² or 3 x 2.5mm² cables. Body fits 22mm ø hole. M rating is 100.
30MZ4	12	**250V/10A, 2 way (marked "ZONE4")** - terminal bores of 4.1mm ø accommodate 4 x 1.5mm² or 3 x 2.5mm² cables. Body fits 22mm ø hole. M rating is 100.
39M	13	**250V/10A, 3 Position - marked "HI-OFF-LO".** Three terminals, 3.5mm ø accommodate 2 x 2.5mm² cables.
39MAOM	14	**250V/10A, 3 Position - marked "MAN-OFF-AUTO".** Three terminals, 3.5mm ø accommodate 2 x 2.5mm² cables.
39MSON	15	**250V/10A, 3 Position - marked "SENSOR-OFF-ON".** Three terminals, 3.5mm ø accommodate 2 x 2.5mm² cables.

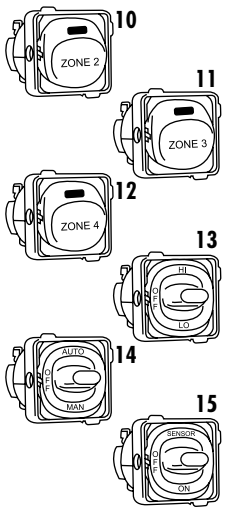

30MZ2

39MAOM

16A MECHANISMS - WITH MESSAGES

Cat. No.		Description
30M16SEN	A	**250V/16A, 2 way (marked "SENSOR")** - terminal bores of 4.1mm ø accommodate 4 x 1.5mm² or 3 x 2.5mm² cables. Body fits 22mm ø hole. M rating is 100.
30M16OS	B	**250V/16A, 2 way (marked "OUTSIDE")** - terminal bores of 4.1mm ø accommodate 4 x 1.5mm² or 3 x 2.5mm² cables. Body fits 22mm ø hole. M rating is 100.
30M16FR	C	**250V/16A, 2 way (marked "FORWARD/REVERSE")** - terminal bores of 4.1mm ø accommodate 4 x 1.5mm² or 3 x 2.5mm² cables. Body fits 22mm ø hole. M rating is 100.
30M16FD	D	**250V/16A, 2 way (marked "FRIDGE")** - terminal bores of 4.1mm ø accommodate 4 x 1.5mm² or 3 x 2.5mm² cables. Body fits 22mm ø hole. M rating is 100.
30M16MW	E	**250V/16A, 2 way (marked "MICROWAVE")** - terminal bores of 4.1mm ø accommodate 4 x 1.5mm² or 3 x 2.5mm² cables. Body fits 22mm ø hole. M rating is 100.

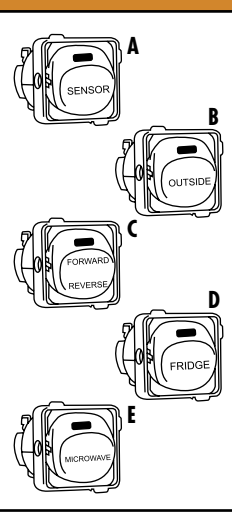

30M16SEN

30M16OS

20A MECHANISMS - WITH MESSAGES

Cat. No.		Description
30M20HW	A	**250V/20A, 2 way (marked "HOT WATER SERVICE")** - terminal bores of 4.1mm ø accommodate 4 x 1.5mm² or 3 x 2.5mm² cables. Body fits 22mm ø hole. M rating is 100.

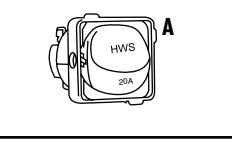

30M20HW

35A MECHANISMS - WITH MESSAGES

Cat. No.		Description
30M35HOB	A	**250V/35A, 2 way (marked "HOB")** - terminal bores of 4.1mm ø accommodate 4 x 1.5mm² or 3 x 2.5mm² cables. Body fits 22mm ø hole. M rating is 100.
30M35OV	B	**250V/35A, 2 way (marked "OVEN")** - terminal bores of 4.1mm ø accommodate 4 x 1.5mm² or 3 x 2.5mm² cables. Body fits 22mm ø hole. M rating is 100.
30M35R	C	**250V/35A, 2 way (marked "RANGE")** - terminal bores of 4.1mm ø accommodate 4 x 1.5mm² or 3 x 2.5mm² cables. Body fits 22mm ø hole. M rating is 100.

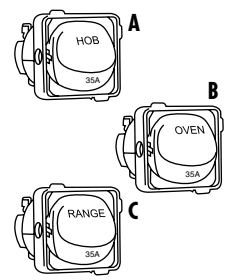

30M35OV

30 SERIES SWITCH MECHANISMS (Continued)

10A ILLUMINATED ROCKER SWITCH MECHANISMS - WITH MESSAGES

Cat. No.		Description
30/2NMSEN	A	**250V/10A - 2 way inbuilt neon (marked "SENSOR")**. Neon can be wired to indicate ON, OFF or POWER AVAILABLE. Looping/switch terminals of bore 3.9mm ø. Body fits 34mm ø hole.
30/2NMOS	B	**250V/10A - 2 way inbuilt neon (marked "OUTSIDE")**. Neon can be wired to indicate ON, OFF or POWER AVAILABLE. Looping/switch terminals of bore 3.9mm ø. Body fits 34mm ø hole.

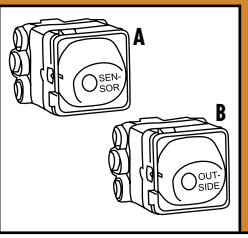

30/2NMSEN

Note: Neutral is not required.

Additional messages available. Contact your CLIPSAL office for details.
Typical messages:- RANGE - HEAT/COOL - RESET - LIVING - HI/LO - SPA - DAY NIGHT - HWS - LO - OFF - ON.

DIMMER, FAN CONTROL AND SURGE FILTER MECHANISMS

Cat. No.		Description
32E450LM	A	**C-Thru® Dimmer Mechanism, Leading Edge** (suits incandescent lighting and low voltage lighting using iron core transformers), 220 - 240V/450W.
32E450TM	A	**C-Thru® Dimmer Mechanism, Trailing Edge** (suits incandescent lighting and low voltage lighting using electronic transformers), 220 - 240V/450W.
32E500FM	A	**C-Thru® Fan Speed Controller Mechanism**, 220-240V/500W.
30POTDM	B	**Dimmer Potentiometer** (suits products such as 32 Series High Powered Dimmers, 780 Series and the 761 Series).
30POTFM	C	**Fan Controller Potentiometer** (suits products such as 32 Series High Powered Dimmers & 761 Series).
30SFM	D	**Surge Filter Mechanism** - 250V 10A

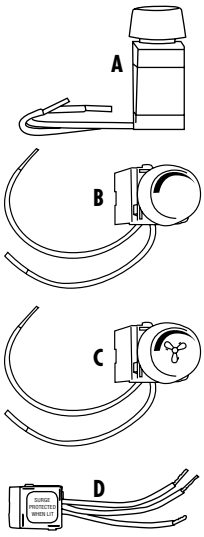

32E450LM
32E450TM
32E500FM
30POTFM
30SFM

CIRCUIT IDENTIFICATION AND BLANKING PRODUCTS

Cat. No.		Description
30P	A	**Removable Blank Plug,** to suit or blank out 30 Series aperture.
30PID	B	**Removable Plug,** with identification facility, supplied with tamper proof transparent cover.
30PFO	C	**Plug,** marked "FRIDGE - FREEZER ONLY".
30PIDA4L	D	**Label Sheets,** 10 x A4 packet, red and white available (non-adhesive).

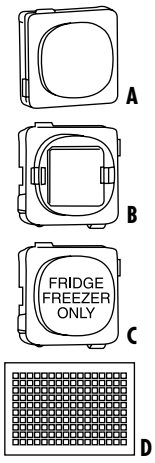

30P

30PID

SCHEMATIC WIRING DIAGRAMS

One-Way Mechanism with Neon Indicator

30/1NM

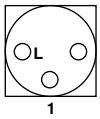

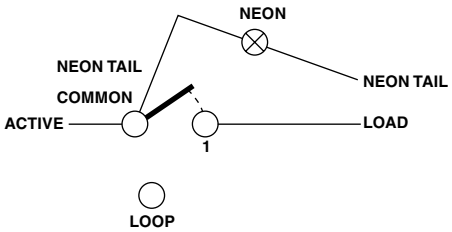

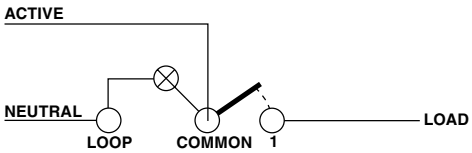

To wire neon permanently "ON"

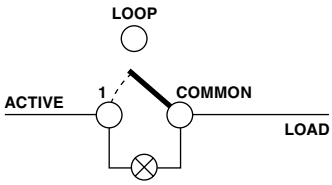

To wire neon "ON" when switch "OFF"

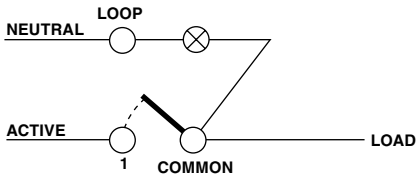

To wire neon "ON" when switch "ON"

One-Way/Two-Way Mechanism with Neon Indicator

30/2NM

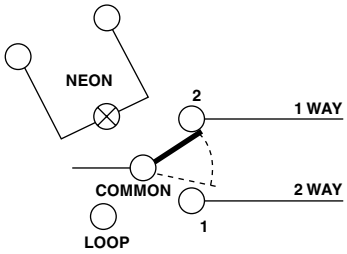

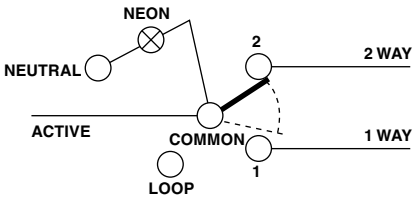

To wire neon permanently "ON"

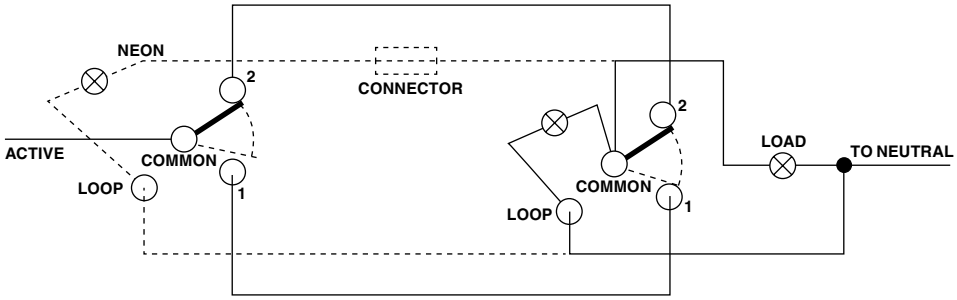

To wire neon "ON" when LOAD "ON"

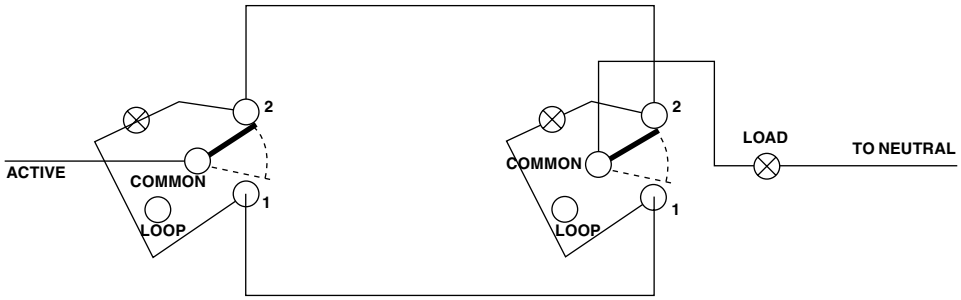

To wire neon "ON" when LOAD "OFF"

SCHEMATIC WIRING DIAGRAMS (Continued)

One-Way/Two-Way Mechanisms

30M
30M15
30M20
30M35

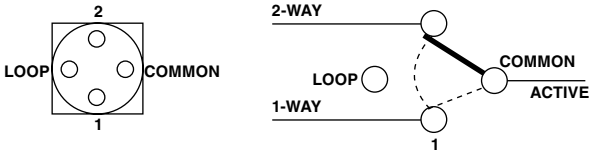

30/1/2LM
30/1ELM

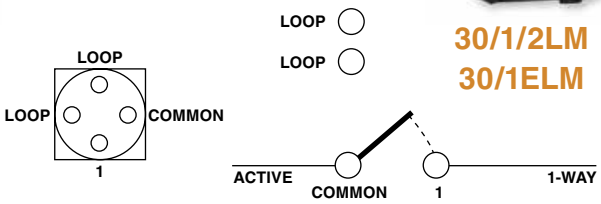

30/5M
30/5M15

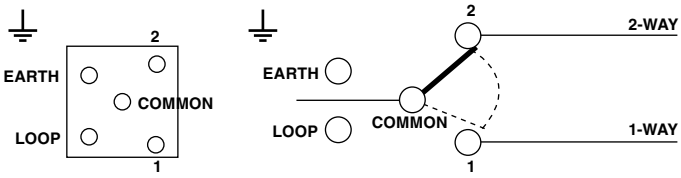

Double Pole Mechanisms

30MD2

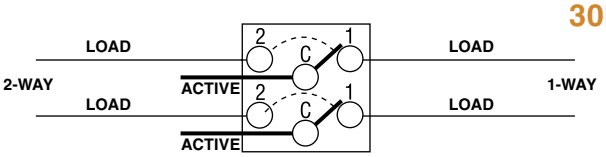

30MD20

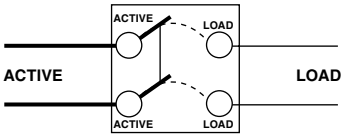

30MD
30MD15

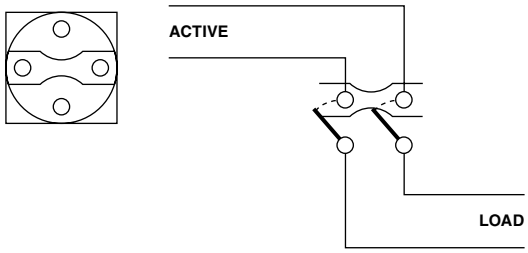

CLIPSAL
ELECTRICAL ACCESSORIES

Rotary Switch Mechanisms

30RSM2

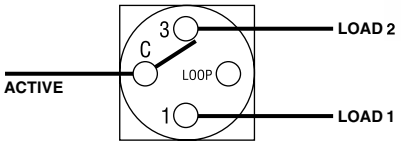

30RSM3

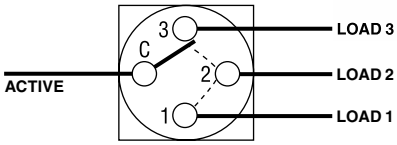

Intermediate Mechanism

30MI

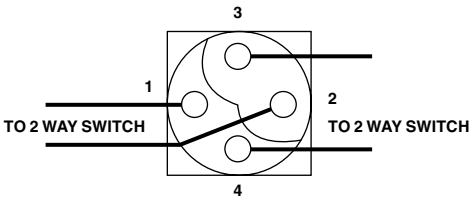

Position 1 (Up)

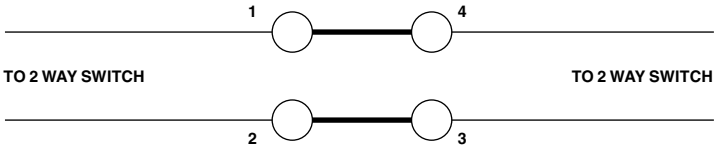

Position 2 (Down)

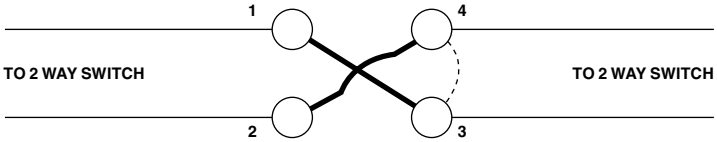

Changeover Mechanism

30MCO

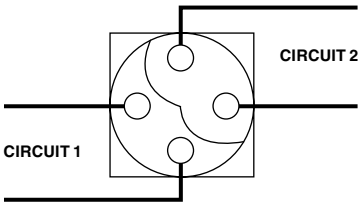

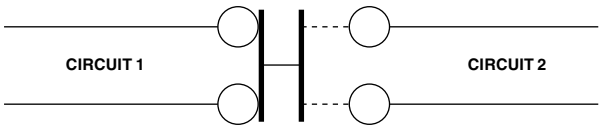

SCHEMATIC WIRING DIAGRAMS (Continued)

Three Position Switch Mechanisms

39M

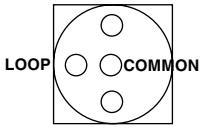

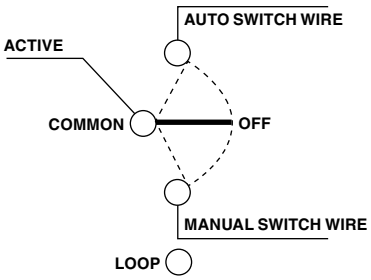

C-Thru® Light Dimmer/Fan Controller

32E450L Series
32E450T Series

32E500F Series

One Way Switching

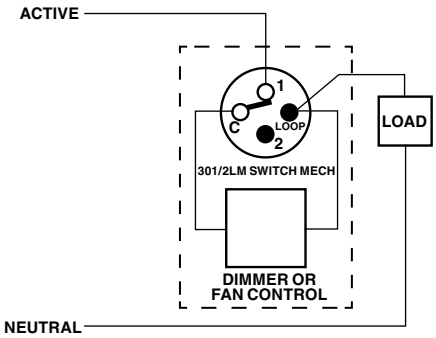

Two Way Switching

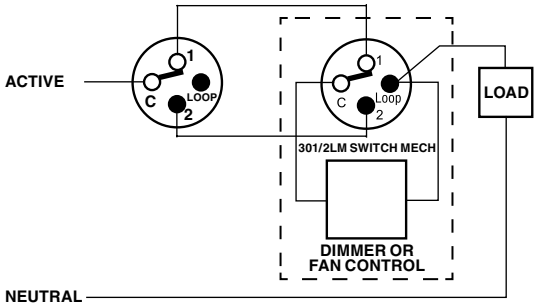

Note: All C-Thru® dimmer plate variants are supplied with a 30/1/2LM switch mechanism. This mech is designed to be reconfigurable:
DEFAULT STATE: 1-WAY WITH TWO LOOPING TERMINALS (marked “LOOP” and “2” above).
ALTERNATE STATE: 2-WAY WITH ONE LOOPING TERMINAL (which is marked “LOOP” above).
To change over, remove terminal screws and interchange “2” and “LOOP” terminal poles/contacts. Reinsert screws and terminate wiring as usual.

High Power Dimmers

31E1000L
31E800T

One Way Switching

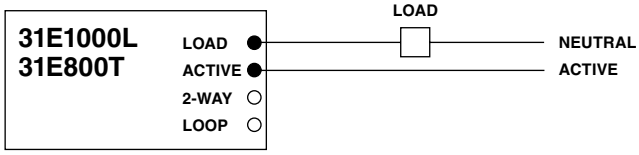

Two Way Switching

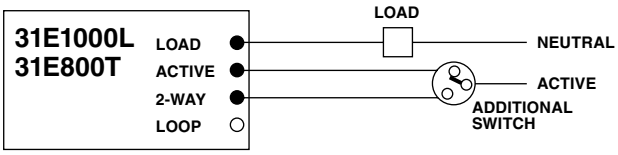

CLIPSAL
ELECTRICAL ACCESSORIES

3-Speed Capacitive Fan Controller

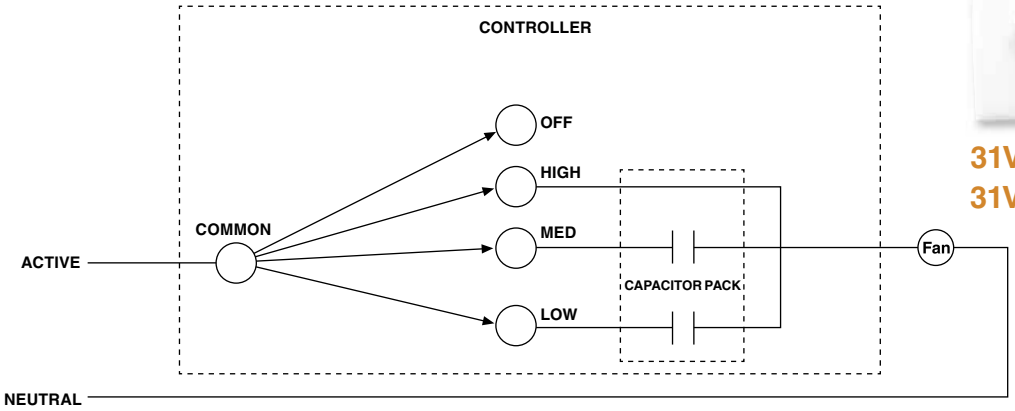

31VF3CA
31VF3CB

Combined Light Switch and Time Delay for Fans

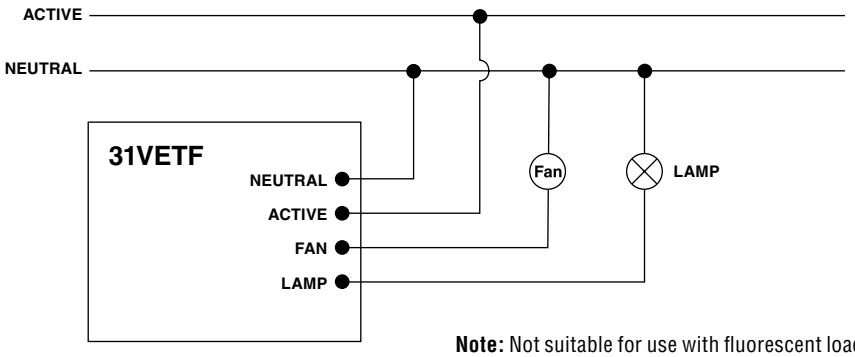

Note: Not suitable for use with fluorescent loads.

31VETF

Push-Button Electronic Time Delay Switch

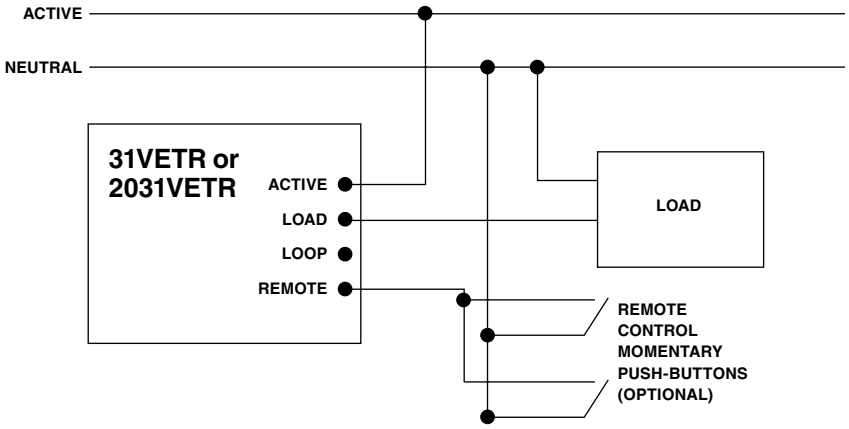

31VETR

No Voltage Relay Switched Sockets



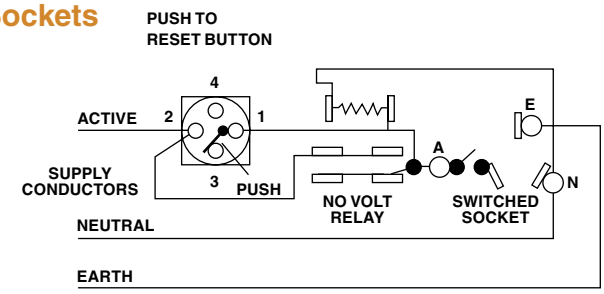

15X15RZ

SCHEMATIC WIRING DIAGRAMS (Continued)

Automatic Socket

10

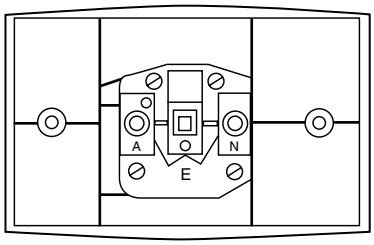

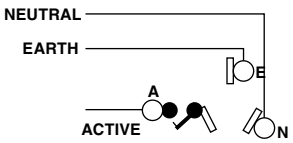

Standard Pattern Mounting, Single Gang

15
15/2

15V

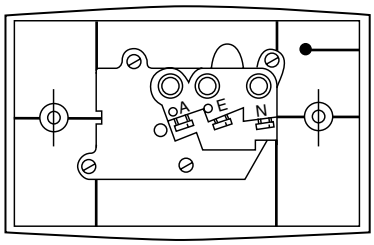

Inline Base

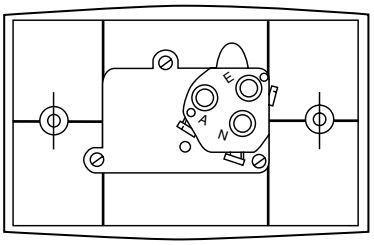

Round Base

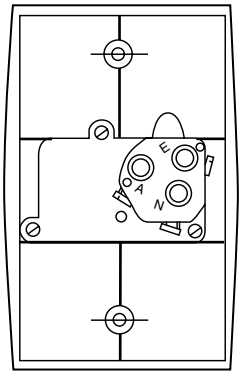

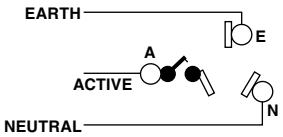

Switched Socket with One Extra Switch

15X

15VX

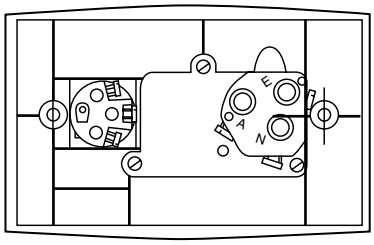

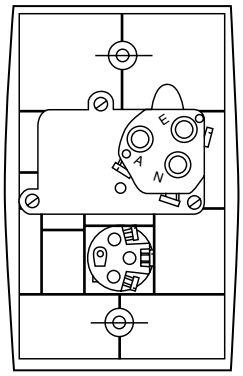

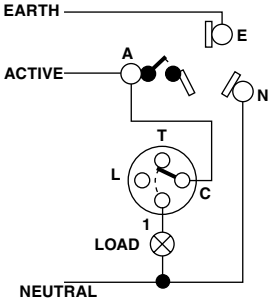

Switched Socket with Two Extra Switches

15XX

15VXX

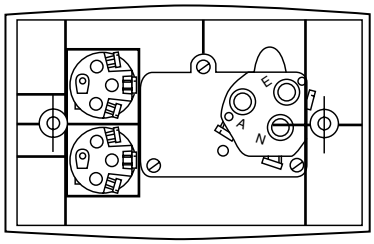

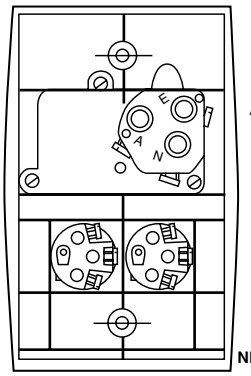

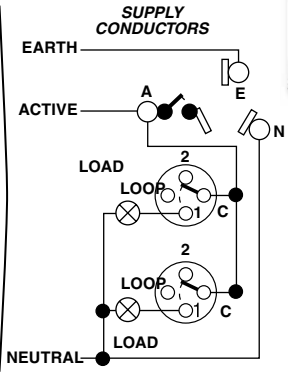

SCHEMATIC WIRING DIAGRAMS (Continued)

Standard Pattern Mounting Twin Combination

25

25V

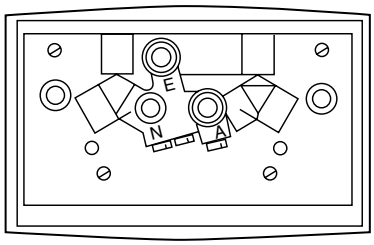

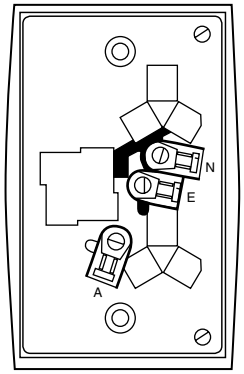

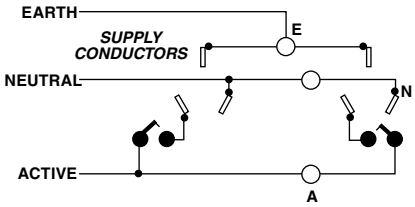

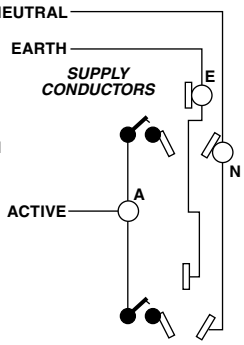

Twin Switched Sockets with Extra Switch

25XA

25VXA

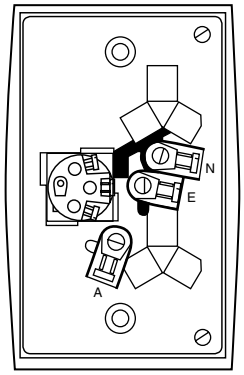

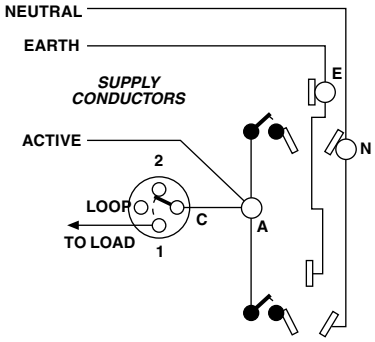

Double Pole Twin Switched Sockets

25D

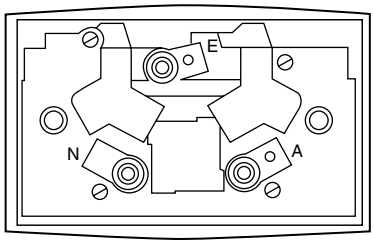

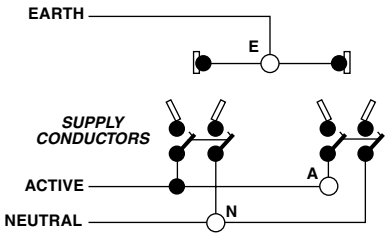

Earth Leakage Protected Twin Switched Sockets

25EL Series

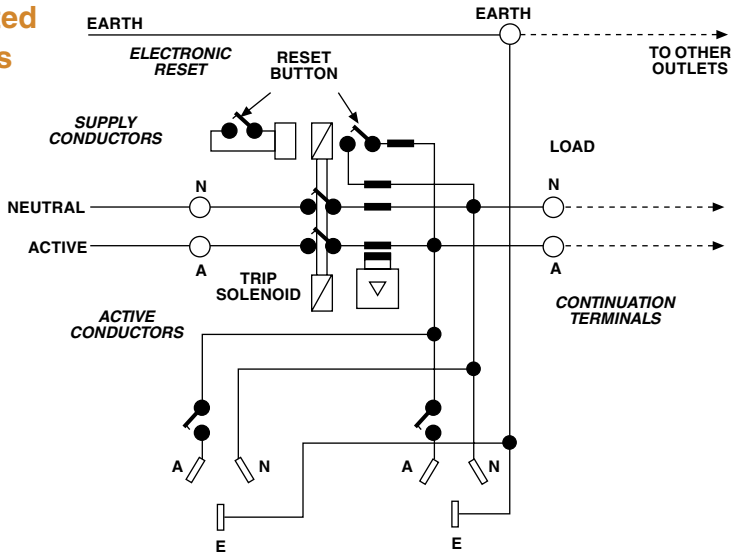

ARCHITRAVE AND STANDARD SIZE SWITCHPLATES - MOUNTING TEMPLATES

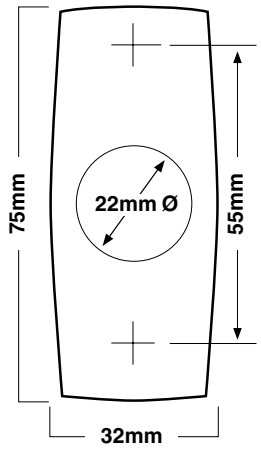

30
31

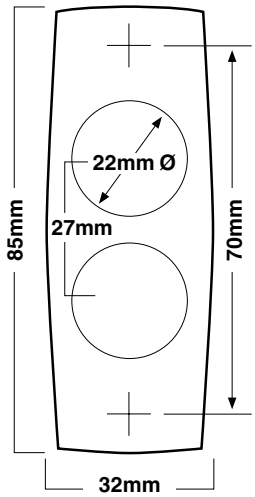

32A
32

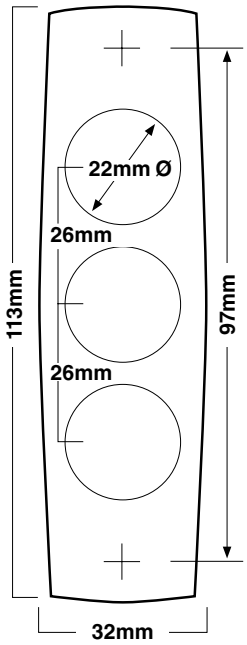

33A
33

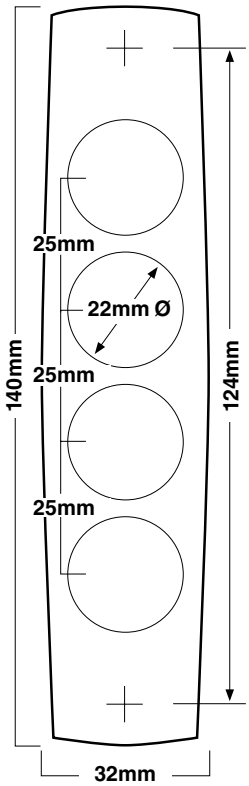

34A
34

STANDARD SIZE SWITCHPLATES - MOUNTING TEMPLATES

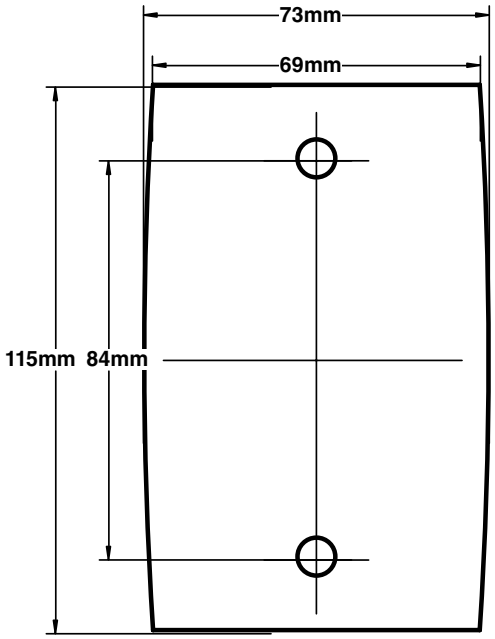

Maximum Cut-Out Size

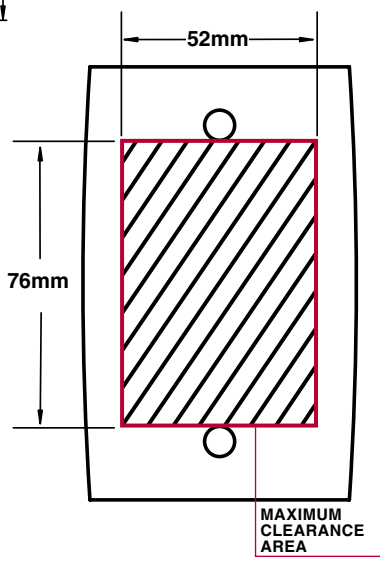

STANDARD RANGE QUICK REFERENCE GUIDE

CLIPSAL
ELECTRICAL ACCESSORIES

STANDARD RANGE QUICK REFERENCE GUIDE

Cat No	Description	Length	Width	Depth	Mounting Centres	PAGE
STANDARD SIZE FLUSH SWITCHES - 250V/10A, HORIZONTAL MOUNTING, 1 WAY/2 WAY						
31HA	1 Gang Switch.	115mm	73mm	11mm	84mm apart	**13**
32HA	2 Gang Switch.	115mm	73mm	11mm	84mm apart	**13**
33HA	3 Gang Switch.	115mm	73mm	11mm	84mm apart	**13**
34HA	4 Gang Switch.	115mm	73mm	11mm	84mm apart	**13**
STANDARD SIZE FLUSH SWITCHES - 250V/10A, VERTICAL MOUNTING, 1 WAY/2 WAY						
31VA	1 Gang Switch.	115mm	73mm	11mm	84mm apart	**13**
32VA	2 Gang Switch.	115mm	73mm	11mm	84mm apart	**13**
33VA	3 Gang Switch.	115mm	73mm	11mm	84mm apart	**13**
34VA	4 Gang Switch.	115mm	73mm	11mm	84mm apart	**13**
35VA	5 Gang Switch.	115mm	73mm	11mm	84mm apart	**13**
36VA	6 Gang Switch.	115mm	73mm	11mm	84mm apart	**13**
ARCHITRAVE SIZE FLUSH SWITCHES - 250V						
30	1 Gang Switch, 10A, 1 way/2 way.	75mm	32mm	10mm	55mm apart	**14**
30D	1 Gang Switch, 10A, 1 way, double pole.	75mm	32mm	10mm	55mm apart	**14**
30/15	1 Gang Switch, 15A, 1 way/2 way.	75mm	32mm	10mm	55mm apart	**14**
30D15	1 Gang Switch, 15A, 1 way, double pole.	75mm	32mm	10mm	55mm apart	**14**
39	1 Gang Switch, 10A, 1 way/2 way, 3 position - Low/OFF/High.	75mm	32mm	33mm	54.3mm apart	**14**
30DD	1 Gang Switch, 10A, 1 way, double pole, deep plate.	77mm	32mm	18mm	55mm apart	**14**
32A	2 Gang Switch, 10A, 1 way/2 way.	85mm	32mm	10mm	70mm apart	**14**
33A	3 Gang Switch, 10A, 1 way/2 way.	113mm	32mm	10mm	97mm apart	**14**
34A	4 Gang Switch, 10A, 1 way/2 way.	140mm	32mm	10mm	124mm apart	**14**
MINIATURE ARCHITRAVE SWITCHES - 250V/10A, 1 WAY/2 WAY						
30T	1 Gang Switch.	54mm	27mm	10mm	40mm apart	**14**
32TA	2 Gang Switch.	75mm	27mm	10mm	60mm apart	**14**
33TA	3 Gang Switch.	98mm	27mm	10mm	83mm apart	**14**
INTERMEDIATE SIZE SWITCHES - 250V/10A, 1 WAY/2 WAY (94mm x 48mm at centre)						
31BA	1 Gang Switch.	95mm	48mm	10mm	55mm apart	**15**
32BA	2 Gang Switch.	95mm	48mm	10mm	55mm apart	**15**
31BLA	1 Gang Switch.	95mm	48mm	10mm	78mm apart	**15**
32BLA	2 Gang Switch.	95mm	48mm	10mm	78mm apart	**15**
LARGE FORMAT SIZE FLUSH SWITCHES - 250V/10A, 1 WAY/2 WAY, VERTICAL MOUNTING						
31/2VA	1 Gang Switch.	116mm	116mm	11mm	84 x 46mm	**15**
32/2VA	2 Gang Switch.	116mm	116mm	11mm	84 x 46mm	**15**
33/2VA	3 Gang Switch.	116mm	116mm	11mm	84 x 46mm	**15**
34/2VA	4 Gang Switch.	116mm	116mm	11mm	84 x 46mm	**15**
35/2VA	5 Gang Switch.	116mm	116mm	11mm	84 x 46mm	**15**
36/2VA	6 Gang Switch.	116mm	116mm	11mm	84 x 46mm	**15**
37/2VA	7 Gang Switch.	116mm	116mm	11mm	84 x 46mm	**15**
38/2VA	8 Gang Switch.	116mm	116mm	11mm	84 x 46mm	**15**
39/2VA	9 Gang Switch.	116mm	116mm	11mm	84 x 46mm	**15**
STANDARD SIZE FLUSH PLATES						
31VH	1 Gang.	115mm	73mm	11mm	84mm apart	**16**
32VH	2 Gang.	115mm	73mm	11mm	84mm apart	**16**
33VH	3 Gang.	115mm	73mm	11mm	84mm apart	**16**
34VH	4 Gang.	115mm	73mm	11mm	84mm apart	**16**
35VH	5 Gang.	115mm	73mm	11mm	84mm apart	**16**
36VH	6 Gang.	115mm	73mm	11mm	84mm apart	**16**
31VX	Blank Flush Plate.	115mm	73mm	11mm	84mm apart	**16**
31VXCB	Blank Flush Plate. With 30A terminal block.	115mm	73mm	11mm	84mm apart	**16**

STANDARD RANGE QUICK REFERENCE GUIDE (Continued)

CLIPSAL ELECTRICAL ACCESSORIES

Cat No	Description	Length	Width	Depth	Mounting Centres	PAGE
ARCHITRAVE SIZE FLUSH PLATES						
31	1 Gang.	75mm	32mm	11mm	55mm apart	**16**
31D	1 Gang, deep.	75mm	32mm	18mm	55mm apart	**16**
32	2 Gang.	86mm	32mm	11mm	70mm apart	**16**
33	3 Gang.	112mm	32mm	11mm	97mm apart	**16**
34	4 Gang.	140mm	32mm	11mm	124mm apart	**16**
MINIATURE ARCHITRAVE SIZE FLUSH PLATES						
31T	1 Gang.	54mm	27mm	10mm	40mm apart	**17**
32T	2 Gang.	75mm	27mm	10mm	60mm apart	**17**
33T	3 Gang.	98mm	27mm	10mm	83mm apart	**17**
INTERMEDIATE SIZE FLUSH PLATES						
31B	1 Gang.	95mm	48mm	10mm	55mm apart	**17**
32B	2 Gang.	95mm	48mm	10mm	55mm apart	**17**
31BL	1 Gang, with large mounting centres.	95mm	48mm	10mm	78mm apart	**17**
32BL	12 Gang, with large mounting centres.	95mm	48mm	10mm	78mm apart	**17**
LARGE FORMAT SIZE FLUSH PLATES - VERTICAL MOUNTING						
31/2V	1 Gang.	116mm	116mm	11mm	84mm x 46mm	**17**
32/2V	2 Gang.	116mm	116mm	11mm	84mm x 46mm	**17**
33/2V	3 Gang.	116mm	116mm	11mm	84mm x 46mm	**17**
34/2V	4 Gang.	116mm	116mm	11mm	84mm x 46mm	**17**
35/2V	5 Gang.	116mm	116mm	11mm	84mm x 46mm	**17**
36/2V	6 Gang.	116mm	116mm	11mm	84mm x 46mm	**17**
37/2V	7 Gang.	116mm	116mm	11mm	84mm x 46mm	**17**
38/2V	8 Gang.	116mm	116mm	11mm	84mm x 46mm	**17**
39/2V	9 Gang.	116mm	116mm	11mm	84mm x 46mm	**17**
31/2VX	2 Gang Blank Flush Plate.	116mm	116mm	11mm	84mm x 46mm	**17**
31/3VX	3 Gang Blank Flush Plate.	162mm	115mm	11mm	84mm x 46mm	**17**
SKIRTING SIZE FLUSH PLATES						
31BMF	1 Gang.	99mm	45mm	18mm	78mm apart	**18**
32BMF	2 Gang.	99mm	45mm	18mm	78mm apart	**18**
35BMF	5 Gang.	156mm	45mm	18mm	136mm apart	**18**
JUNCTION BOX MOUNTED FLUSH PLATE						
31VR	Round Plate, suits J-Box Mounting (70mm diameter).	70mm Ø		24mm	50mm	**18**
TELEPHONE / DATA OUTLET PLATE						
31VRJ	Data Outlet Plate, with Cat 3 RJ45 socket.	115mm	73mm	11mm	84mm	**18**
IP54 RATED WEATHERPROOF FLUSH SWITCH						
31VHWP	1 Gang Weatherproof Switch Plate, (IP54 rated).	115mm	73mm	11mm	84mm apart	**18**
C-THRU® LIGHT DIMMERS						
32E450L	C-Thru® Light Dimmer, Leading Edge, 220-240V/450W.	115mm	73mm	11mm - plate 13mm - knob 30mm - wall recess	84mm apart	**20**
32E450T	C-Thru® Light Dimmer, Trailing Edge, 220-240V/450W.	115mm	73mm	11mm - plate 13mm - knob 30mm - wall recess	84mm apart	**20**
32E450LM	C-Thru® Light Dimmer Mechanism, Leading Edge, 220-240V/450W.	22mm	22mm	13mm - plate 41mm - wall recess	N/A	**20**
32E450TM	C-Thru® Light Dimmer Mechanism, Leading Edge, 220-240V/450W.	22mm	22mm	13mm - plate 41mm - wall recess	N/A	**20**
HIGH POWER SERIES LIGHT DIMMERS						
31E800T	Trailing Edge Light Dimmer, 250V/800VA (suits electronic transformers).	115mm	73mm	15mm - plate 11mm - knob 30mm - wall recess	84mm apart	**20**
31E1000L	Leading Edge Light Dimmer, 2 50V/1000VA (suits incandescent & iron core trans.).	115mm	73mm	15mm - plate 11mm - knob 30mm - wall recess	84mm apart	**20**
32/1000	Incandescent & Low Voltage Remote Light Dimmer, 250V/1000VA.	115mm	73mm	11mm - plate 13mm - knob 30mm - wall recess	84mm apart	**20**
32/2400	Incandescent & Low Voltage Remote Light Dimmer, 250V/2400VA.	115mm	73mm	11mm - plate 13mm - knob 30mm - wall recess	84mm apart	**20**

STANDARD RANGE QUICK REFERENCE GUIDE (Continued)

Cat No	Description	Length	Width	Depth	Mounting Centres	PAGE
FILTER MODULE						
32EIND	Inductor Filter Module, for use with electronic transformers	96m	70mm	48mm	73mm apart	**20**
C-THRU® FAN SPEED CONTROLLER						
32E500F	C-Thru® Fan Controller, 220-240V/500W.	115mm	73mm	11mm - plate 13mm - knob 30mm - wall recess	84mm apart	**20**
32E500FM	C-Thru® Fan Controller Mechanism, 220-240V/500W.	22mm	22mm	13mm - plate 41mm - wall recess	N/A	**20**
FAN SPEED CONTROLLER FOR "AIRFLOW" ACES36AL & ACES48AL						
31VF3CA	3 Speed Fan Controller, 100VA, suitable for use with Airflow ACES36AL & ACES48AL.	115mm	73mm	11mm - plate 14mm - knob 40mm - wall recess	84mm apart	**21**
31VF3CB	3 Speed Fan Controller, 100VA, suitable for Airflow ACES56AL and AFLR48.	115mm	73mm	11mm - plate 14mm - knob 40mm - wall recess	84mm apart	**21**
ELECTRONIC TIMER CONTROLS - 250V/10A						
31VETR	254 minutes, 2 wire.	115mm	73mm	11mm	84mm apart	**21**
31VETR3	15 hours, 3 wire.	115mm	73mm	11mm	84mm apart	**21**
31VETF	10 minutes, fans/lights.	115mm	73mm	11mm	84mm apart	**21**
PNEUMATIC TIME DELAY SWITCHES						
319	Time Delay Switch.	115mm	73mm	11mm	84mm apart	**22**
319RA	Time Delay Switch, reverse action.	115mm	73mm	11mm	84mm apart	**22**
319N	Time Delay Switch with Neon.	115mm	73mm	11mm	84mm apart	**22**
319HP	Time Delay Switch, Weatherproof/Hose Proof.	115mm	73mm	11mm	84mm apart	**22**
319X	Time Delay Switch with Extra Switch.	115mm	73mm	11mm	84mm apart	**22**
ANALOGUE TIMER CONTROLS						
TC15/24	24 Hour Timer, Single Power Outlet, 250V/10A (with safety shutter).	121mm	79mm	42mm	84mm apart	**22**
TC15/15/24	24 Hour Timer, Single Socket Outlet, 250V/15A (with safety shutter).	121mm	79mm	42mm	84mm apart	**22**
TC15/15/7D	7 Day Timer, Single Power Outlet, 250V/15A (with safety shutter).	121mm	79mm	42mm	84mm apart	**22**
TC32V1	1 Hour Timer, Flush Switch, 250V/15A.	115mm	73mm	62mm	84mm apart	**22**
TC32V24	24 Hour Timer, Flush Switch, 250V/15A.	115mm	73mm	62mm	84mm apart	**22**
TC32V7D	7 Day Timer, Flush Switch, 250V/15A.	115mm	73mm	62mm	84mm apart	**22**
TC475/24	24 Hour Timer, Portable Dual Switch Socket.	160mm	130mm	120mm	N/A	**22**
SUNSET SWITCH						
31VSSR	Sunset Switch, 250V/10A, 16 hours, 2 wire, IP56 (standard size).	115mm	74mm	50mm	84mm apart	**23**
BOOSTER ELEMENT RELAY						
31VBER	Booster Relay for Solar Hot Water Element, 250V/15A.	115mm	73mm	plate - 16mm button - 4.5 wall recess - 29mm	84mm apart	**23**
SWITCH MULTIPLIERS						
780/1	Switch Multiplier, 250V/10A, 1 way.	96mm	70mm	48mm	73mm apart	**23**
780/2	Switch Multiplier, 250V/10A, 2 way.	96mm	70mm	48mm	73mm apart	**23**
780K1	Switch Multiplier, 250V/10A, 1 way (with 2 gang architrave switch assembly).	96mm	70mm	48mm	73mm apart	**23**
780K2	Switch Multiplier Mechanism, 250V/10A, 2 way.	96mm	70mm	48mm	73mm apart	**23**
780M	Switch Multiplier Mechanism, 250V/10A.	N/A	N/A	N/A	N/A	**23**
780A2M	Switch Multiplier Mechanism (suits 2 loads 2 way type A bias).	N/A	N/A	N/A	N/A	**23**
780B2M	Switch Multiplier Mechanism (suits 2 loads 2 way type B bias).	N/A	N/A	N/A	N/A	**23**
UNDER VOLTAGE RELAYS						
15X15RZ	Single Power Outlet, 250V/15A (with no volt relay and reset switch).	115mm	73mm	11mm	84mm apart	**24**
15XRZ	Single Power Outlet, 250V/10A (with no volt relay and reset switch).	115mm	73mm	11mm	84mm apart	**24**
32VRZ	No Volt Relay and Reset Switch, 250V/10A (standard size).	115mm	73mm	11mm	84mm apart	**24**
32VRZ15	No Volt Relay and Reset Switch, 250V/15A (standard size).	115mm	73mm	11mm	84mm apart	**24**

CLIPSAL ELECTRICAL ACCESSORIES

Cat No	Description	Length	Width	Depth	Mounting Centres	PAGE
KEY TAG TYPE SWITCHES - 250V a.c.						
36VKT3N	Key Tag Switch, suits 3x20A, 1/2way circuit with neon.	115mm	73mm	11mm	84mm apart	25
36VKT3NX	Key Tag Switch, suits 3x20A, 1/2way circuit, neon, extra 250V a.c. 10A switch mech.	115mm	73mm	11mm	84mm apart	25
36VKT4	Key Tag Type Switch, suits 4x20A, 1/2way circuits.	115mm	73mm	11mm	84mm apart	25
36VKT4X	Key Tag Type Switch, suits 4x20A, 1/2way circuits, extra 10A 250V a.c. switch mech.	115mm	73mm	11mm	84mm apart	25
KEY TAG ONLY						
35VKT	Key Tag, suits 35VKT series switches.	120mm	45mm	5mm	N/A	25
2034VKT	Short Key Tag, suits 2034VKT series switches.	92mm	40mm	7mm	N/A	25
KEY OPERATED SWITCHES - 250V, 20A/16AX						
31VK1	Key Operated Switch, 1 way (locks in Off position).	115mm	73mm	11mm	84mm apart	25
31VK1/2	Key Operated Switch, 2 way (locks in Off position).	115mm	73mm	11mm	84mm apart	25
31VK2	Key Operated Switch, 1 way (locks in On and Off position).	115mm	73mm	11mm	84mm apart	25
31VK2/2	Key Operated Switch, 2 way (locks in On and Off position).	115mm	73mm	11mm	84mm apart	25
COMMON KEYED SWITCHES						
31VK1CK	Key Operated Switch, 250V 20A/16AX, 1 way (locks in Off position).	115mm	73mm	11mm	84mm apart	25
31VK1/2CK	Key Operated Switch, 250V 20A/16AX, 2 way (locks in Off position).	115mm	73mm	11mm	84mm apart	25
31VK2CK	Key Operated Switch, 250V 20A/16AX, 1 way (locks in On and Off position).	115mm	73mm	11mm	84mm apart	25
31VK2/2CK	Key Operated Switch, 250V 20A/16AX, 2 way (locks in On and Off position).	115mm	73mm	11mm	84mm apart	25
CEILING SWITCHES						
306	Ceiling Switch, 250V/15A, 1 way.	52mm Ø		71mm	39mm	26
342	Ceiling Switch, 250V/10A, 1 way.	52mm Ø		71mm	39mm	26
343	Ceiling Switch, 250V/10A, 2 way.	52mm Ø		71mm	39mm	26
346	Ceiling Switch, 250V/15A, 1 way.	52mm Ø		71mm	39mm	26
WILCO CEILING SWITCH						
PC1	Ceiling Switch, pull cord, 10A, double pole with indicator.	57mm	45mm	18mm	30mm x 28mm	26
FOOT OPERATED SWITCH						
360	Foot Operated Switch, 250V/10A, double pole.	93mm	55mm	29mm	68 x 18mm apart	26
AMERICAN STYLE FLUSH SWITCHES AND PLATES - INDIRECT MOUNTING						
321	1 Gang Switch Plate.	115mm	70mm	8mm	60mm apart	27
321R	Switch Plate, suits one socket.	115mm	70mm	8mm	60mm apart	27
322/1R	Switch Plate, suits 1 switch and 1 socket.	116mm	116mm	8mm	60 x 46mm	27
320	Switch Mechanism, 250V a.c./10A, 1 way.	93mm	35mm		84mm apart	27
320/15	Switch Mechanism, 250V a.c./15A, 1way.	93mm	35mm		84mm apart	27
DC3	Flush Switch, 5A, 3 terminal, 1 way, d.c. (with mounting lugs).	93mm	35mm	36mm	84mm apart	27
DC3-SPDT	Flush Switch, 5A, 3 terminal, single pole/double throw, d.c. (with mounting lugs).	93mm	35mm	36mm	84mm apart	27
WSW110	Flush Switch, 10A, 1 way.	93mm	35mm	32mm	84mm apart	27
WSW110/TW	Flush Switch, 10A, 2 way.	93mm	35mm	32mm	84mm apart	27
WSW116	Flush Switch, 16A, 1 way.	93mm	35mm	32mm	84mm apart	27
WSW116/TW	Flush Switch, 16A, 2 way.	93mm	35mm	32mm	84mm apart	27
FS169/I	Flush Switch, 10A, intermediate (with mounting lugs).	93mm	35mm	22mm	84mm apart	27
FS169/15DPDT	Flush Switch, 15A, intermediate, double pole/double throw (with mounting lugs).	93mm	35mm	22mm	84mm apart	27
WILCO SURFACE SWITCH						
SS165/15/2	Surface Switch, 15A, 2 way, 3 terminal, screw secured cover (52mm diameter).	52mm Ø		17mm	36mm apart	28
SURFACE SWITCHES - 250V						
362	Surface Switch, 10A, 1 way, 3 terminal.	60mm Ø		19mm	48mm apart	28
362/15	Surface Switch, 15A, 1 way, 3 terminal.	60mm Ø		19mm	48mm apart	28
363	Surface Switch, 10A, 2 way, 4 terminal.	60mm Ø		19mm	48mm apart	28
389	Surface Switch, 25A a.c., 32V d.c., 1 way.	61mm Ø		27mm	43mm apart	28
BELL PRESS						
98	Bell Press, illuminated.	60mm	25mm	19mm	48mm apart	28

STANDARD RANGE QUICK REFERENCE GUIDE (Continued)

Cat No	Description	Length	Width	Depth	Mounting Centres	PAGE
WILCO PUSH BUTTON SWITCHES - WITH COLLAR AND LOCKNUT						
PBS136	2A, single pole.	28mm	15mm	28mm (Room protrusion - 18mm)	N/A	**28**
PBS236	2A double pole.	28mm	15mm	34mm (Room protrusion - 18mm)	N/A	**28**
PUSH BUTTON WEATHERPROTECTED 1P53 SURFACE SWITCHES - 1 GANG, SINGLE POLE						
WPBSW110	10A, 1 way/2 way.	60mm	35mm	32mm		**28**
WPBSW116	16A, 1 way/2 way.	60mm	35mm	32mm		**28**
CIRCUIT IDENTIFICATION PRODUCTS						
30P	Removable Blank Plug, suits 30 series.	21mm	21mm	10mm		**29**
30PFO	Plug, marked "FRIDGE - FREEZER ONLY".	21mm	21mm	10mm		**29**
30PID	30 Series ID Circuit Plug, tamper proof.	21mm	21mm	7mm		**29**
30PIDA4L	Label Sheets, 10 x A4 packet (RD, BU, GR, YL, WE colours available).	N/A	N/A	N/A	N/A	**29**
9	Cap, suits switch plate screw recesses.	8mm Ø		5mm	N/A	**29**
9SERIES	Identi, caps for circuit identification.	8mm Ø		5mm	N/A	**29**
MOUNTING ACCESSORIES						
ET30	Screw Mounting Earthing Terminal.	6mm	N/A	N/A	N/A	**29**
B30GFZ	Mounting Clip with Moulded Surround.	45mm	27mm	11mm	24mm apart	**29**
F30Z1	Mounting Clip Mechanism, suits 1mm thick sheet.	29mm	29mm	N/A	N/A	**29**
F30Z1.5	Mounting Clip Mechanism, suits 1.5mm thick sheet.	29mm	29mm	N/A	N/A	**29**
F30Z2	Mounting Clip Mechanism, suits 2mm thick sheet.	29mm	29mm	N/A	N/A	**29**
F30Z4	Mounting Clip Mechanism, suits 4m thick sheet.	29mm	29mm	N/A	N/A	**29**
31/3F	Three Gang Mounting Flange.	162mm	116mm	11mm	92mm apart	**29**
CABLE CONNECTION ACCESSORIES						
31VXCB	Blank Plate with 30A Connector Block.	115mm	73mm	11mm	84mm apart	**30**
32VA15/38TB	30M15 Mech and 38TB Terminal Block in Standard Size Plate.	115mm	73mm	11mm	84mm apart	**30**
38	Grommet, suits up to 2.5mm^2 ordinary duty flex cord.	22mm Ø			N/A	**30**
38A	Grommet, suits up to 1.5mm^2 ordinary duty flex cord.	22mm Ø			N/A	**30**
38X	Grommet, suits up to 1mm^2 ordinary duty flex cord.	22mm Ø			N/A	**30**
38Y	Grommet, suits figure 8 two core flex cord.	22mm Ø			N/A	**30**
38Z	Grommet, suits up to 0.75mm^2 light duty flex cord.	22mm Ø			N/A	**30**
38HD	Grommet, suits up to 2.5mm^2 ordinary duty with clamp.	25mm	21mm	30mm	N/A	**30**
38TB	Cord Outlet Terminal Block with Grommet, suits 30 Series plates.	32mm	22mm		N/A	**30**
PROTECTED SWITCH - 250V, MOULDED, 1 WAY/2 WAY						
PSM110	10A.	75mm	46mm	51mm	69mm apart	**31**
PSM115	15A.	75mm	46mm	51mm	69mm apart	**31**
PROTECTED SWITCHES - 250V, 10A, ZINC DIE CAST						
PS110	Single pole.	79mm	51mm	50mm	37mm apart	**31**
PS110-DC	Single pole, d.c. operation.	79mm	51mm	50mm	37mm apart	**31**
PS110-DP	Double pole.	79mm	51mm	50mm	37mm apart	**31**
PS110-I	Single pole, intermediate.	79mm	51mm	50mm	37mm apart	**31**
PS110-N	Single pole, with neon.	79mm	51mm	50mm	37mm apart	**31**
PS110-TW	Single pole, 2 way.	79mm	51mm	50mm	37mm apart	**31**
PS110-2	Single pole, two gang.	101mm	79mm	50mm	82mm apart	**31**
PS110-2DP	Double pole, two gang.	101mm	79mm	50mm	82mm apart	**31**
PS1102I	Single pole, two gang, intermediate.	101mm	79mm	50mm	82mm apart	**31**
PROTECTED SWITCHES - 250V, 16A, ZINC DIE CAST, SINGLE POLE						
PS116	Single pole.	80mm	51mm	50mm	38mm apart	**31**
PS116/TW	Two gang.	80mm	51mm	50mm	38mm apart	**31**
PS116/2	2 way.	101mm	80mm	50mm	82mm apart	**31**

STANDARD RANGE QUICK REFERENCE GUIDE (Continued)

CLIPSAL ELECTRICAL ACCESSORIES

Cat No	Description	Length	Width	Depth	Mounting Centres	PAGE
STANDARD SIZE SINGLE AUTOMATICALLY SWITCHED SOCKET OUTLETS - HORIZONTALLY MOUNTED						
10	10A, single pole.	115mm	73mm	16mm	84mm apart	33
10D	10A, double pole.	115mm	73mm	16mm	84mm apart	33
10DS	10A, double pole with safety shutters.	115mm	73mm	16mm	84mm apart	33
10DN	10A, double pole with safety shutters & neon.	115mm	73mm	16mm	84mm apart	33
10DLS	10A, round earth, double pole with safety shutter.	115mm	73mm	16mm	84mm apart	33
10D15S	15A, double pole with safety shutter.	115mm	73mm	16mm	84mm apart	33
10DWP	10A, double pole flush weather proof.	93mm	82mm	12mm	70 x 54mm	33
10DWP15	15A, double pole flush weather proof.	93mm	82mm	12mm	70 x 54mm	33
415VF	10A, double pole with flap, IP34 rating.	101mm	80mm	37mm	76 x 65mm	33
415VF15	15A, double pole with flap, IP34 rating.	101mm	80mm	37mm	76 x 65mm	33
10PL	10A, single pole with security flap.	115mm	73mm	22mm	84mm apart	33
STANDARD SIZE TWIN AUTOMATICALLY SWITCHED SOCKET OUTLETS - 10A, HORIZONTALLY MOUNTED						
20	Single pole.	115mm	73mm	16mm	84mm apart	34
20D	Double pole.	115mm	73mm	16mm	84mm apart	34
20DS	Double pole with safety shutters.	115mm	73mm	16mm	84mm apart	34
20DN	Double pole with safety shutters & neons.	115mm	73mm	16mm	84mm apart	34
20DLS	Round earth, double pole & safety shutters.	115mm	73mm	16mm	84mm apart	34
SKIRTING MOUNTED SINGLE AUTOMATICALLY SWITCHED SOCKET OUTLET						
11	Single Auto Switched Socket Outlet, skirting mounted, 10A, single pole, 99 x 45mm at centre.	95mm	45mm	17mm	78mm apart	34
SKIRTING MOUNTED TWIN AUTOMATICALLY SWITCHED SOCKET OUTLETS - 10A						
11/2	Single pole.	125mm	50mm	17mm	104mm apart	34
11/2MF	Single pole to suit ducting.	125mm	50mm	17mm	104mm apart	34
11/2MFN	Single pole, safety shutters, neons, suits ducting.	125mm	50mm	17mm	104mm apart	34
AUTOMATICALLY SWITCHED SOCKET OUTLETS - SINGLE						
10M	10A, single pole.	97mm	43mm	29mm	84mm apart	35
10MD	10A, double pole.	97mm	43mm	29mm	84mm apart	35
10MDS	10A, double pole with safety shutter.	97mm	43mm	29mm	84mm apart	35
10MDLS	10A, round earth, double pole with safety shutter.	97mm	43mm	29mm	84mm apart	35
10MD15S	15A, double pole with shutter.	97mm	43mm	29mm	84mm apart	35
10MD20	20A, double pole.	97mm	43mm	29mm	84mm apart	35
SPECIAL PURPOSE AUTOMATICALLY SWITCHED SOCKET OUTLETS						
10MP	Single Auto Switched Socket Outlet Mechanism, 10A, single pole. Fascia - 42mm Ø.	42mm	43mm	33mm (Room protrusion - 3.5mm)	See mounting detail Pg. 38	35
10MDP	Single Auto Switched Socket Outlet Mechanism, 10A, double pole. Fascia - 42mm Ø.	42mm	43mm	33mm (Room protrusion - 3.5mm)	See mounting detail Pg. 38	35
10MDPL	Single Auto Switched Socket Outlet Mechanism, 10A, round earth, double pole. Fascia - 42mm Ø.	42mm	43mm	33mm (Room protrusion - 3.5mm)	See mounting detail Pg. 38	35
10MDP15	Single Auto Switched Socket Outlet Mechanism, 15A, double pole. Fascia - 42mm Ø.	42mm	43mm	33mm (Room protrusion - 3.5mm)	See mounting detail Pg. 38	35
10MDLB	Single Auto Switched Socket Outlet Mechanism, 10A, double pole.	60mm	42mm	33mm	50mm apart	36
10MDSLB	Single Auto Switched Socket Outlet Mechanism, 10A, double pole with safety shutter.	60mm	42mm	33mm	50mm apart	36
10MDLSLB	Single Auto Switched Socket Outlet Mechanism, round earth, double pole, safety shutter.	60mm	42mm	33mm	50mm apart	36
10MD15SLB	Single Auto Switched Socket Outlet Mechanism, 15A, double pole with safety shutter.	60mm	42mm	33mm	50mm apart	36
10MD20LB	Single Auto Switched Socket Outlet Mechanism, 20A, double pole.	60mm	42mm	33mm	50mm apart	36
G10MDS	GEC Miniplug Mechanism, 10A, double pole with safety shutter.	46mm	46mm	34mm	N/A	36
G10FMDS	GEC AF Series Mechanism, 10A, double pole with safety shutter.	74mm Ø		31mm	64mm apart	36
G10FMD15S	GEC AF Series Mechanism, 15A, double pole with safety shutter.	74mm Ø		31mm	64mm apart	36
G10FMDLS	GEC AF Series Mechanism, 10A, round earth with safety shutter.	74mm Ø		31mm	64mm apart	36
SKIRTING MOUNTED SIDE CONNECTING SOCKET OUTLETS - 250V/10A, SINGLE POLE						
12M	Single Auto Switched Socket Outlet.	63mm	43mm	29mm	N/A	37
17M	Single Auto Switched Socket Outlet.	90mm	43mm	29mm	N/A	37
STANDARD SIZE SINGLE TOGGLE SWITCHED SOCKET OUTLETS - 250V/20A, HORIZONTALLY MOUNTED						
42/20	Single Switched Socket Outlet, toggle switch, single pole.	115mm	70mm	15mm	84mm apart	37
42/20N	Single Switched Socket Outlet, toggle switch, single pole with safety shutter & neon.	115mm	70mm	15mm	84mm apart	37
SINGLE TOGGLE NARROW ARCHITRAVE SIZE SWITCHED SOCKET OUTLETS - 250V/10A, VERTICALLY MOUNTED						
40	Single pole.	115mm	48mm	15mm	98mm apart	37
40D	Double pole.	115mm	48mm	15mm	98mm apart	37

STANDARD RANGE QUICK REFERENCE GUIDE (Continued)

Cat No	Description	Length	Width	Depth	Mounting Centres	PAGE
UNSWITCHED SOCKET OUTLETS- SINGLE						
405	250V/10A, 2 pin parallel.	96mm	42mm	33mm (Room protrusion - 3.5mm)	84mm apart	**38**
405/32	32V/15A, 2 pin polarised, extra low voltage.	96mm	42mm	33mm (Room protrusion - 3.5mm)	84mm apart	**38**
415	250V/10A, 3 pin.	96mm	42mm	33mm (Room protrusion - 3.5mm)	84mm apart	**38**
415L	250V/10A, 3pin, round earth pin.	96mm	42mm	33mm (Room protrusion - 3.5mm)	84mm apart	**38**
415/110	110V/10A, 3 pin, 2 round live pins.	96mm	42mm	33mm (Room protrusion - 3.5mm)	84mm apart	**38**
415/15	250V/15A, 3 pin.	96mm	42mm	33mm (Room protrusion - 3.5mm)	84mm apart	**38**
415MP	250V/10A, 3 pin, panel mount.	43mm	42mm	33mm (Room protrusion - 3.5mm)	See mounting detail Pg. 38	**38**
415MP15	250V/15A, 3 pin, panel mount.	43mm	42mm	33mm (Room protrusion - 3.5mm)	See mounting detail Pg. 38	**38**
415MPL	S250V/10A, 3 pin, round earth, panel mount.	43mm	42mm	33mm (Room protrusion - 3.5mm)	See mounting detail Pg. 38	**38**
426	250V/10A, 3 pin, suits round J-Box.	66mm Ø		24mm	50mm apart	**38**
426L	250V/10A, 3 pin, round earth pin, suits round J-Box.	66mm Ø		24mm	50mm apart	**38**
426/15	250V/15A, 3 pin, suits round J-Box.	66mm Ø		24mm	50mm apart	**38**
WILCO SOCKET OUTLETS (GREY ONLY) - SINGLE						
FOS106	250V/10A, 3 flat pins.	96mm	42mm	28mm	84mm apart	**39**
FOS106R	250V/10A, 3 pins, round earth pin.	96mm	42mm	28mm	84mm apart	**39**
FOS106/2R	110V/10A, 3pins, 2 round live pins.	96mm	42mm	28mm	84mm apart	**39**
FOS106/15	250V/15A, 3 flat pins.	96mm	42mm	28mm	84mm apart	**39**
FOS105T	2 flat polarised, extra low voltage.	96mm	42mm	28mm	84mm apart	**39**
ELECTRIC CLOCK CONNECTION ACCESSORIES - 250V						
408/3	Clock Point Recessed Socket, 15A, 50Hz, 3 pin.	106mm	59mm	25mm	84mm apart	**39**
408/3A	Clock Point Recessed Socket, 3 pin, suitable for other than 50Hz.	106mm	59mm	25mm	84mm apart	**39**
408/4	Clock Point Recessed Socket, 5A, 4 pin.	106mm	59mm	25mm	84mm apart	**39**
409/3	Clock Point Plug, 5A, 50Hz, 3 pin.	48mm	35mm	11mm	N/A	**39**
409/3A	Clock Point Plug, 3 pin, suitable for other than 50Hz.	48mm	35mm	11mm	N/A	**39**
409/4	Clock Point Plug, 5A, 50Hz, 4 pin.	48mm	35mm	11mm	N/A	**39**
STANDARD SIZE SINGLE SWITCHED SOCKET OUTLETS - 250V, HORIZONTALLY MOUNTED						
15	10A.	115mm	73mm	14mm	84mm apart	**41**
15S	10A with safety shutter.	115mm	73mm	14mm	84mm apart	**41**
15N	10A with safety shutter and neon.	115mm	73mm	14mm	84mm apart	**41**
15D	10A, double pole.	115mm	73mm	14mm	84mm apart	**41**
15D15	15, double pole.	115mm	73mm	14mm	84mm apart	**41**
15DN	S10A, double pole, with safety shutter & neon.	115mm	73mm	14mm	84mm apart	**41**
15DD	10A, double pole, deep plate.	115mm	73mm	33mm	84mm apart	**41**
15DX	10A, double pole with extra switch.	115mm	73mm	14mm	84mm apart	**41**
15/15	15A.	115mm	73mm	14mm	84mm apart	**41**
15/15S	15A with safety shutter.	115mm	73mm	14mm	84mm apart	**41**
15/15N	15A with safety shutter and neon.	115mm	73mm	14mm	84mm apart	**41**
15L	10A, round earth pin.	115mm	73mm	14mm	84mm apart	**41**
15LN	10A, round earth pin with safety shutter and neon.	115mm	73mm	14mm	84mm apart	**41**
15X	S10A with extra switch.	115mm	73mm	14mm	84mm apart	**41**
15XS	10A with extra switch and safety shutter.	115mm	73mm	14mm	84mm apart	**41**
15XN	10A with extra switch, safety shutter and neon.	115mm	73mm	14mm	84mm apart	**41**
15XX	10A with two extra switches.	115mm	73mm	14mm	84mm apart	**41**
STANDARD SIZE TWIN SWITCHED SOCKET OUTLETS - 250V, HORIZONTALLY MOUNTED						
25	10A.	115mm	73mm	16mm	84mm apart	**42**
25S	10A with safety shutters.	115mm	73mm	16mm	84mm apart	**42**
25N	10A with safety shutters and neons.	115mm	73mm	16mm	84mm apart	**42**
25D	10A, double pole.	115mm	73mm	16mm	84mm apart	**42**
25D15	15A, double pole.	115mm	73mm	16mm	84mm apart	**42**
25/15	15A.	115mm	73mm	16mm	84mm apart	**42**
25/15S	15A with safety shutters.	115mm	73mm	16mm	84mm apart	**42**
25/15N	15A with safety shutters and neons.	115mm	73mm	16mm	84mm apart	**42**

STANDARD RANGE QUICK REFERENCE GUIDE (Continued)

CLIPSAL ELECTRICAL ACCESSORIES

Cat No	Description	Length	Width	Depth	Mounting Centres	PAGE
STANDARD SIZE TWIN SWITCHED SOCKET OUTLETS - 250V, HORIZONTALLY MOUNTED (continued)						
25/1510	15 & 10A.	115mm	73mm	16mm	84mm apart	**42**
25L	10A, round earth pin.	115mm	73mm	16mm	84mm apart	**42**
25X	10A, with extra one way switch.	115mm	73mm	16mm	84mm apart	**42**
25XS	10A, extra one way switch and shutters.	115mm	73mm	16mm	84mm apart	**42**
MF25X	10A, marked with "FAN" on extra switch.	115mm	73mm	16mm	84mm apart	**42**
ML25X	10A, marked with "LIGHT" on extra switch.	115mm	73mm	16mm	84mm apart	**42**
25XA	10A with removable extra switch.	115mm	73mm	16mm	84mm apart	**42**
25XAN	10A, removable extra switch, safety shutters & neons.	115mm	73mm	16mm	84mm apart	**42**
25XD	10A, double pole & removable extra switch.	115mm	73mm	16mm	84mm apart	**42**
STANDARD SIZE SINGLE SWITCHED SOCKET OUTLETS - 250V, VERTICALLY MOUNTED						
15V	10A.	115mm	73mm	14mm	84mm apart	**43**
15VS	10A with safety shutter.	115mm	73mm	14mm	84mm apart	**43**
15VN	10A with safety shutter and neon.	115mm	73mm	14mm	84mm apart	**43**
15V15	15A.	115mm	73mm	14mm	84mm apart	**43**
15V15N	15A with safety shutter and neon.	115mm	73mm	14mm	84mm apart	**43**
15VX	10A with removable extra switch.	115mm	73mm	14mm	84mm apart	**43**
15VXS	10A with safety shutters and removable extra switch.	115mm	73mm	14mm	84mm apart	**43**
15VXN	10A with safety shutters, neon and removable extra switch.	115mm	73mm	14mm	84mm apart	**43**
15VXX	10A with two removable extra switches.	115mm	73mm	14mm	84mm apart	**43**
STANDARD SIZE TWIN SWITCHED SOCKET OUTLETS - 250V/10A, VERTICALLY MOUNTED						
15/2V	Two piece base.	115mm	73mm	14mm	84mm apart	**43**
15/2VS	With safety shutters, two piece base.	115mm	73mm	14mm	84mm apart	**43**
15/2VN	With neons and safety shutters, two piece base.	115mm	73mm	14mm	84mm apart	**43**
15D2V	Double pole, two piece base.	115mm	73mm	14mm	84mm apart	**43**
15DD2V	Double pole with deep plate, two piece base.	133mm	83mm	37mm	97mm apart	**43**
25V	Twin Switched Socket Outlet, 250V/10A.	115mm	73mm	16mm	84mm apart	**43**
25VXA	With removable extra switch.	115mm	73mm	16mm	84mm apart	**43**
SKIRTING MOUNTED SINGLE SWITCHED SOCKET OUTLETS - 250V						
16	10A with safety shutter.	98mm	45mm	14mm	78mm apart	**44**
16N	10A with safety shutter and neon.	98mm	45mm	14mm	78mm apart	**44**
16F	10A, in line terminals.	98mm	45mm	14mm	78mm apart	**44**
16/15	15A.	98mm	45mm	14mm	78mm apart	**44**
16X	10A with extra switch.	125mm	45mm	14mm	104mm apart	**44**
16D	10A, double pole.	98mm	45mm	14mm	78mm apart	**44**
SKIRTING MOUNTED TWIN SWITCHED SOCKET OUTLETS - 250V						
16/2	10A.	168mm	45mm	13mm	145mm apart	**44**
16/2S	10A with safety shutters.	168mm	45mm	13mm	145mm apart	**44**
16/2N	10A with neons & safety shutters.	168mm	45mm	13mm	145mm apart	**44**
16/2F	10A with straight sides.	168mm	45mm	13mm	145mm apart	**44**
16/2MF	10A, suits ducting.	156mm	44mm	18mm	136mm apart	**44**
16/2MF1510	T15A &10A, suits ducting.	156mm	44mm	18mm	136mm apart	**44**
16/2MFD	10A, double pole.	156mm	44mm	18mm	136mm apart	**44**
INTERMEDIATE SINGLE SWITCHED SOCKET OUTLETS - HORIZONTALLY MOUNTED						
14	Single Switched Socket Outlet, intermediate size, 250V/10A, horizontal.	115mm	61mm	13mm	84mm apart	**44**
LARGE FORMAT SIZE SINGLE SWITCHED SOCKET OUTLETS - 250V/10A, HORIZONTALLY MOUNTED						
15/2	Single pole.	115mm	115mm	14mm	84 x 46mm	**45**
15/2S	Single pole with safety shutter.	115mm	115mm	14mm	84 x 46mm	**45**
15/2N	Single pole with safety shutter & neon.	115mm	115mm	14mm	84 x 46mm	**45**
LARGE FORMAT SIZE TWIN SWITCHED SOCKET OUTLETS - 250V/10A, (115mm x 115mm), VERTICALLY MOUNTED						
25/2V	Twin Switched Socket Outlet.	115mm	115mm	11mm	84 x 46mm	**45**
25/2VS	With safety shutters.	115mm	115mm	11mm	84 x 46mm	**45**
25-2VN	With neons and safety shutters .	115mm	115mm	11mm	84 x 46mm	**45**
LARGE FORMAT SIZE TWIN SWITCHED SOCKET OUTLETS - HORIZONTALLY MOUNTED						
23	Twin Switched Socket Outlet, large format, 250V/10A.	145mm	86mm	15mm	120mm apart	**45**

STANDARD RANGE QUICK REFERENCE GUIDE (Continued)

Cat No	Description	Length	Width	Depth	Mounting Centres	PAGE
PROTECTED SOCKET OUTLETS						
15/15EL10	Single Switched Socket Outlet, 250V/15A, with RCD, 10mA.	116mm	74mm	30mm	84mm apart	46
15/15EL30	Single Switched Socket Outlet, 250V/15A, with RCD, 30mA.	116mm	74mm	30mm	84mm apart	46
25EL10	Twin Switched Socket Outlet, 250V/10A, with RCD, 10mA.	116mm	74mm	30mm	84mm apart	46
25EL30	Twin Switched Socket Outlet, 250V/10A, with RCD, 30mA.	116mm	74mm	30mm	84mm apart	46
25ELSB	Spacer Block, (L122 X W83 X H30mm).	116mm	74mm	30mm	84mm apart	46
25SF	Twin switched socket outlet, 250V/10A, surge protected. (L115 X W73 X H16mm).	115mm	73mm	plate - 17mm wall recess - 23mm	84mm apart	46
30SFFM	Surge Filter Mechanism, 250V/10A.	-	-	-	-	46
COOKER SOCKET OUTLET & PLUG						
800CL	1.8m, 4mm^2 Cord, with 250V/32A 3 pin plug.	-	-	-	-	46
31VCS	3 Pin Cooker Socket on Standard Plate, 250V/32A (Suits 800CL).	115mm	73mm	11mm	84mm apart	46
UNIVERSAL SHAVER OUTLET - 240V-110V						
727	Universal Shaver Outlet, Dual Voltage.	258mm	73mm	17mm	230 x 40mm	46
727H	Universal Shaver Outlet, Dual Voltage (horizontal mount).	184mm	85mm	18mm	152mm	46
727V	Universal Shaver Outlet, Dual Voltage, (vertical mount).	184mm	85mm	18mm	152mm	46
TV ANTENNA CONNECTION ACCESSORIES						
31VTVA	1 Gang Standard Pattern Television Assembly.	115mm	73mm	11mm	84mm apart	47
31VTV75	TV Antenna Socket in Standard Plate, 75 Ohm.	115mm	73mm	11mm	84mm apart	47
31TVF	"PAY TV" Antenna Socket in Standard Plate.	115mm	73mm	11mm	84mm apart	47
32TVACFF	"PAY TV/FTA TV" with a.c. Isolation.	115mm	73mm	11mm	84mm apart	47
32TVFF	"PAY TV/FTA TV" with F Type Connection.	115mm	73mm	11mm	84mm apart	47
32TVSF	"PAY TV/FTA TV" Screw Coaxial Connection.	115mm	73mm	11mm	84mm apart	47
31VTV75ACF	TV Socket with 3kVAc Isolation, 75 Ohm in standard size plate.	115mm	73mm	11mm	84mm apart	47
31VTV75F	TV Socket with F Type Conneciton, 75 Ohm in standard size plate.	115mm	73mm	11mm	84mm apart	47
32VTV75FM	TV-FM Splitter in standard size plate.	115mm	73mm	11mm	84mm apart	47
TV CONNECTION SOCKETS, PLUGS & TERMINATORS						
30TV75P	Coaxial Cable Plug, 75 Ohm.	33mm	11mm	11mm	N/A	48
30TV75CS	TV Antenna Connection Socket, 75 Ohm.	33mm	11mm	11mm	N/A	48
30TV75C	Coaxial RG59 Cable Connection Plug, 75 Ohm screw type.	18mm	17mm	17mm	N/A	48
30TV75C1	Coaxial RG6 Cable Connection Plug, 75 Ohm screw type.	18mm	17mm	17mm	N/A	48
30TV75T	Terminator, suits sockets.	18mm	17mm	17mm	N/A	48
TV SURFACE MOUNTING CONNECTION ACCESSORY						
30TV75S	Coaxial Cable Surface Socket, 75 Ohm.	54mm	29mm	25mm	N/A	48
TV ANTENNA MECHANISMS						
30PFM	"F" Type Connection, 75 Ohm, suits "PAY TV".	22mm	22mm	26mm	N/A	49
30TVM	"PAY TV/FTA TV" with F Type Connection.	22mm	22mm	19mm	N/A	49
30TVFM	TV Socket, 300 Ohm type, front clip.	21mm	21mm	19mm	N/A	49
30TV75M	TV Antenna Socket, 75 Ohm, suits 30 Series plates.	22mm	22mm	38mm	N/A	49
30TV75MF	TV Antenna Socket, 75 Ohm, with "F" type connection.	22mm	22mm	35mm	N/A	49
30TV75MACF	TV Antenna Socket, 75 Ohm, with 3kV a.c. isolation.	22mm	22mm	33mm	N/A	49
30TV75MS	TV Antenna Socket, 75 Ohm (screw fixing, solderless).	22mm	22mm	28mm	N/A	49
TV FLY LEADS - 1.8M						
3105FL118MW	Male to Male.	N/A	N/A	N/A	N/A	49
3105FL118FW	Male to Female.	N/A	N/A	N/A	N/A	49
CHEMICAL RESISTANT STANDARD INDUSTRIAL RANGE						
31VA	Flush Plate, with 1 x 30M mechanism in vertical format.	115mm	73mm	11mm	84mm apart	51
32VA	Flush Plate, with 2 x 30M mechanism in vertical format.	115mm	73mm	11mm	84mm apart	51
33VA	Flush Plate, with 3 x 30M mechanism in vertical format.	115mm	73mm	11mm	84mm apart	51
34VA	Flush Plate, with 4 x 30M mechanism in vertical format.	115mm	73mm	11mm	84mm apart	51
35VA	Flush Plate, with 5 x 30M mechanism in vertical format.	115mm	73mm	11mm	84mm apart	51
36VA	Flush Plate, with 6 x 30M mechanism in vertical format.	115mm	73mm	11mm	84mm apart	51
31VX	Blank Flush Plate.	115mm	73mm	11mm	84mm apart	51
15	Single Switched Socket Outlet, 250V/10A, horizontal mounting.	115mm	73mm	14mm	84mm apart	51
15X	Single Switched Socket Outlet, 250V/10A, with extra switch, horizontal mounting.	115mm	73mm	14mm	84mm apart	51
15/15	Single Switched Socket Outlet, 250V/15A, horizontal mounting.	115mm	73mm	14mm	84mm apart	51
15V	Single Switched Socket Outlet, 250V/10A, vertical mounting.	115mm	73mm	14mm	84mm apart	51
25V	Twin Switched Socket Outlet, 250V/10A, single base, vertical mounting.	115mm	73mm	16mm	84mm apart	51
25	Twin Switched Socket Outlet, 250V/10A, horizontal mounting.	115mm	73mm	16mm	84mm apart	51
25XA	Twin Switched Socket Outlet, 250V/10A, with extra switch, horizontal mounting.	115mm	73mm	16mm	84mm apart	51
449A	1 Gang Mounting Block, suits all flush plates with 115 x 73mm and 84mm centres.	122mm	78mm	32mm	84mm apart	51
449ASD	14mm Spacer, for standard pattern accessories, with 84mm centres, four mounting holes in centre.	116mm	73mm	14mm	84mm apart	51

STANDARD RANGE QUICK REFERENCE GUIDE (Continued)

CLIPSAL ELECTRICAL ACCESSORIES

PROTECTED SWITCHED SOCKET OUTLETS - 250V/10A, ZINC DIE CAST						
Cat No	**Description**	**Length**	**Width**	**Depth**	**Mounting Centres**	**PAGE**
PC110	3 flat sockets.	100mm	79mm	50mm	82mm apart	**54**
PC110-2FR	2 flat, 1 round socket.	100mm	79mm	50mm	82mm apart	**54**
PC110-2RF	1 flat socket.	100mm	79mm	50mm	82mm apart	**54**
PC110-N	3 flat sockets, with neon.	100mm	79mm	50mm	82mm apart	**54**
PC110V-2	3 flat sockets, vertical mount, 2 gang.	142mm	102mm	50mm	84 x 82mm apart	**54**
PC110V-2-DP	zinc die cast, 3 flat sockets, vertical mount, 2 gang, double pole.	142mm	102mm	50mm	84 x 82mm apart	**54**
PROTECTED SWITCHED SOCKET OUTLETS - 250V/15A, ZINC DIE CAST						
PC115	3 flat sockets.	101mm	79mm	50mm	82mm apart	**54**
PC115-N	3 flat sockets, with neons.	101mm	79mm	50mm	82mm apart	**54**
PC115V-2	3 flat sockets, vertical mount, 2 gang.	141mm	102mm	50mm	84 X 82mm apart	**54**

SWITCH MECHANISMS - 250V UNLESS STATED OTHERWISE		
Cat No	**Description**	**PAGE**
30M	10A, 1 way/2 way - terminal bores of 4.1mm ø accommodate 4 x 1.5mm² or 3 x 2.5mm² cables. Body fits 22mm ø hole. M rating is 100.	**56**
30MRD	10A, 1 way/2 way (with red dolly mark) - terminal bores of 4.1mm ø accommodate 4 x 1.5mm² or 3 x 2.5mm² cables. Body fits 22mm ø hole.M rating is 100.	**56**
30FLM	10A, 1 way/2 way (suits fluoro loads) - terminal bores of 4.1mm ø accommodate 4 x 1.5mm² or 3 x 2.5mm² cables. Body fits 22mm ø hole. M rating is 120.	**56**
30FLM15	15A, 1 way/2 way (suits fluoro loads) - terminal bores of 4.1mm ø accommodate 4 x 1.5mm² or 3 x 2.5mm² cables. Body fits 22mm ø hole. M rating is 90.	**56**
30RSM2	15A, Rotary (2 On - 2 Off) - also suitable for 12V d.c. 15A, and audio and control applications. Switch positions indicated in window.M rating is 50.	**56**
30RSM3	15A, Rotary (3 On - 1 Off) - also suitable for 12V d.c. 15A, and audio and control applications. Switch positions indicated in window.M rating is 50.	**56**
30MCO	10A, Changeover, double throw (selects alternate circuits).	**56**
30MI	10A, Intermediate - four terminals of 3.5mm ø accommodates 2 x 2.5mm² cables. Body fits 22mm ø hole.	**56**
30MBP	440V/15A, Bell press - offers facility for momentary ON or OFF (one Looping terminal).	**56**
30MBPN	15A, Illuminated bell press - offers facility for momentary ON or OFF. Neon is connected across terminals 1 & 4.Alternative lamp voltages available.	**56**
30MBPR	10A, Bell press rocker - offers facility for momentary ON or OFF. Suitable for extra low voltage applications (one Looping terminal).	**56**
30MD	10A, 1 way, double pole, single throw - terminal bores of 4.1mm ø accommodate 4 x 1.5mm² or 3 x 2.5mm² cables. Body fits 22mm ø hole.M rating is 90.	**56**
30HMD	10A, double pole, marked "HEAT".	**56**
30MD2	10A, 2 Way, double pole, double throw - six terminal bores of 4.1mm ø accommodate 4 x 1.5mm² or 3 x 2.5mm² cables. M rating is 75.	**56**
30MD15	15A, 1 way, double pole, single throw - terminal bores of 4.1mm ø accommodate 4 x 1.5mm² or 3 x 2.5mm² cables. Body fits 22mm ø hole.M rating is 90.	**56**
30MD20	20A, 1 way, double pole - 4 terminals of 1.5mm ø accommodate 3 x 2.5mm² cables. Body fits 34mm ø hole. M rating is 100.	**56**
30M15	15A, 1 way/2 way - terminal bores of 4.1mm ø accommodate 4 x 1.5mm² or 3 x 2.5mm² cables. Body fits 22mm ø hole. M rating is 90.	**56**
30M15RD	15A, 1 way/2 way (with red dolly mark) - terminal bores of 4.1mm ø accommodate 4 x 1.5mm² or 3 x 2.5mm² cables. Body fits 22mm ø hole. M rating is 90.	**56**
30M20	20A, 1 way/2 way - terminal bores of 4.1mm ø accommodate 4 x 1.5mm² or 3 x 2.5mm² cables. Body fits 22mm ø hole. M rating is 90.	**56**
30M35	35A, 1 way/2 way - terminal bore of 3.6mm ø & Looping terminal bore of 3.9mm ø. M rating is 160. Marked 35A.	**56**
30TKM	20A (5A fluorescent load), 1 way/2 way, toggle key actuated - one Looping terminal. M rating is 100.	**56**
30/1/2LM	10A, 1 way (two Looping terminals) - terminal bores of 4.1mm ø accommodate 4 x 1.5mm² or 3 x 2.5mm² cables. Body fits 22mm ø hole. M rating is 100.	**56**
30/1ELM	10A, 1 way (one Looping & one Earth terminal) - terminal bores of 4.1mm ø accommodate 4 x 1.5mm² or 3 x 2.5mm² cables. Body fits 22mm ø hole. M rating is 100.	**56**
30/1NM	10A, 1 way rocker with neon indicator - neon can be wired to indicate ON, OFF or POWER AVAILABLE. Looping/switch terminal bores of 4.1mm ø. Body fits 34mm ø hole (Note: Neutral required).	**56**
30/2NM	10A, 2 way rocker with neon indicator - neon can be wired to indicate ON, OFF or POWER AVAILABLE. Looping/switch terminal bores of 4.1mm ø. Body fits 34mm ø hole (Note: Neutral not required).	**56**
30/5M	10A, 1 way/2 way (with 5 terminals - one Looping and one Earth terminal). Terminal bore of Common, Looping and Earth of 5.3mm ø accommodates 4 x 2.5mm² cables. Terminal bore of '1' and '2' of 4.1mm ø accommodates 4 x 1.5mm² or 3 x 2.5mm² cables. Body fits 26mm ø hole. M rating is 40.	**56**
NEON INDICATOR MECHANISMS - 250V		
30N - RED	Neon indicator (RED)	**57**
30N - OTHER COLOURS	Neon indicator (OTHER COLOURS)	**57**

SWITCH MECHANISMS - 250V/10A, TERMINAL BORES OF 4.1mm o ACCOMODATE 4 X 1.5mm² CABLES, BODY FITS 22mm ø HOLE 2 WAY WITH MESSAGES		
30FM	Marked "FAN" - M rating is 100.	**57**
30HM	Marked "HEAT" - M rating is 100.	**57**
30EM	Marked "EXHAUST" - M rating is 100.	**57**
30LM	Marked "LIGHT" - M rating is 100.	**57**
30MAM	Marked "MANUAL-AUTO" - M rating is 100.	**57**
30PM	Marked"DISPOSAL" - M rating is 100.	**57**
30XM	Marked "WASTE" - M rating is 100.	**57**
30YM	Marked "WASH" - M rating is 100.	**57**
30DNM	Marked "DAY/NIGHT" - M rating is 100.	**57**
30FAM	Marked "FAMILY" - M rating is 100.	**57**
30TM	Marked "T.V." - M rating is 100.	**57**
30COM	Marked "COOL" - M rating is 100.	**57**
30AUM	Marked "AUTO" - M rating is 100.	**57**
30ACM	Marked "AIR CON" - M rating is 100.	**57**
30STM	Marked "STUDY" - M rating is 100.	**57**

STANDARD RANGE QUICK REFERENCE GUIDE (Continued)

Cat No	Description	PAGE
SWITCH MECHANISMS - 250V/10A, 2 WAY WITH MESSAGES250V/10A, TERMINAL BORES OF 4.1mm ø ACCOMODATE 4 X/1.5mm² OR 3 X 2.5mm² CABLES, BODY FITS 22mm o HOLE 2 WAY WITH MESSAGES		
30PUM	Marked"PUMP" - M rating is 100.	58
30BM	Marked "BATH" - M rating is 100.	58
30KM	Marked "KITCHEN" - M rating is 100.	58
30RUM	Marked "RUMPUS" - M rating is 100.	58
30LOM	Marked "LOUNGE" - M rating is 100.	58
30DM	Marked "DINE" - M rating is 100.	58
30FNM	Marked "OFF/ON" - M rating is 100.	58
30AM	Marked "ALARM" - M rating is 100.	58
30BDM	Marked "BED" - M rating is 100.	58
30BD1M	Marked "BED1" - M rating is 100.	58
30BD2M	Marked "BED2" - M rating is 100.	58
30BD3M	Marked "BED3" - M rating is 100.	58
30BD4M	Marked "BED4" - M rating is 100.	58
30HLM	Marked "HI/LOW" - M rating is 100.	58
30MSEN	Marked "SENSOR" - M rating is 100.	58
30MOS	Marked "OUTSIDE" - M rating is 100.	58
30MFR	Marked "FORWARD/REVERSE" - M rating is 100.	58
30MFD	Marked "FRIDGE" - M rating is 100.	58
30MMW	Marked "MICROWAVE" - M rating is 100.	58
30MZ1	marked "ZONE1" - M rating is 100.	58
30MZ2	Marked "ZONE2"- M rating is 100.	59
30MZ3	Marked "ZONE3" - terminal bores of 4.1mm ø accommodate 4 x 1.5mm² or 3 x 2.5mm² cables. Body fits 22mm ø hole. M rating is 100.	59
30MZ4	Marked "ZONE4" - terminal bores of 4.1mm ø accommodate 4 x 1.5mm² or 3 x 2.5mm² cables. Body fits 22mm ø hole. M rating is 100.	59
39M	3 Position - marked "HI-OFF-LO". Three terminals, 3.5mm ø accommodate 2 x 2.5mm² cables.	59
39MAOM	3 Position - marked "MAN-OFF-AUTO". Three terminals, 3.5mm ø accommodate 2 x 2.5mm² cables.	59
39MSON	3 Position - marked "SENSOR-OFF-ON". Three terminals, 3.5mm ø accommodate 2 x 2.5mm² cables.	59
SWITCH MECHANISMS - 250V/16A, TERMINAL BORES OF 4.1mm o ACCOMODATE 4 X 1.5mm² OR 3 X 2.5mm² CABLES, BODY FITS 22mm ø HOLE 2 WAY WITH MESSAGES		
30M16SEN	Marked "SENSOR" - M rating is 100.	59
30M16OS	Marked "OUTSIDE" - M rating is 100.	59
30M16FR	Marked "FORWARD/REVERSE" - M rating is 100.	59
30M16FD	Marked "FRIDGE" - M rating is 100.	59
30M16MW	Marked "MICROWAVE" - M rating is 100.	59
SWITCH MECHANISM - 250V/20A, 2 WAY WITH MESSAGE		
30M20HW	Marked "HOT WATER SERVICE" - terminal bores of 4.1mm ø accommodate 4 x 1.5mm² or 3 x 2.5mm² cables. Body fits 22mm ø hole. M rating is 100.	59
SWITCH MECHANISMS - 250V/35A, TERMINAL BORES OF 4.1mm o ACCOMODATE 4 X 1.5mm² OR 3 X 2.5mm² CABLES, BODY FITS 22mm ø HOLE 2 WAY WITH MESSAGES		
30M35HOB	Marked "HOB" - terminal bores of 4.1mm ø accommodate 4 x 1.5mm² or 3 x 2.5mm² cables. Body fits 22mm ø hole. M rating is 100.	59
30M350V	Marked "OVEN" - terminal bores of 4.1mm ø accommodate 4 x 1.5mm² or 3 x 2.5mm² cables. Body fits 22mm ø hole. M rating is 100.	59
30M35R	Marked "RANGE" - terminal bores of 4.1mm ø accommodate 4 x 1.5mm² or 3 x 2.5mm² cables. Body fits 22mm ø hole. M rating is 100.	59
10A ILLUMINATED ROCKER SWITCH MECHANISMS, 250V/10A, 2 WAY INBUILT NEON, WITH MESSAGES		
30/2NMSEN	Marked "SENSOR". Neon can be wired to indicate ON, OFF or POWER AVAILABLE. Looping/switch terminals of bore 3.9mm ø. Body fits 34mm ø hole.	60
30/2NMOS	Marked "OUTSIDE". Neon can be wired to indicate ON, OFF or POWER AVAILABLE. Looping/switch terminals of bore 3.9mm ø. Body fits 34mm ø hole.	60
DIMMER, FAN CONTROL AND SURGE FILTER MECHANISMS		
32E450LM	C-Thru® Dimmer Mechanism, Leading Edge (suits incandescent lighting and low voltage lighting using iron core transformers), 220 - 240V/450W.	60
32E450TM	C-Thru® Dimmer Mechanism, Trailing Edge (suits incandescent lighting and low voltage lighting using electronic transformers), 220 - 240V/450W.	60
32E500FM	C-Thru® Fan Speed Controller Mechanism, 220-240V/500W.	60
30POTDM	Dimmer Potentiometer (suits products such as 780 Series and the 761 Series).	60
30POTFM	Fan Controller Potentiometer (suits products such as 32 Series High Powered Dimmers & 761 Series).	60
30SFM	Surge Filter Mechanism - 250V 10A.	60
CIRCUIT IDENTIFICATION AND BLANKING PRODUCTS		
30P	Removable Blank Plug, to suit or blank out 30 Series aperture.	60
30PID	Removable Plug, with identification facility, supplied with tamper proof transparent cover.	60
30PFO	Plug, marked "FRIDGE - FREEZER ONLY".	60
30PIDA4L	Label Sheets, 10 x A4 packet, red and white available (non-adhesive).	60

STANDARD SERIES

	Cat No.	30, 30D 30/15 39 30DD	32A	33A	34A	30T	32TA	33TA	31BA 32BA	31BLA 32BLA	31BMF 32BMF	35BMF 16/2MF 16/2MF/15/10	31VA 31HA 32VA 32HA 33VA 33HA 34VA 34HA, 35VA, 36VA 31VHWP 36VKT3N 36VKT3NX 36VKT4 36VKT4X	31/2VA 32/2VA 33/2VA 31/2VX	34/2VA 35/2VA 36/2VA 37/2VA 38/2VA 39/2VA	31/3VX	31VR	31VT0	31VCS
MOUNTING BLOCKS	449AS	NS1	NS2	NS3	NS4	NS5	NS6	NS7	NS1	NS8	NS8	NS9	Y1	NS	NS	NS10	NS11	YES	Y1
	449ASD	NS1	NS2	NS3	NS4	NS5	NS6	NS7	NS1	NS8	NS8	NS9	YES	NS	NS	NS10	NS11	YES	YES
	449A	NS1	NS2	NS3	NS4	NS5	NS6	NS7	NS1	NS8	NS8	NS9	YES	NS	NS	NS10	NS11	YES	YES
	448	NS1	NS2	NS3	NS4	NS5	NS6	NS7	NS1	NS8	NS8	NS9	NS	YES	YES	NS10	NS11	NS12	NS12
	448SD	NS1	NS2	NS3	NS4	NS5	NS6	NS7	NS1	NS8	NS8	NS9	NS	YES	YES	NS10	NS11	NS12	NS12
	238	NS1	NS2	NS3	NS4	NS5	NS6	NS7	NS1	NS8	NS8	NS9	YES	NS	NS	NS10	NS11	YES	YES
	900SPBP	NS1	NS2	NS3	NS4	NS5	NS6	NS7	NS1	NS8	NS8	NS9	YES	NS	NS	NS10	NS11	YES	YES
	900SPMB	NS1	NS2	NS3	NS4	NS5	NS6	NS7	NS1	NS8	NS8	NS9	YES	NS	NS	NS10	NS11	YES	YES
	25ELSB	NS1	NS2	NS3	NS4	NS5	NS6	NS7	NS1	NS8	NS8	NS9	YES	NS	NS	NS10	NS11	YES	YES
	900MMB	YES	NS2	NS3	NS4	NS5	NS6	NS7	NS1	NS8	NS8	NS9	NS12	NS	NS	NS10	NS11	NS12	NS12
	70/1	YES	NS2	NS3	NS4	NS5	NS6	NS7	NS1	NS8	NS8	NS9	NS12	NS	NS	NS10	NS11	NS12	NS12
	70/2	NS1	YES	NS3	NS4	NS5	NS6	NS7	NS1	NS8	NS8	NS9	NS12	NS	NS	NS10	NS11	NS12	NS12
	70/3	NS1	NS2	YES	NS4	NS5	NS6	NS7	NS1	NS8	NS8	NS9	NS12	NS	NS	NS10	NS11	NS12	NS12
	70B	NS1	NS2	NS3	NS4	NS5	NS6	NS7	YES	NS8	NS8	NS9	NS12	NS	NS	NS10	NS11	NS12	NS12
	47	NS1	NS2	NS3	NS4	NS5	NS6	NS7	NS1	N10	YES	NS9	NS12	NS	NS	NS10	NS11	NS12	NS12
	536	NS1	NS2	NS3	NS4	NS5	NS6	NS7	NS1	NS8	NS8	NS9	NS12	NS	NS	NS10	YES	NS12	NS12
	1920MB	NS1	NS2	NS3	NS4	NS5	NS6	NS7	NS1	NS8	NS8	NS9	YES	NS	NS	NS10	NS11	YES	YES
WALL CLIPS	154	NS1	NS2	NS3	NS4	NS5	NS6	NS7	NS1	NS8	NS8	NS9	Y1	NS	NS	NS10	NS11	YES	Y1
	154RM	NS1	NS2	NS3	NS4	NS5	NS6	NS7	NS1	NS8	NS8	NS9	Y1	NS	NS	NS10	NS11	YES	Y1
	154/2	NS1	NS2	NS3	NS4	NS5	NS6	NS7	NS1	NS8	NS8	NS9	NS12	YES	YES	NS10	NS11	NS12	NS12
WALL BRACKETS AND PLATES	155PRM	NS1	NS2	NS3	NS4	NS5	NS6	NS7	NS1	NS8	NS8	NS9	Y1	NS	NS	NS10	NS11	YES	Y1
	155P	NS1	NS2	NS3	NS4	NS5	NS6	NS7	NS1	NS8	NS8	NS9	Y1	NS	NS	NS10	NS11	YES	Y1
	155	NS1	NS2	NS3	NS4	NS5	NS6	NS7	NS1	NS8	NS8	NS9	Y1	NS	NS	NS10	NS11	YES	Y1
	155NA	NS1	NS2	NS3	NS4	NS5	NS6	NS7	NS1	NS8	NS8	NS9	Y1	NS	NS	NS10	NS11	YES	Y1
WALL BOXES	157/1P	NS1	NS2	NS3	NS4	NS5	NS6	NS7	NS1	NS8	NS8	NS9	YES	NS	NS	NS10	NS11	YES	YES
	157/1PRM	NS1	NS2	NS3	NS4	NS5	NS6	NS7	NS1	NS8	NS8	NS9	YES	NS	NS	NS10	NS11	YES	YES
	257	NS1	NS2	NS3	NS4	NS5	NS6	NS7	NS1	NS8	NS8	NS9	YES	NS	NS	NS10	NS11	YES	YES
	257D	NS1	NS2	NS3	NS4	NS5	NS6	NS7	NS1	NS8	NS8	NS9	YES	NS	NS	NS10	NS11	YES	YES
	257D2	NS1	NS2	NS3	NS4	NS5	NS6	NS7	NS1	NS8	NS8	NS9	NS12	YES	YES	NS10	NS11	NS12	NS12
	257D3	NS1	NS2	NS3	NS4	NS5	NS6	NS7	NS1	NS8	NS8	NS9	NS12	NS	NS	YES	NS11	NS12	NS12
	157	NS1	NS2	NS3	NS4	NS5	NS6	NS7	NS1	NS8	NS8	NS9	YES	NS	NS	NS10	NS11	YES	YES
	157/1	NS1	NS2	NS3	NS4	NS5	NS6	NS7	NS1	NS8	NS8	NS9	YES	NS	NS	NS10	NS11	YES	YES
	157/1X	NS1	NS2	NS3	NS4	NS5	NS6	NS7	NS1	NS8	NS8	NS9	YES	NS	NS	NS10	NS11	YES	YES
	157/2	NS1	NS2	NS3	NS4	NS5	NS6	NS7	NS1	NS8	NS8	NS9	NS12	YES	YES	NS10	NS11	NS12	NS12
	160	NS1	NS2	NS3	NS4	NS5	NS6	NS7	NS1	NS8	NS8	NS9	YES	NS	NS	NS10	NS11	YES	YES
	164	NS1	NS2	NS3	NS4	NS5	NS6	NS7	NS1	NS8	NS8	NS9	YES	NS	NS	NS10	NS11	YES	YES
	164/1	NS1	NS2	NS3	NS4	NS5	NS6	NS7	NS1	NS8	NS8	NS9	YES	NS	NS	NS10	NS11	YES	YES
	164/2	NS1	NS2	NS3	NS4	NS5	NS6	NS7	NS1	NS8	NS8	NS9	NS12	YES	YES	NS10	NS11	NS12	NS12
	727VHB	NS1	NS2	NS3	NS4	NS5	NS6	NS7	NS1	NS8	NS8	NS9	NS12	NS	NS	NS10	NS11	NS12	NS12
	727B	NS1	NS2	NS3	NS4	NS5	NS6	NS7	NS1	NS8	NS8	NS9	NS12	NS	NS	NS10	NS11	NS12	NS12
	727MB	NS1	NS2	NS3	NS4	NS5	NS6	NS7	NS1	NS8	NS8	NS9	NS12	NS	NS	NS10	NS11	NS12	NS12

YOU WILL FIND THE KEY TO THIS TABLE ON PAGE 86

STANDARD SERIES

	Cat No.	10, 10D, 10DS, 10DN, 10DLS, 10D1SS, 20, 20D, 20DS, 20DN, 20DLS, 15, 15X 15S, 15N, 15D, 15D1S,	15DD	15DX	15V, 15VS, 15VX, 15VXN, 15VXX, 15V15, 25V, 25VXA	15/2V, 15/2VS, 15/2VN, 15D2V,	15/2, 15/2S, 15/2N, 25/2V, 25/2VS, 25/2VN	15DD2V	40	14	16, 16N, 16F, 16/15	16/2, 16/2S, 16/2N, 16/2F	16X	23, 23X
MOUNTING BLOCKS	449AS	Y1	N8	Y1	Y1	Y2	NS	NS3	NS3	NS12	NS13	NS14	NS15	NS16
	449ASD	YES	N8	YES	YES	Y1	NS	NS3	NS3	NS12	NS13	NS14	NS15	NS16
	449A	YES	N8	YES	YES	YES	NS	NS3	NS3	NS12	NS13	NS14	NS15	NS16
	448	NS12	NS12	NS12	NS12	NS12	YES	NS3	NS3	NS12	NS13	NS14	NS15	NS16
	448SD	NS12	NS12	NS12	NS12	NS12	YES	NS3	NS3	NS12	NS13	NS14	NS15	NS16
	238	YES	N8	YES	YES	YES	NS	NS3	NS3	NS12	NS13	NS14	NS15	NS16
	900SPBP	YES	N8	YES	YES	YES	NS	NS3	NS3	N8	NS13	NS14	NS15	NS16
	900SPMB	YES	N8	YES	YES	YES	NS	NS3	NS3	NS12	NS13	NS14	NS15	NS16
	25ELSB	YES	N8	YES	YES	YES	NS	NS3	NS3	NS12	NS13	NS14	NS15	NS16
	900MMB	NS12	NS12	NS12	NS12	NS12	NS	NS3	NS3	NS12	NS13	NS14	NS15	NS16
	70/1	NS12	NS12	NS12	NS12	NS12	NS	NS3	NS3	NS12	NS13	NS14	NS15	NS16
	70/2	NS12	NS12	NS12	NS12	NS12	NS	NS3	NS3	NS12	NS13	NS14	NS15	NS16
	70/3	NS12	NS12	NS12	NS12	NS12	NS	NS3	NS3	NS12	NS13	NS14	NS15	NS16
	70B	NS12	NS12	NS12	NS12	NS12	NS	NS3	NS3	NS12	NS13	NS14	NS15	NS16
	47	NS12	NS12	NS12	NS12	NS12	NS	NS3	YES	NS12	NS13	NS14	NS15	NS16
	536	NS12	NS12	NS12	NS12	NS12	NS	NS3	NS3	NS12	NS13	NS14	NS15	NS16
	1920MB	YES	YES	YES	YES	YES	NS	NS3	NS3	NS12	NS13	NS14	NS15	NS16
WALL CLIPS	154	Y1	YES	Y1	Y1	Y3	NS	NS3	NS3	Y1	NS13	NS14	NS15	NS16
	154RM	Y1	YES	Y1	Y1	Y3	NS	NS3	NS3	Y1	NS13	NS14	NS15	NS16
	154/2	NS12	NS12	NS12	NS12	NS12	YES	NS3	NS3	NS12	NS13	NS14	NS15	NS16
WALL BRACKETS AND PLATES	155PRM	Y1	YES	Y1	Y1	Y3	NS	NS3	NS3	Y1	NS13	NS14	NS15	NS16
	155P	Y1	YES	Y1	Y1	Y3	NS	NS3	NS3	Y1	NS13	NS14	NS15	NS16
	155	Y1	YES	Y1	Y1	Y3	NS	NS3	NS3	Y1	NS13	NS14	NS15	NS16
	155NA	Y1	YES	Y1	Y1	Y3	NS	NS3	NS3	Y1	NS13	NS14	NS15	NS16
WALL BOXES	157/1P	YES	YES	YES	YES	YES	NS	NS3	NS3	YES	NS13	NS14	NS15	NS16
	157/1PRM	YES	YES	YES	YES	YES	NS	NS3	NS3	YES	NS13	NS14	NS15	NS16
	257	YES	YES	YES	YES	YES	NS	NS3	NS3	YES	NS13	NS14	NS15	NS16
	257D	YES	YES	YES	YES	YES	NS	NS3	NS3	YES	NS13	NS14	NS15	NS16
	257D2	NS12	NS12	NS12	NS12	NS12	YES	NS3	NS3	NS12	NS13	NS14	NS15	NS16
	257D3	NS12	NS12	NS12	NS12	NS12	NS	NS3	NS3	NS12	NS13	NS14	NS15	NS16
	157	YES	YES	YES	YES	YES	NS	NS3	NS3	YES	NS13	NS14	NS15	NS16
	157/1	YES	YES	YES	YES	YES	NS	NS3	NS3	YES	NS13	NS14	NS15	NS16
	157/1X	YES	YES	YES	YES	YES	NS	NS3	NS3	YES	NS13	NS14	NS15	NS16
	157/2	NS12	NS12	NS12	NS12	NS12	YES	NS3	NS3	NS12	NS13	NS14	NS15	NS16
	160	YES	YES	YES	YES	YES	NS	NS3	NS3	YES	NS13	NS14	NS15	NS16
	164	YES	YES	YES	YES	YES	NS	NS3	NS3	YES	NS13	NS14	NS15	NS16
	164/1	YES	YES	YES	YES	YES	NS	NS3	NS3	YES	NS13	NS14	NS15	NS16
	164/2	NS12	NS12	NS12	NS12	NS12	YES	NS3	NS3	NS12	NS13	NS14	NS15	NS16
	727VHB	NS12	NS12	NS12	NS12	NS12	NS	NS3	NS3	NS12	NS13	NS14	NS15	NS16
	727B	NS12	NS12	NS12	NS12	NS12	NS	NS3	NS3	NS12	NS13	NS14	NS15	NS16
	727MB	NS12	NS12	NS12	NS12	NS12	NS	NS3	NS3	NS12	NS13	NS14	NS15	NS16

YOU WILL FIND THE KEY TO THIS TABLE ON PAGE 86

STANDARD SERIES

	Cat No.	32E450L, 32E450T, 32E500F	31E800T, 31E1000L, 31VETF	31VETR, 31VETR3, 31VSSR	319, 319RA, 319N, 319HP	319X	TC15/24, TC15/15/24, TC15/15/7D	TC32V1, TC32V24, TC32V7D	15/15EL10, 15/15EL30, 25EL10, 25EL30	15XRZ, 15X15RZ	25SF	727
MOUNTING BLOCKS	449AS	Y3	Y4	N12	Y3	Y4	NS6	Y3	Y6	Y4	Y2	NS7
	449ASD	Y2	Y3	N12	Y2	Y3	NS6	Y2	Y6	Y3	Y2	NS7
	449A	YES	N3	N3	YES	YES	NS6	YES	YES	N3	YES	NS7
	448	NS12	NS12	NS12	NS12	NS12	NS6	NS12	NS12	NS12	NS12	NS7
	448SD	NS12	NS12	NS12	NS12	NS12	NS6	NS12	NS12	NS12	NS12	NS7
	238	YES	YES	YES	YES	NS12	NS6	YES	YES	YES	YES	NS7
	900SPBP	Y1	Y2	Y2	Y1	Y2	NS6	Y1	Y4	Y2	YES	NS7
	900SPMB	YES	YES	YES	YES	NS12	NS6	YES	YES	YES	YES	NS7
	25ELSB	YES	YES	YES	YES	YES	NS6	YES	YES	YES	YES	NS7
	900MMB	NS12	NS12	NS12	NS12	NS12	NS6	NS12	NS12	NS12	NS12	NS7
	70/1	NS12	NS12	NS12	NS12	NS12	NS6	NS12	NS12	NS12	NS12	NS7
	70/2	NS12	NS12	NS12	NS12	NS12	NS6	NS12	NS12	NS12	NS12	NS7
	70/3	NS12	NS12	NS12	NS12	NS12	NS6	NS12	NS12	NS12	NS12	NS7
	70B	NS12	NS12	NS12	NS12	NS12	NS6	NS12	NS12	NS12	NS12	NS7
	47	NS12	NS12	NS12	NS12	NS12	NS6	NS12	NS12	NS12	NS12	NS7
	536	NS12	NS12	NS12	NS12	NS12	NS6	NS12	NS12	NS12	NS12	NS7
	1920MB	YES	Y2	N13	Y1	Y1	NS6	YES	YES	Y1	YES	NS7
WALL CLIPS	154	Y4	Y4	Y4	Y3	Y4	NS6	YES	Y6	YES	Y3	NS7
	154RM	Y4	Y4	Y4	Y3	Y4	NS6	YES	Y6	YES	Y3	NS7
	154/2	NS12	NS12	NS12	NS12	NS12	NS6	NS12	NS12	NS12	NS12	NS7
WALL BRACKETS AND PLATES	155PRM	Y4	Y4	Y4	Y3	Y4	NS6	YES	Y6	YES	Y3	NS7
	155P	Y4	Y4	Y4	Y3	Y4	NS6	YES	Y6	YES	Y3	NS7
	155	Y4	Y4	Y4	Y3	Y4	NS6	YES	Y6	YES	Y3	NS7
	155NA	Y4	Y4	Y4	Y3	Y4	NS6	YES	Y6	YES	Y3	NS7
WALL BOXES	157/1P	YES	YES	X5	YES	YES	NS6	YES	YES	YES	YES	NS7
	157/1PRM	YES	YES	X5	YES	YES	NS6	YES	YES	YES	YES	NS7
	257	YES	YES	X5	YES	YES	NS6	YES	YES	YES	YES	NS7
	257D	YES	YES	X5	YES	YES	NS6	YES	YES	YES	YES	NS7
	257D2	NS12	NS12	NS12	NS12	NS12	NS6	NS12	NS12	NS12	NS12	NS7
	257D3	NS12	NS12	NS12	NS12	NS12	NS6	NS12	NS12	NS12	NS12	NS7
	157	YES	YES	X5	YES	YES	NS6	YES	YES	YES	YES	NS7
	157/1	YES	YES	X5	YES	YES	NS6	YES	YES	YES	YES	NS7
	157/1X	YES	YES	X5	YES	YES	NS6	YES	YES	YES	YES	NS7
	157/2	NS12	NS12	NS12	NS12	NS12	NS6	NS12	NS12	NS12	NS12	NS7
	160	YES	YES	X5	YES	YES	NS6	YES	YES	YES	YES	NS7
	164	YES	YES	X5	YES	YES	NS6	YES	YES	YES	YES	NS7
	164/1	YES	YES	X5	YES	YES	NS6	YES	YES	YES	YES	NS7
	164/2	NS12	NS12	NS12	NS12	NS12	NS6	NS12	NS12	NS12	NS12	NS7
	727VHB	NS12	NS12	NS12	NS12	NS12	NS6	NS12	NS12	NS12	NS12	NS7
	727B	NS12	NS12	NS12	NS12	NS12	NS6	NS12	NS12	NS12	NS12	YES
	727MB	NS12	NS12	NS12	NS12	NS12	NS6	NS12	NS12	NS12	NS12	YES

YOU WILL FIND THE KEY TO THIS TABLE ON PAGE 86

STANDARD SERIES

	Cat No.	10, 10D, 100DS, 100N, 100LS, 10D15S, 20, 20D, 20DS, 20DN, 15, 15S, 15N, 15D, 15D15, 15DN, 15/15, 15/15S, 15/15N, 15L, 15LN, 15X, 15XX, 25, 25L, 25X, 25XS, 25XA, 25XAN, 25XD, 25S, 25N, 25D, 25D15, 25/15, 25/15S, 25/15N, 25/1510, 42/20, 42/20N	15DD	15DX	15V, 15VS, 15VX, 15VXN, 15VXX, 15V15, 25V, 25VXA	15/2V, 15/2VS, 15/2VN, 15D2V,	15/2, 15/2S, 15/2N, 25/2V, 25/2VS, 25/2VN	15DD2V	40	14	16, 16N, 16F, 16/15	16/2, 16/2S, 16/2N, 16/2F	16X	23, 23X
FIRE RATED WALL BOXES	157/1F	YES	YES	YES	YES	YES	NS	NS3	NS3	YES	NS13	NS14	NS15	NS16
	F157/1	YES	YES	YES	YES	YES	NS	NS3	NS3	YES	NS13	NS14	NS15	NS16
	157/2F	NS12	NS12	NS12	NS12	NS12	YES	NS3	NS3	NS12	NS13	NS14	NS15	NS16
ENCLOSURES	224/1	YES	NS12	YES	AS	AS	NS	NS3	NS3	NS12	NS13	NS14	NS15	NS16
	223H	Y1	NS12	NS	AS	AS	NS	NS3	NS3	NS12	NS13	NS14	NS15	NS16
	255	YES	NS12	YES	AS	AS	NS	NS3	NS3	NS12	NS13	NS14	NS15	NS16
JUNCTION BOXES	240 Series	NS12	NS12	NS12	NS12	NS12	NS	NS3	NS3	NS12	NS13	NS14	NS15	NS16
	T240 Series	NS12	NS12	NS12	NS12	NS12	NS	NS3	NS3	NS12	NS13	NS14	NS15	NS16
	SC240 Series	NS12	NS12	NS12	NS12	NS12	NS	NS3	NS3	NS12	NS13	NS14	NS15	NS16

YOU WILL FIND THE KEY TO THIS TABLE ON PAGE 86

MOUNTING ACCESSORIES CROSS REFERENCE CHART

CODE	DESCRIPTION - NOT SUITABLE
A5	The product can be mounted, however, it will not meet Australian Standards requirements.
N3	Product base fouls the accessory mounting bosses, meaning that the product can't be mounted flush.
N6	The product can be mounted, however, the 'press to test' & 'press to reset' buttons can't be pushed.
N8	The finished result looks very unprofessional.
N10	Mounting centres line up, however, the product overhangs the accessory.
N12	The bosses attaching the mechanism back box to the flush plate protrude below the flush plate edge, meaning that the product can't be mounted flush.
N13	Product base is too large to fit into the accessory.
N51	Can be direct mounted to surface (55mm mounting centres).
N52	Can be direct mounted to surface (70mm mounting centres).
N53	Can be direct mounted to surface (98mm mounting centres).
N54	Can be direct mounted to surface (124mm mounting centres).
N55	Can be direct mounted to surface (40mm mounting centres).
N56	Can be direct mounted to surface (60mm mounting centres).
N57	Can be direct mounted to surface (87mm mounting centres).
N58	Can be direct mounted to surface (78mm mounting centres).
N59	Can be direct mounted to surface (136mm mounting centres).
N510	Can be direct mounted to surface (84mm mounting centres - 3 sets, 46mm apart).
N511	Can be direct mounted to surface (50mm mounting centres).
N512	Can be direct mounted to surface (84mm mounting centres).
N513	Can be direct mounted to surface (75mm mounting centres).
N514	Can be direct mounted to surface (145mm mounting centres).
N515	Can be direct mounted to surface (104mm mounting centres).
N516	Can be direct mounted to surface (120mm mounting centres).
N517	Can be direct mounted to surface (230mm x 40mm mounting centres).
N518	Can be direct mounted to surface (153mm mounting centres).
T	The text on the top of the cover can't be seen.
CODE	**DESCRIPTION - SUITABLE**
X5	Ensure mounting accessory is set back 25mm from outer wall surface.
Y1	Allow 10mm depth for mechanism and cable protrusion.
Y2	Allow 15mm depth for mechanism and cable protrusion.
Y3	Allow 20mm depth for mechanism and cable protrusion.
Y4	Allow 25mm depth for mechanism and cable protrusion.
Y6	Allow 45mm depth for mechanism and cable protrusion.
Y7	The conduit plugs or conduit have to be shortened to accommodate the large base of product.

MOUNTING ACCESSORIES CROSS REFERENCE CHART

It is often difficult to determine which mounting accessory is best utilised when installing the vast amount of products in the Clipsal switch & socket ranges. The cross-reference chart in the following pages will help you to simplify this task.

Individual Switch & Socket sections for the Standard Range have been formatted to indicate if a product can or cannot be installed with a particular mounting accessory.

This cross reference charts is best used in conjunction with the "Key" on Page 86.



STANDARD SERIES

CLIPSAL®
ELECTRICAL ACCESSORIES

Product of Clipsal Australia Pty Ltd
ABN 27 007 873 529

Head Office
12 Park Terrace, Bowden
South Australia 5007
Telephone (08) 8269 0511
Facsimile (08) 8340 1724
Internet clipsal.com
E-Mail plugin@clipsal.com.au

Offices in all States

NSW	Sydney	(02) 9794 9200
	Albury	(02) 6041 2377
VIC	Melbourne	(03) 9207 3200
	Country Areas	1800 653 893
QLD	Brisbane	(07) 3244 7444
	Townsville	(07) 4729 3333
SA	Adelaide	(08) 8268 0400
WA	Perth	(08) 9442 4444
TAS	Launceston	(03) 6343 5900
NT	Darwin	(08) 8947 0278

Area Representatives

NSW	Albury	(02) 6041 2377
	Mid North Coast	0418 430 361
	Coffs Harbour	0418 653 183
	Dubbo	0418 822 564
	Newcastle	0407 298 792
		0418 434 169
		0418 686 040
	South West Sydney	0419 868 353
	Tamworth	0417 714 339
	Wagga Wagga	0418 578 903
	Wollongong	0418 423 581
ACT	Canberra	0419 238 824
		0418 164 070
VIC	Bendigo	0418 570 213
	Geelong	0418 527 233
	Gippsland	0418 512 680
	Western Victoria	0419 380 444
QLD	Cairns	0418 773 254
	Mackay	0418 752 134
	Maryborough	0418 664 338
	Northern Rivers	0418 768 902
	Rockhampton	0419 869 752
	Sunshine Coast	0418 711 786
	Toowoomba	0418 726 394
	Townsville	0418 180 372
WA	Bunbury	0418 931 684
	Kalgoorlie & Eastern Gold Fields	0417 928 981
	Karratha	0418 937 249
SA	Riverland/Mildura/ Broken Hill	0418 596 145

International Enquiries

International Sales and Marketing
Telephone + 61 8 8269 0587
Facsimile + 61 8 8340 7350
E-Mail export@clipsal.com.au

New Zealand
Clipsal Industries (NZ) Ltd
Telephone (09) 576 3403
Facsimile (09) 576 1015
E-Mail headoffice@clipsal.co.nz

Customer Service
Free Fax (0508) 250 305
Auckland/Mobile Phone (09) 572 0014
Free Phone (0508) CLIPSAL
2547725

You can find this brochure and many others online in PDF format at:
clipsal.com

Follow the links off the home page or access the following page directly:
clipsal.com/wat_lib_pdf.cfm

clipsal.com

Special thanks to
Graham Ward (Active Connection Electrical)
and Greg Spurling (Spurling Electrical)
for their contribution to this catalogue.

The shape of the switch dolly is a trade mark of Clipsal Australia Pty. Ltd.

Clipsal Australia Pty Ltd reserves the right to change specifications, modify designs and discontinue items without incurring obligation and whilst every effort is made to ensure that descriptions, specifications and other information in this catalogue are correct, no warranty is given in respect thereof and the company shall not be liable for any error therein.

©Copyright Clipsal Australia Pty Ltd 2005.
All rights reserved.
This material is copyright under Australian and international laws. Except as permitted under the relevant law, no part of this work may be reproduced by any process without prior written permission of and acknowledgement to Clipsal Australia Pty Ltd.

CI 402
O/N 8414 July 05/01

O/N 8414 July 05/01