60W Single Output Switching Power Supply

LPV-60 series

Features :

- Constant voltage design
- Universal AC input / Full range
- Withstand 300VAC surge input for 5 seconds
- Protections: Short circuit / Over load / Over voltage
- Cooling by free air convection
- Fully encapsulated with IP67 level (Note.7)
- Fully isolated plastic case
- Class Ⅱ power unit, no FG
- Class 2 power unit
- Pass LPS
- Suitable for LED related fixture or appliance (such as LED Decoration or Advertisement devices)(Note.11)
- 100% full load burn-in test
- Low cost, high reliability
- 2 years warranty

User's Manual

GTIN CODE

MW Search: https://www.meanwell.com/serviceGTIN.aspx

IS 15885(Part 2/Sec13) R-41027766 (for 12V,24V only) (for 48V only) (except for 5V,48V) LPS (except for 5V) IP67

SPECIFICATION

MODEL		LPV-60-5	LPV-60-12	LPV-60-15	LPV-60-24	LPV-60-36	LPV-60-48
OUTPUT	DC VOLTAGE	5V	12V	15V	24V	36V	48V
	RATED CURRENT	8A	5A	4A	2.5A	1.67A	1.25A
	CURRENT RANGE	0 ~ 8A	0 ~ 5A	0 ~ 4A	0 ~ 2.5A	0 ~ 1.67A	0 ~ 1.25A
	RATED POWER	40W	60W	60W	60W	60W	60W
	RIPPLE & NOISE (max.) Note.2	80mVp-p	120mVp-p	120mVp-p	150mVp-p	150mVp-p	150mVp-p
	VOLTAGE TOLERANCE Note.3	±8.0%	±5.0%				
	LINE REGULATION	±1.0%					
	LOAD REGULATION	±6.0%	±2.0%				
	SETUP, RISE TIME Note.6	500ms, 20ms / 230VAC 500ms, 20ms / 115VAC at full load(for 5~36V) ; 500ms, 30ms / 230VAC 500ms, 30ms / 115VAC at full load(for 48V)					
	HOLD UP TIME (Typ.)	50ms/230VAC 16ms/115VAC at full load					
INPUT	VOLTAGE RANGE Note.4	90 ~ 264VAC 127 ~ 370VDC					
	FREQUENCY RANGE	47 ~ 63Hz					
	EFFICIENCY (Typ.)	76%	83%	83%	86%	86%	86%
	AC CURRENT (Typ.)	1.2A/115VAC 1A/230VAC					
	INRUSH CURRENT(Typ.)	COLD START 60A(twidth=525μs measured at 50% Ipeak) at 230VAC					
	MAX. No. of PSUs on 16A CIRCUIT BREAKER	3 units (circuit breaker of type B) / 6 units (circuit breaker of type C) at 230VAC					
	LEAKAGE CURRENT	0.25mA / 240VAC					
PROTECTION	OVER LOAD	110 ~ 150% rated output power					
		Protection type : Hiccup mode, recovers automatically after fault condition is removed					
	OVER VOLTAGE	5.75 ~ 6.75V	13.8 ~ 16.2V	17.25 ~ 20.25V	27.6 ~ 32.4V	41.4 ~ 48.6V	55.2 ~ 64.8V
		Protection type : Shut down o/p voltage, re-power on to recover					
ENVIRONMENT	WORKING TEMP.	-30 ~ +70°C (Refer to "Derating Curve")					
	WORKING HUMIDITY	20 ~ 90% RH non-condensing					
	STORAGE TEMP., HUMIDITY	-40 ~ +80°C, 10 ~ 95% RH					
	TEMP. COEFFICIENT	±0.03%/°C (0 ~ 50°C)					
	VIBRATION	10 ~ 500Hz, 2G 10min./1cycle, period for 60min. each along X, Y, Z axes					
SAFETY & EMC	SAFETY STANDARDS	UL879(except for LPV-60-5), UL1310(except for LPV-60-5), CSA C22.2 No. 207-M89(except for LPV-60-5, LPV-60-48), CAN/CSA C22.2 No. 223-M91(except for LPV-60-5,LPV-60-48), BIS IS15885(for LPV-60-12,LPV-60-24 only), EAC TP TC 004, IP67, IEC62368-1 , BS EN/EN62368-1 approved					
	WITHSTAND VOLTAGE	I/P-O/P:3KVAC					
	ISOLATION RESISTANCE	I/P-O/P:>100M Ohms / 500VDC / 25°C/ 70% RH					
	EMC EMISSION	Compliance to BS EN/EN55032 (CISPR32) Class B, BS EN/EN61000-3-2 Class A, BS EN/EN61000-3-3, EAC TP TC 020					
	EMC IMMUNITY	Compliance to BS EN/EN61000-4-2,3,4,5,6,8,11, BS EN/EN55024, light industry level, EAC TP TC 020					
OTHERS	MTBF	5188.4K hrs min. Telcordia SR-332 (Bellcore) ; 732.1Khrs min. MIL-HDBK-217F (25℃)					
	DIMENSION	162.5*42.5*32mm (L*W*H)					
	PACKING	0.4Kg; 32pcs/13.8Kg/0.63CUFT					

NOTE

1. All parameters NOT specially mentioned are measured at 230VAC input, rated load and 25°C of ambient temperature.
2. Ripple & noise are measured at 20MHz of bandwidth by using a 12" twisted pair-wire terminated with a 0.1uf & 47uf parallel capacitor.
3. Tolerance : includes set up tolerance, line regulation and load regulation.
4. Derating may be needed under low input voltage. Please check the static characteristics for more details.
5. The power supply is considered as a component that will be operated in combination with final equipment. Since EMC performance will be affected by the complete installation, the final equipment manufacturers must re-qualify EMC Directive on the complete installation again.
6. Length of set up time is measured at first cold start. Turning ON/OFF the power supply may lead to increase of the set up time.
7. Suitable for indoor use or outdoor use without direct sunlight exposure. Please avoid immerse in the water over 30 minute.
8. The ambient temperature derating of 3.5℃/1000m with fanless models and of 5℃/1000m with fan models for operating altitude higher than 2000m(6500ft).
9. Products sourced from the Americas regions may not have the TUV/BIS/CCC logo. Please contact your MEAN WELL sales for more information.
10. For any application note and IP water proof function installation caution, please refer our user manual before using. https://www.meanwell.com/Upload/PDF/LED_EN.pdf
11. This product is not intended for LED lighting luminaire applications in the EU.(In the EU the LPF/NPF/XLG series are recommended.)
12. To fulfill requirements of latest ErP regulation for lighting luminaires, this LED Driver can only be used behind a switch without permanently connected to mains.

※ Product Liability Disclaimer : For detailed information, please refer to https://www.meanwell.com/serviceDisclaimer.aspx

■ Mechanical Specification

Case No. 976A Unit:mm

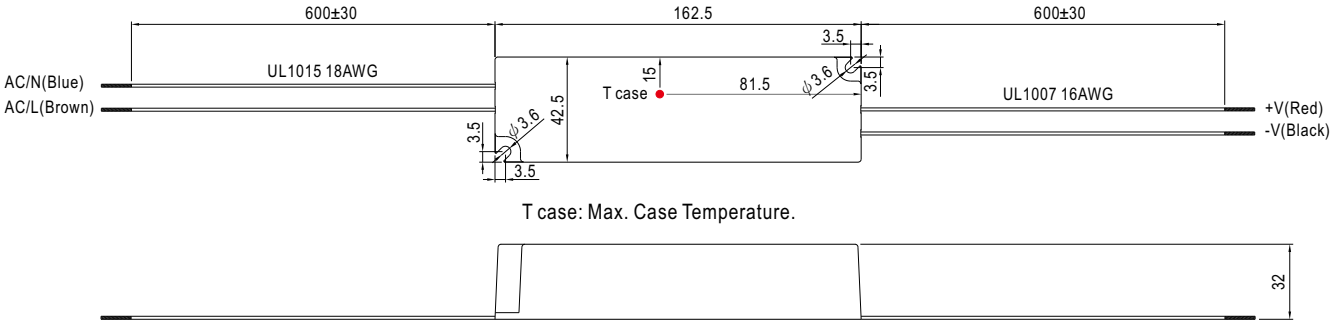

T case: Max. Case Temperature.

■ Recommend Mounting Direction

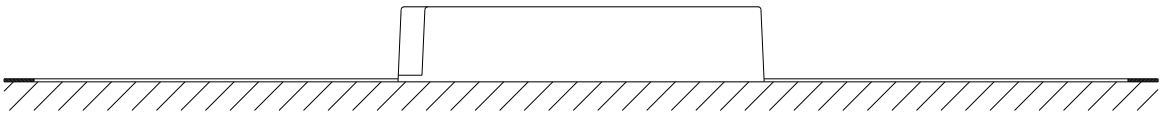

■ Block Diagram

fosc : 65KHz

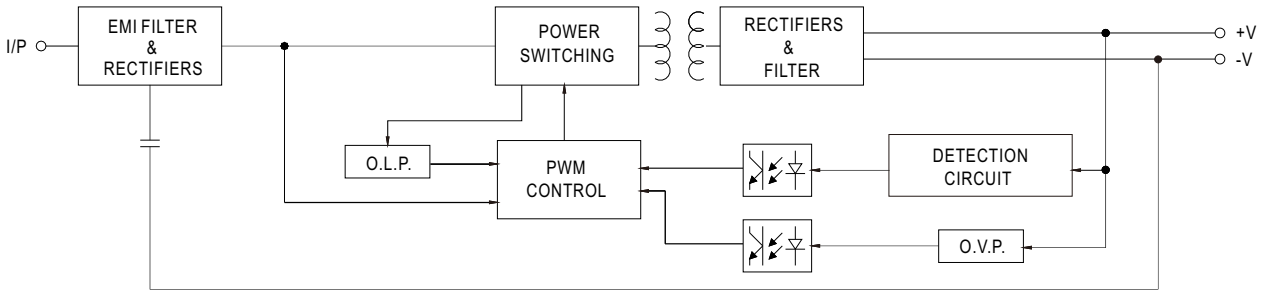

■ Derating Curve

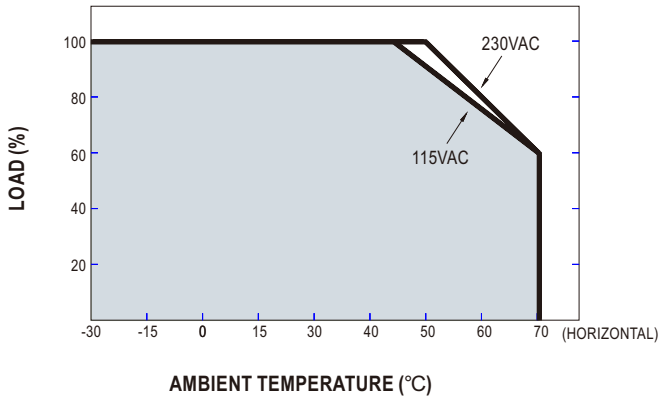
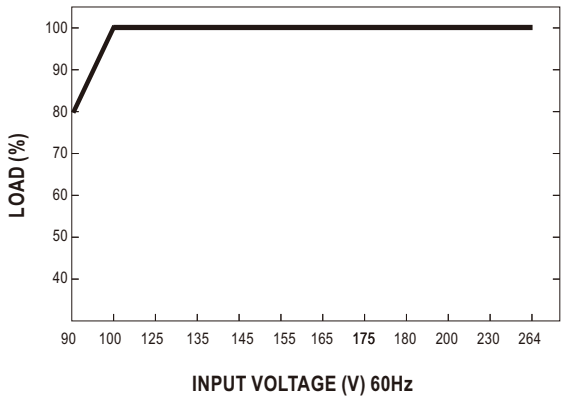
■ Static Characteristics