SMART ELECTRICAL PANEL

Adding comfort is simplicity itself

→ CATALOGUE PAGES INSIDE

GLOBAL SPECIALIST IN ELECTRICAL AND DIGITAL BUILDING INFRASTRUCTURES

legrand®

Principle of a Legrand connected installation

With our smart electrical panel solutions and the Home + Control app, you have the benefit of a complete system for controlling your electrical installation on any type of site, from private houses to large blocks of flats.

Legrand Cloud

The Legrand Cloud hosts data, manages it and keeps it secure.

Router

OR

Interface: acts as a gateway between the router and Legrand connected products. For installation in the electrical panel or in a room in the house depending on the model chosen.



Electrical panel equipped with connected modular products to control the lighting and high-energy consumption appliances, or track electrical energy consumption.

AND/OR

Connected products or packs available in the various Legrand wiring accessory ranges. For installation in different rooms in the house to control the lighting, roller shutters, the heating, etc.

The Home + Control app can be used to control the installation remotely and stay informed.

RANGE OF MODULAR PRODUCTS FOR SMART ELECTRICAL PANELS:

EMDX³ with Netatmo Gateway Module
Cat.No 4 121 81

EMDX³ with Netatmo connected electricity meter
Cat.No 4 120 15

CX³ with Netatmo connected contactor
Cat.No 4 121 71

CX³ with Netatmo connected latching relay
Cat.No 4 121 70

An interface
that is easy to wire up and install
which integrates seamlessly into the electrical panel

EMDX³ WITH NETATMO CONTROL GATEWAY MODULE

To start a connected installation from the electrical panel,
you simply need to install an EMDX³ with Netatmo Gateway Module.

EMDX³ WITH NETATMO GATEWAY MODULE:

- This is essential for any new installation and acts as an interface between the router and the connected wired products (2.4 GHz radio communication). There are two versions: a modular version in the electrical panel, or a wiring accessory in the various rooms in the house.
- Compatible with all other Legrand "with Netatmo" connected products.
- A single interface (gateway power outlet or Gateway Module) is enough to control the whole house.

Cat.No 4 121 81

POWER SUPPLY: 100-240 V ∿

The Gateway Module is installed after a protective circuit breaker.

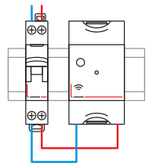

N (neutral) = blue
L (phase) = everything except blue and green/yellow

WIRING

The Gateway Module consists of a fixed base and a removable section, to make wiring as easy as possible.



Unclip the removable section from its base

Wire up the power supply (screw terminals)



Clip the removable section onto the base

The product profile and positioning of the terminals allow the connection supply busbars to run along the top of the product.
This means the position of the Gateway Module in the row can be chosen freely and products on the same rail can be connected via a supply busbar.



Easily track energy consumption

EMDX³ WITH NETATMO CONNECTED ELECTRICITY METER

For installation in the electrical panel to measure the total installation consumption or that of a specific line.



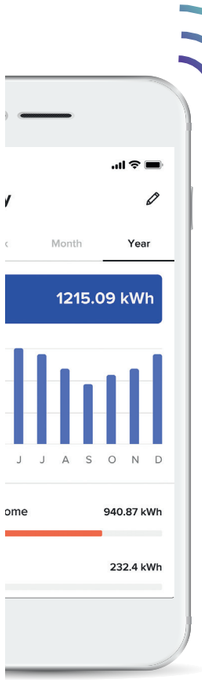

THE EMDX³ WITH NETATMO CONNECTED ELECTRICITY METER ALLOWS THE USER TO:

- View the total instantaneous power for the house.
- Look up the total electricity consumption history for the building or circuit with which the connected electricity meter is associated (heating, hot water, power outlets, etc) on the daily/weekly/monthly/annual scale.
- Send a notification if an adjustable total instantaneous power threshold is reached (energy meter configured in "total consumption track" mode).

- Install additional connected electricity meters, so as to obtain detailed measurement of the consumption of several circuits.
- Supplied with 1 closed measurement coil 80 A max.

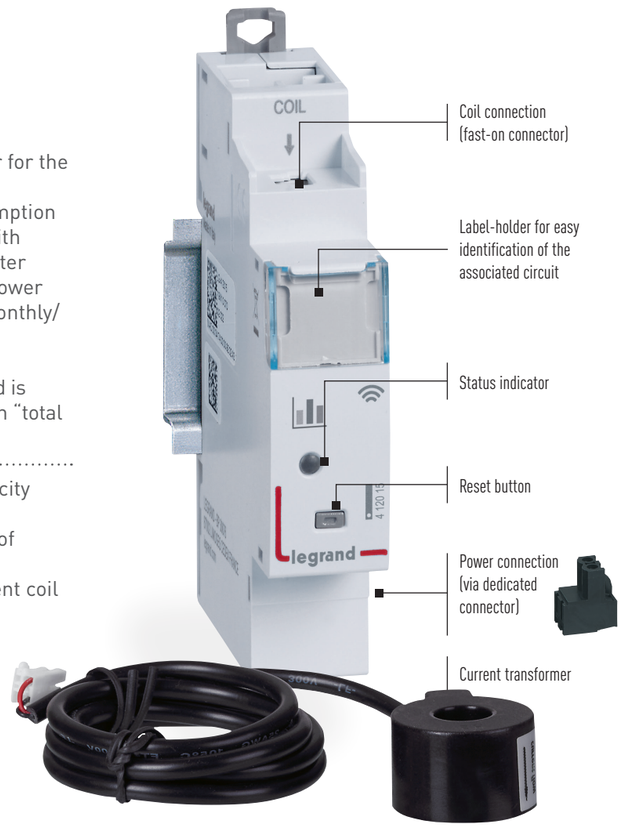

Width: 1 x 17.5 mm module

Requires prior installation of a "with Netatmo" connected starter pack, version for ⎓ rail Cat.Nos 4 121 81/Arteor/Excel Life.

WIRING

The connected electricity meter and the current transformer are connected via the quick-lock connector on top of the product (A).

The black removable connector on the underside of the connected electricity meter is used to plug in the power supply (B).

A

B

POWER SUPPLY: 100-240 V ∿

The connected electricity meter is installed after a protective circuit breaker.

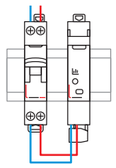

N (neutral) = blue
L (phase) = everything except blue and green/yellow

The product profile and positioning of the terminals allow the connection supply busbars to run along the top of the product. This means the position of the connected electricity meter in the row can be chosen freely and products on the same rail can be connected via a supply busbar.



Control lights remotely without altering the installation

CX³ WITH NETATMO CONNECTED LATCHING RELAY

For installation in the electrical panel without the need for associated protection (no protective circuit breaker on the control circuit) **when replacing an existing latching relay (refurbishment)** or to create/complete a connected installation.



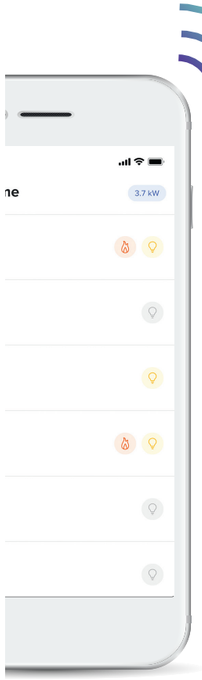

THE CX³ WITH NETATMO CONNECTED LATCHING RELAY ALLOWS THE USER TO:

- Control lights controlled by push-buttons locally or remotely (for example, lights in a corridor or stairwell).
- Combine it with wired push-buttons and/or wireless switches in Legrand "with Netatmo" connected ranges.
- Max. loads:
  - 3840 W incandescent and halogen lamps
  - 650 W LED and compact fluorescent lamps:
  - 3000 VA ferromagnetic and electronic transformers for lamps.
- Integrate lights in schedules or in personalised scenarios.
- Track consumption of the lighting circuit controlled in the Home + Control app.
- Control lights with their voice via a voice assistant.

Works with Apple HomeKit | works with Hey Google | WORKS WITH alexa



Silent latching relay (< 10 dB)

Width: 1 x 17.5 mm module

Requires prior installation of a "with Netatmo" connected starter pack, version for ⊥ rail Cat.Nos 4 121 81/Excel Life.

*Legrand patented technology

POWER SUPPLY: 100-240 V ∿

The control circuit has a built-in power supply and protection.

N (neutral) = blue
L (phase) = everything except blue and green/yellow
Phase after contact = usually purple, orange, etc

WIRING EXAMPLES

Installation with wired push-buttons (without illuminated indicator).

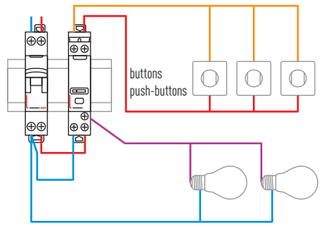

Mixed installation with wired push-buttons (without illuminated indicator) and "with Netatmo" wireless switches.

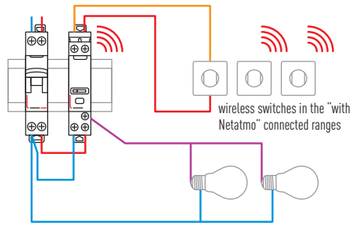

Wireless installation with several "with Netatmo" wireless switches.

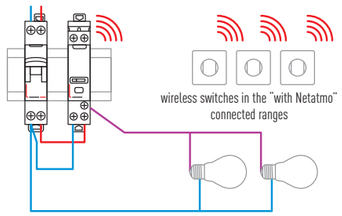

Wired installation with wired push-buttons (without illuminated indicator) and junction box.

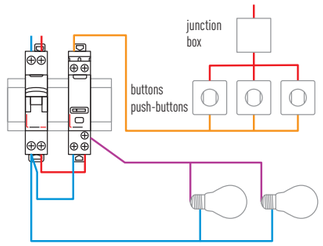

The product profile and positioning of the terminals allow the connection supply busbars to run along the top of the product.

This means the position of the connected latching relay in the row can be chosen freely and products on the same rail can be connected via a supply busbar.





Control or schedule the operation of high-energy appliances remotely

CX³ WITH NETATMO CONNECTED CONTACTOR

For installation in the electrical panel without the need for associated protection (no protective circuit breaker on the control circuit) when replacing an existing contactor or to create/complete a connected installation.



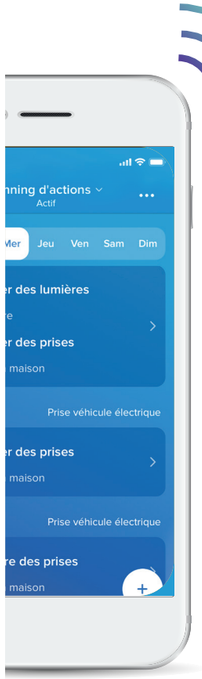

THE CX³ WITH NETATMO CONNECTED CONTACTOR ALLOWS THE USER TO:

- Control the operation of high-energy consumption appliances locally or remotely (electric water heater, swimming pool pump, electric heating, charging socket for an electric vehicle, etc).
  For controlling electrical appliances up to 4800 W, or motors up to 2400 VA.
- Integrate controlled appliances in schedules (in place of a time switch) or in personalised scenarios.
- Track consumption of the circuit controlled in the Home + Control app.
- Choose between operation in peak/off-peak** automatic mode or as a conventional ON/OFF power contactor (via the Home + Control app).
- Control loads with their voice via a voice assistant.

Works with Apple HomeKit | works with Hey Google | WORKS WITH alexa

Requires prior installation of a "with Netatmo" connected starter pack, version for ⎓ rail Cat.Nos 4 121 81/Excel Life.

- Input and output terminals for control (self-protected phase*) with ↓↑ marking to prevent wiring errors
- Marking indicating the wiring diagrams
- Label-holder for easy identification of the associated circuit
- Main button for manual control of the contactor + status indicator
- Configuration button & indicator
- Output terminal for the Phase after contact, to the load (LOAD)
- Input terminals for the Neutral (N) and the phase (L)

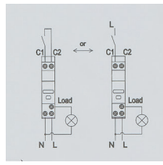

Silent contactor (< 10 dB)

Width: 1 x 17.5 mm module

* Legrand patented technology
** "Peak/Off-Peak" tariff (specific to France). The contactor is controlled by means of the signal sent by the electricity supplier, to supply the load only during time slots with a cheaper tariff.

POWER SUPPLY: 100-240 V ∿

The control circuit has a built-in power supply and protection.

- N (neutral) = blue
- L (phase) = everything except blue and green/yellow
- Phase after contact = usually purple, orange, etc

WIRING EXAMPLES

Control of different high-energy consumption loads.

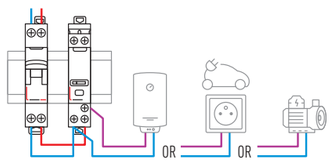

Control of an electric heating system via a central control unit.

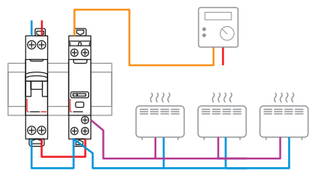

Control of a single-phase or three-phase power contactor (In > 20 A) with a CX³ with Netatmo connected contactor.

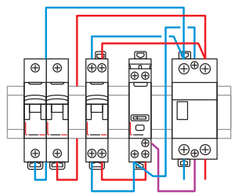

Control of a single-phase power contactor with a CX³ with Netatmo connected contactor.

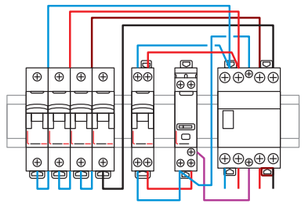

Control of a three-phase power contactor with a CX³ with Netatmo connected contactor.

The product profile and positioning of the terminals allow the connection supply busbars to run along the top of the product.

This means the position of the connected contactor in the row can be chosen freely and products on the same rail can be connected via a supply busbar.



Home + Control

just one app to control everything

The installation is controlled and consumption tracked via the unique app: Home + Control.

The app can be used to control remotely using a smartphone and/or voice (via a voice assistant), the lights, roller shutters, heating and electrical appliances. It also gives users the option to personalise life scenes, schedule the operation of appliances, track consumption in detail and set alerts on a smartphone.

REMOTE CONTROL

VOICE CONTROL

EASE OF SCHEDULING

SMART ENERGY MANAGEMENT

Works with Apple HomeKit

works with Hey Google

WORKS WITH alexa

The Home + Control app is completely free and available from the App Store and Google Play.

Download on the App Store

GET IT ON Google Play

Thanks to all the Legrand and Netatmo connected products, the house becomes a more comfortable place, a real "home from home". It adapts to the occupants' habits. For the lights, heating, the smoke detector, the door entry system or cameras, users can take control of their home simply and intuitively.

Curtain / roller blind switches

Connected socket outlets

LEARN ABOUT THE OTHER CONNECTED SOLUTIONS PROPOSED BY LEGRAND GROUP BRANDS.

Light switches

Heating control

PROGRAMME ELIOT BY LEGRAND FOR CONNECTED DEVICES
The presence of this logo certifies that the connected product in question provides realbenefit for you the installer or specifier (maintenance, etc.) and also for your customer, that the confidentiality of data is preserved and that everything has been done for your long-term satisfaction.

Legrand Australia
Building 4 Nexus Industry Park
43-47 Lyn Pde Prestons NSW 2170
1300 369 777
www.legrand.com.au

Legrand New Zealand
106-124 Target Road Glenfield
Auckland 0627 New Zealand
0800 476 009
www.legrand.co.nz

LEG3375 © Legrand - October 2021