

Product data sheet

Characteristics

LR9D01

TeSys LRD - electronic thermal overload relay -
3P - 0.1...0.5 A



Main

Range	TeSys
Product name	TeSys LRD
Device short name	LR9D
Product or component type	Electronic thermal overload relay
Relay application	Motor protection
Product compatibility	LC1D09 LC1D25 LC1D32 LC1D12 LC1D38 LC1D18
Thermal overload class	Class 5...30
Thermal protection adjustment range	0.1...0.5 A
Power consumption in W	300 mW
Mounting support	Under contactor Plate, with specific accessories Rail, with specific accessories

Complementary

[Ue] rated operational voltage	690 V for power circuit 660 V for signalling circuit
[Ui] rated insulation voltage	Power circuit: 1000 V Signalling circuit: 690 V
Tripping threshold	1.25 In conforming to IEC 60947-4-1
Control type	Red push-button: stop and manual reset White 2 microswitches: adjustable trip class Red knob: automatic reset White dial: full-load current adjustment
Time range	1.5...4 min - automatic reset time
[Ith] conventional free air thermal current	5 A for signalling circuit
Associated fuse rating	5 A gG for signalling circuit 5 A BS for signalling circuit
[Uimp] rated impulse withstand voltage	6 kV
Phase failure sensitivity	Phase difference > 40% 3 s conforming to IEC 60947-4-1
Electromagnetic compatibility	Surge withstand: 2 kV common mode conforming to IEC 61000-4-5 Resistance to electrostatic discharge: 8 kV conforming to IEC 61000-4-2 Immunity to radiated radio-electrical interference: 10 V/m conforming to IEC 61000-4-3 Immunity to fast transients: 2 kV conforming to IEC 61000-4-4
Connections - terminals	Control circuit: screw clamp terminals 1 cable 2.5 mm ² - cable stiffness: solid or flexible - without cable end Power circuit: screw clamp terminals 1 cable 16 mm ² - cable stiffness: solid or flexible - without cable end
Tightening torque	Control circuit: 0.8 N.m on screw clamp terminals Power circuit: 3.1 N.m on screw clamp terminals
Height	72.5 mm
Width	45 mm

Depth	79.9 mm
Net weight	0.18 kg





Environment

Standards	EN/IEC 60947-4-1 EN/IEC 60947-5-1 UL 60947-4-1 UL 60947-5-1 CSA C22.2 No 60947-4-1 CSA C22.2 No 60947-5-1 GB/T 14048.4 GB/T 14048.5
Product certifications	IECEE CB Scheme UL CSA CCC
IP degree of protection	IP20 front face conforming to IEC 60529
Ambient air temperature for operation	-25...70 °C conforming to IEC 60255-8
Ambient air temperature for storage	-55...80 °C
Operating altitude	2000 m without derating
Mechanical robustness	Vibrations 10...150 Hz: 6 Gn conforming to IEC 60068-2-6 Shocks 11 ms: 15 gn conforming to IEC 60068-2-7
Dielectric strength	6 kV 50 Hz conforming to IEC 60255-5

Packing Units

Unit Type of Package 1	PCE
Number of Units in Package 1	1
Package 1 Weight	209 g
Package 1 Height	5.5 cm
Package 1 width	7.5 cm
Package 1 Length	9.1 cm
Unit Type of Package 2	S02
Number of Units in Package 2	30
Package 2 Weight	6.725 kg
Package 2 Height	15 cm
Package 2 width	30 cm
Package 2 Length	40 cm
Unit Type of Package 3	P06
Number of Units in Package 3	480
Package 3 Weight	121.86 kg
Package 3 Height	50 cm
Package 3 width	80 cm
Package 3 Length	60 cm

Offer Sustainability

Sustainable offer status	Green Premium product
REACH free of SVHC	Yes
EU RoHS Directive	Compliant  EU RoHS Declaration
Mercury free	Yes
RoHS exemption information	 Yes
China RoHS Regulation	 China RoHS Declaration
Environmental Disclosure	 Product Environmental Profile
Circularity Profile	 End Of Life Information
WEEE	The product must be disposed on European Union markets following specific waste collection and never end up in rubbish bins