

Gold.

Best Design Awards  
Winner 2017

Silver.

Best Design Awards  
Winner 2019



# PDL ICONIC®

Range Overview

[pdl.co.nz/iconic](http://pdl.co.nz/iconic)

Life Is On



by Schneider Electric

# PDL Iconic® Collection

The standard Iconic collection from PDL by Schneider Electric is joined by two completely new looks with the sophisticated Styl and fresh Essence skin ranges.







PDL Iconic Styl skin



PDL Iconic Essence skin

PDL Iconic is a modern future proof collection based on a slim, sleek and clean design that is easy to customise and upgrade.

### Loaded with clever features

**Game changing modular mechanisms** and grids with changeable skins and rockers for unrivalled customisation, now and in the future.

**With ControlLink**, lights can be dimmed from multiple locations.

**Locking bar** allows simple mechanism reorientation and sturdy locking for a quick and easy install, reducing the chance of mechanism pushbacks.

**Iconic's translucent edges** allow the skins to pick-up background colours for a design that blends in with any wall colour.

### Customisable and future-ready

**Interchangeable Iconic, Styl and Essence skins** provide great options to customise to suit specific decor and lifestyle.

**Innovative protective flaps** help prevent screw access after installation, allowing skins to be changed easily at any time.

**Iconic switches** are quick and easy to personalise with pictogram rockers that even your customers can change.

**Bluetooth Low Energy** delivers simple configuration and control of dimmers, timers and time clocks via the Wiser app on your phone or tablet.

**Iconic is future-ready**, allowing for style and function updates in the coming years.

# Upgrade to 'Skinability'

Iconic® is based around a unique grid design, with a choice of three different ranges of skins that simply clip on. Once the grids have been installed by an electrician, it's easy for anyone to change the skins at any time. You simply clip off the existing skin and clip on the new design.

## PDL Iconic® skins

The standard Iconic range of skins offers unlimited flexibility with standard white skins, and subtle colour variants that complements any interior décor. They are available with translucent edges that infuse with wall colours.



## PDL Iconic® Styl skins

Iconic Styl has an irresistibly beautiful design made from durable anodised aluminium for a quality look in every home. Iconic Styl adds elegance, colour and modern simplicity with three metallic finishes to offer flexibility to a broad range of décor styles.



## PDL Iconic® Essence skins

With smooth round wooden edges made from real timber, Iconic Essence has an unmistakably luxurious look and feel. Setting a new benchmark for quality and style in residential products, the natural finish of Iconic Essence will enhance any living space.



## Future-proof 'skinability'

Being able to change skins makes it easy for your customers to upgrade to a fresh new look in the future as new skin colours and designs become available.

# Clever Functionality



Night Walk sensor light



3-socket USB charger with shelf



Modular design

## Iconic® features changeable skins, innovative design and enhanced connectivity.

In this all-new platform, we've thought of everything including new sockets, switches, dimmers, timers, USB chargers, new safety features, Bluetooth Low Energy connectivity and more. We've also designed Iconic with features that greatly simplify installation, and developed new products for smarter homes.

### 300 series mechanisms

Iconic switches and electronic accessories feature the 300 series mechanisms designed for optimum flexibility in up to 6-gang grids. The grids make changing from vertical to horizontal orientation simple, and locking bars reduce the chance of mechanism pushbacks.

### Great innovations

Iconic includes a 3-gang USB charger with shelf. A Night Walk skin, which replaces the standard double socket skin, features an integrated motion sensor. When it detects movement it switches on LEDs that illuminate the way when someone gets up at night, without disturbing others.

### Clever efficiency




Iconic electronic accessories deliver clever efficiency to the home. Bluetooth Low Energy connectivity and our own ControlLink technology offer simple configuration and multi-way control. The Wiser app lets you configure it all exactly to your customer's taste.

### Enhanced connectivity

Iconic includes a comprehensive range of options for all modern network connectivity requirements. With mechanisms for RJ45 networking, HDMI sockets and audio cable entry plates, you have everything you need for complete home networking.


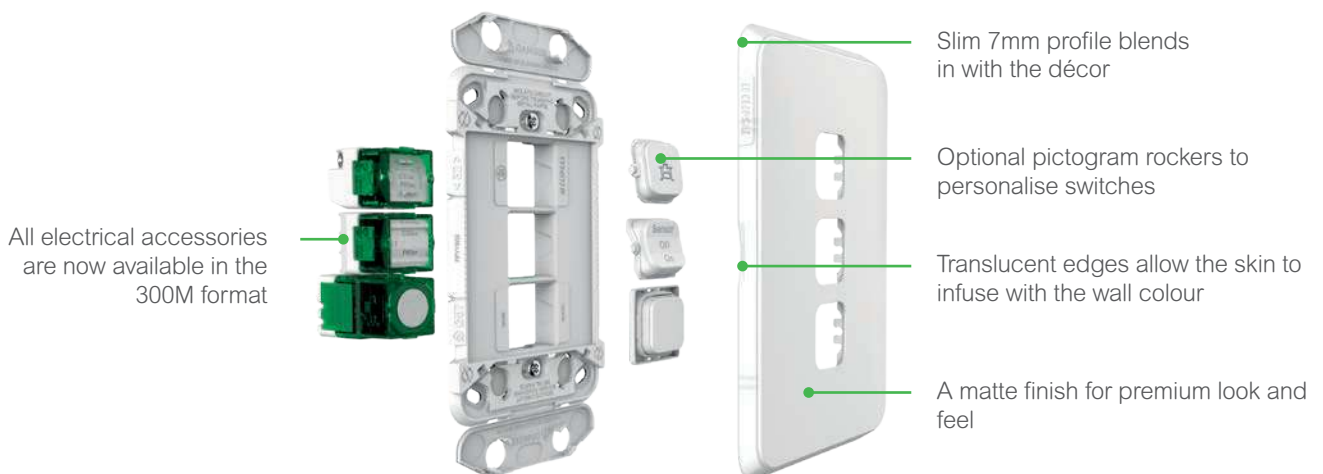

# Sockets With a Difference

Iconic® features innovations like pre-mounted screws, screw covers and in-line terminals.



# Clever Switch Innovation


Iconic® grids feature screw covers, drill guides and 300 series mechanisms for easy installs and customisation.



# Iconic Styl design features

## Anodised aluminium

Real aluminium material with high quality anodised finishes Sandblasted surface for a modern 'satin' appearance




## Unique oval shape

Extruded aluminium provides this curved shape that reflects the light in interesting ways

## Green ON indicator

Subtle green ON indicator



## Electrically safe

Although metal is used on these electrical products, the plastic surfaces provide insulation

## Pictogram rockers

Optional pictogram rockers designed specifically for this range can be used. Simply pop-out the existing rockers (supplied with the skin) and replace them with the new pictogram rockers



## Network options

Iconic Styl supports the full range of network connectivity and AV connectors as part of the Iconic range.





# Iconic Essence design features

## Durable

White ABS plastic surface.  
Colourfast and UV stabilised

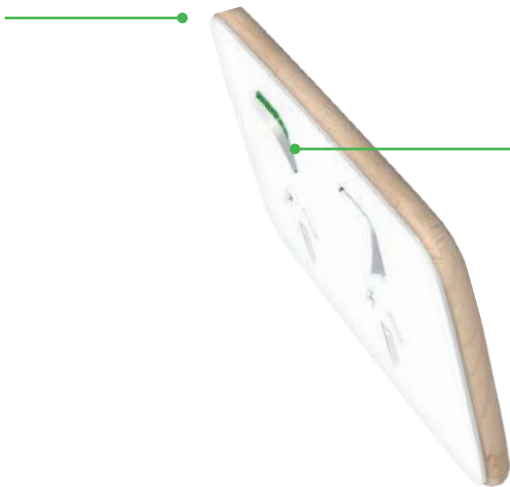


## Real timber

Pale 'birch' real timber coated with matt lacquer for protection

## Strength

'Tongue-and-groove' joins in the timber at each corner, help prevent splitting and provide a consistent timber grain direction



## Green ON indicator

Subtle green ON indicator

## Pictogram rockers


'Tongue-and-groove' joins in the timber at each corner, help prevent splitting and provide a consistent timber grain direction



## Network options

Iconic Essence supports the full range of network connectivity and AV connectors as part of the Iconic range

# Electronic Accessories




Connected Socket - individual control of each socket



USB mechanism with built-in current limitation and rotating head



PIR motion sensor mechanism



Electronic push-button switches integrate with standard plates

## Iconic® electronic accessories are designed for clever functionality.

Electronic accessories fit Iconic switch grids. Secured in place with the mechanism locking bar, they can be easily changed to suit vertical or horizontal orientation. The range includes standard electronic accessories such as rotary dimmers and USB chargers, as well as Bluetooth connected smart accessories such as dimmers, time clocks and a connected socket.

### Rotary and push-button dimmers

Iconic electronic products include both push-button and rotary dimmers. Push-button dimmers offer multi-way dimming over standard wiring using ControlLink. The tactile push-button turns the load on/off or dims up or down.

### USB chargers

Iconic USB chargers have a patented rotatable head for easy reorientation. They also include a patented current management technology, which manages the output current to prevent overheating while minimising charge times.

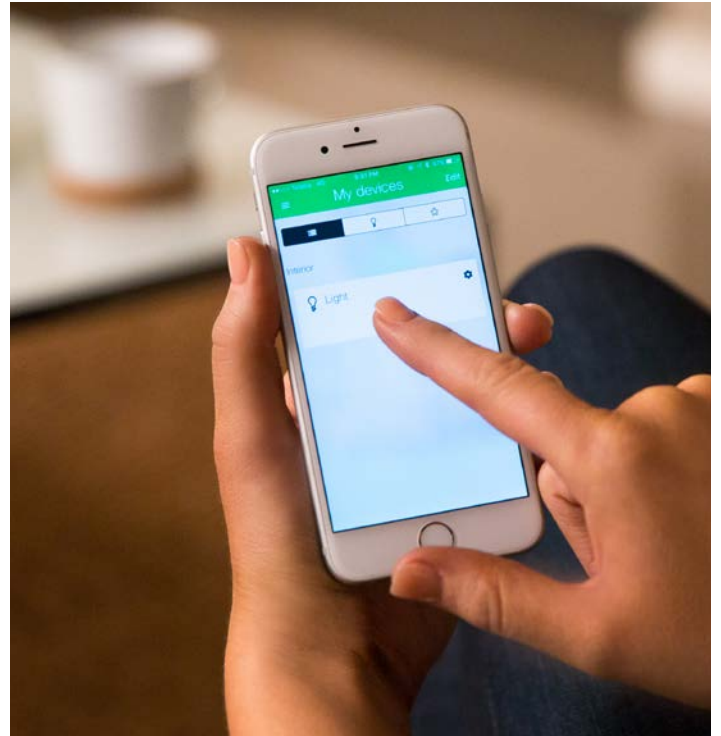
### Bluetooth Dimmers, Electronic Switches and Connected Socket

Electronic Modules are programmable via the Wiser app to provide On/Off, 24-hour, 7 day scheduling by month. They're ideal for scheduling operating times for appliances like towel rails, garden lights, or hot water booster elements, and can be set to automatically track with seasonal sunrise and sunset changes. Iconic time clocks also function as push-button timers providing extra functionality and ability to manually override schedules at any time. All electronic modules come with short circuit and over temperature protection.

### PIR motion sensor

The Iconic PIR motion sensor mechanism is simple to install and configure with front mounted light level and timer adjustment. It is ideal for hands free lighting control in entry ways, walk in wardrobes, pantries, hallways or stairs.

## Electronic Accessories (cont'd)



Wiser app

## With ControlLink and Bluetooth Low Energy for simple connectivity.

Multi-way dimming and switching control has become easy with Iconic®.

### ControlLink connectivity

ControlLink allows for multi-way control of lights, and for dimmers and time clocks to work together for enhanced functionality.

### Wiser app

Iconic 3-wire electronic products can be configured and controlled via the Wiser app on most tablets or phones to perform programmed tasks like:

- Switch and dim lights with configurable schedules
- Exhaust fan run-on after bathroom lights have been switched off
- Operate heated towel rails and/or lights on 24hr/7day schedules
- Automatic seasonal sunrise and sunset tracking
- Easily reset to original settings

### Bluetooth Low Energy (BLE)

Iconic 3-wire mechanisms connect to the Wiser app via Bluetooth Low Energy. BLE minimises energy consumption, connecting only when required and does not require any gateway devices.

### Connectivity without complexity

ControlLink and BLE together offer unprecedented flexibility with standard wiring. BLE is available on most phones and tablets for connectivity.


# Network Connectivity



Simplified network connector combinations



Cable Entry Plate



Aesthetically appealing cable management

Iconic® includes a wide range of network connectivity products for a professional home network.

Iconic has a broad offer for home data, TV and audio connections, allowing you to easily meet customer requirements for networking, audio and video installations.

## Audio, video and networking

Iconic includes a wide range of audio, visual and networking mechanisms to suit any home application. TVs can be connected to gaming consoles and Pay TV boxes through F-Type, PAL and HDMI mechanisms. Sound systems can be connected via RCA mechanisms and RJ45. RJ45 mechanisms can be used for connecting all the smart devices to the home network.

## Flexibility of 300 series mechanism grids

No two home networks are the same, which is where the range of audio, video and networking mechanisms make every setup simple and easy. You can use combinations of mechanisms in up to 6-gang grids, ensuring that a broad range of end user requirements are met with the Iconic range.

## Networking


Our range includes both Cat6 and Cat6A copper LAN solutions. Cat6 provides peace of mind with reliable performance and bandwidth. Cat6A is a high end solution for larger or more demanding applications.

## Cable Entry Plate

The Iconic Cable Entry Plate is a cost-effective way to allow cables to pass through the wall cleanly and easily and are ideal for placing behind TVs to ensure the cables are kept secure and hidden.



# Product References



# Sockets, Switches and Mechanisms

PDL Iconic® offers one to six-gang metal reinforced grids with patented mechanism locking bars for multiple combinations of 300 series mechanisms.


Complete Switch - Grid, Mech and Skin in Vivid White only



Assembled Grids and 10A Mechs



Assembled Grid and Skin - for data plates



Switch Grids

Iconic grids are only suitable for 300 series mechanisms.



Architrave Switches

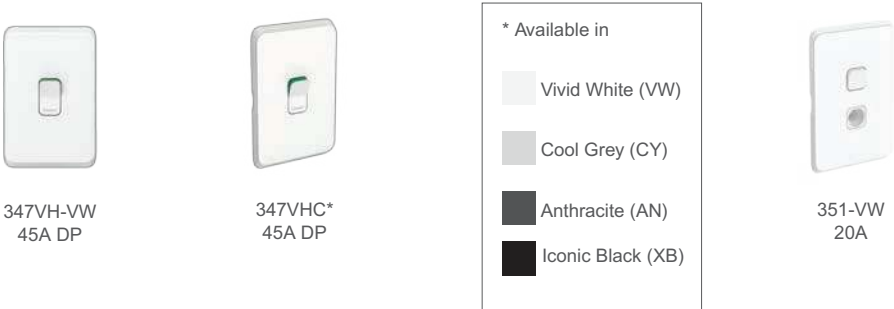
IP44 Rated Switches - Vivid White Only



Note: Architrave grids do not have switches installed as standard.

Cooker Switches

Permanent Connection Unit PCU



TV Socket Plate

Plates for television broadcast coaxial cables.



Cable Entry Plates

PDL Iconic cable entry plates keep cable connections tidy.



USB charging plate



Mechs

Iconic grids are only suitable for 300 series mechanisms.



# Rockers, caps, pushbuttons and Rotary

## Blank dolly rocker



381AR\*\*  
All Iconic colours



E381AR\*\*  
All Essence colours



S381AR\*\*  
All Styl colours

## 32A rocker



380AR32\*\*  
All Iconic colours



E380AR32\*\*  
All Essence colours



S380AR32\*\*  
All Styl colours

## Push Button Caps



300PBC\*\*  
All Iconic colours



E300PBC\*\*  
All Essence colours



S300PBC\*\*  
All Styl colours

## Dimmer Knobs



300KBC\*\*  
All Iconic colours



E300KBC-AG only  
Order VW for AW



S300KBC\*\*  
All Styl colours

## Single USB Cap



300USBC\*\*  
All Iconic colours  
except Black  
-Order Iconic for Styl



300USBC-AG Only  
Order VW for AW



300USB2C\*\*  
All Iconic colours  
except Black  
-Order Iconic for Styl



300USB2C-AG Only  
Order VW for AW



300USB2CAC\*\*  
All Iconic colours  
except Black  
-Order Iconic for Styl



300USB2CAC-AG only  
Order VW for AW

## Double USB cap

## USB A+C cap

## Three position blank rocker



387A3T\*\*  
All Iconic colours  
-Order Iconic for Styl



387A3T-AG only  
Order VW for AW

## Four position rotary



387M4R  
knob and labelled surround  
All Iconic colours

## Latching rocker



381ALR-VW  
Latching Rocker  
Prevents accidental switching of  
a switch  
Order Iconic for Styl and Iconic Black

For Printed rockers see page 20

<p>*Iconic Skin available in</p> <ul style="list-style-type: none"><li>Vivid White (VW)</li><li>Warm Grey (WY)</li><li>Cool Grey (CY)</li><li>Anthracite (AN)</li><li>Iconic Black (XB)</li></ul>	<p>*Iconic Styl Skin available in</p> <ul style="list-style-type: none"><li>Silver (SV)</li><li>Crowne (CE)</li><li>Silver Shadow (SH)</li></ul>	<p>*Iconic Essence Skin available in</p> <ul style="list-style-type: none"><li>Arctic White (AW)</li><li>Ash Grey (AG)</li></ul>
---	--	--

See page 21 for colour matche  
See page 24 for full colour codes



# Electronic mechs

PDL Iconic® electronic accessories offer clever functionality to the home.

## Push-button Dimmer

Offers multi-way push-button switching and dimming.



354PBDMUN-VW  
2 Wire CTL Dimmer



354PBDMBTW-VW  
3 Wire BLE & CTL  
Dimmer

## Rotary Dimmer

Available in LED and universal models, offering adjustable minimum brightness to suit LED and many other loads.



354RDMUN-VW  
2 Wire

## Electronic Switches

Push button switch



356PBSM-VW  
2 wire, not programmable,  
Non BLE



356PB2MBTW-VW 3  
wire 2A 1AX time delay  
switch



356PB10MBTW-VW  
3 Wire, 15A resistive  
10AX BLE & CTL

## Bluetooth Electronic Switches

Can be programmed with the Wiser app for 24hr/7day scheduling.

## ControlLink Mech

Secondary mech uses standard wiring to provide multi-way dimming and switching control for compatible ControlLink electronic mechanisms.



356PBSS-VW  
30m max cable length



356PBSSL-VW  
Requires N for LED indication  
50m max cable length

## PIR Sensor Mech

Compatible with 750W incandescent, 100W fluorescent, 150W LED and 100W motor ratings.



352MPIR-TN  
5m range 10s-15min time delay  
Max 4xLED

## USB Chargers

Single and double USB charging Mech.



342USB-VW  
1.5A



342USB2-VW  
2 x 2.1A (3.1A max)



342USB2AC-VW  
3A + 2.4A (3.1A max)

Dual type A&C USB charging Mech.

## C-Bus mechs

C-Bus 40 Series Master Module



5041NMML  
Mech cap not included

C-Bus 40 Series Slave Module



5041NMS  
Mech cap not included

# Network Connectivity Mechs

The PDL Iconic® network connectivity offer includes all common connector options for the modern networked home.

## Audio Connectors

RCA sockets for stereo speaker cables.



315MBBR-TN  
Banana Connectors  
Twin Pack



340MRB-TN  
Audio Mechs Twin Pack

## TV Sockets and Plates

F-series sockets and plates for television broadcast coaxial cables.



328MF-TN  
F to PAL



315MF-TN  
F to F

## HDMI Sockets

Ideal for organising HDMI communications cables.



315HDMI-TN  
HDMI Straight

## Telephone Sockets

For organising telephone cables.



317M2-TN  
BT Telephone

## Permanent Connection Unit

Towel rail



351MPCU-TN

## RJ45 Sockets



319MD-TN



VDIB17396UTN  
Cat 6 shuttered



VDIB17386UTN  
CAT 6 Unshuttered



VDIB1738XUTN  
Cat 6A Unshuttered



VDIB177AXB10TN  
CAT 6A Unshuttered Shielded  
S1 STP



VDIB177AXU10TN  
CAT 6A Unshuttered Shielded  
S1 UTP

# Switch Skins

## Styl Switch Skins – including colours





\* Available in

	Silver (SV)		Crowne (CE)		Silver Shadow (SH)
---	-------------	---	-------------	---	--------------------


## Essence Switch Skins – including colours



\* Available in

	Arctic White (AW)		Ash Grey (AG)
---	-------------------	---	---------------

## Iconic Switch Skins – including colours



\* Available in

	Vivid White (VW)		Cool Grey (CY)		Anthracite (AN)		Iconic Black (XB)
---	------------------	---	----------------	---	-----------------	---	-------------------

# Sockets

## Complete Sockets - Vivid White only

PDL Iconic® sockets feature grids with innovative screw covers, which help prevent screw access after installation, allowing skins to be changed easily at any time.



394-VW



394/15-VW



394/20-VW



394XUA-VW



395-VW



395/15-VW



395X-VW  
20A extra switch



395H4-VW



395H4XXUA-VW



391-VW




392-VW




392X-VW  
20A extra switch

XUA=Extra switch unassembled ie less switch mech's

## Socket Grids




394G




394/15G




394/20G



394XUAG




395/15G




395XUAG



395G



395H4XXUAG




391G



392XUAG



343USBG



395CSG  
Connected socket grid

XUA=Extra switch unassembled ie less switch mech's

## RCD – Vivid White Only



395RCD30-VW

## USB Charger



395USB-VW



392USB-VW



392USBAC-VW



395USBAC-VW



# Socket Skins

Styl Socket Skins – including colours



S394C\*



S394XC\*



S395C\*



S395XC\*



S395H4C\*



S395H4XXC\*



S343C\*

\* Available in

 Silver (SV)

 Crowne (CE)

 Silver Shadow (SH)



S395CSC



S392C



S392XC

Essence Socket Skins – including colours



E394C\*



E394XC\*



E395C\*



E395XC\*



E395H4C\*



E395H4XXC\*



E343C\*

\* Available in

 Arctic White (AW)

 Ash Grey (AG)



E395CSC




E392C




E392XC


Iconic Socket Skins - including colours




394C\*




394/15C\*




394/20C\*




394XC\*




395C\*




395/15C\*




343HSC\*




306\*




395XC\*




395H4C\*




395H4XXC\*



391C\*





392C\*





392XC\*


\* Available in

 Vivid White (VW)

 Cool Grey (CY)

 Anthracite (AN)

 Iconic Black (XB)



395CSC

## Accessories

PDL Iconic range suits existing mounting accessories with the addition of the new 4-gang socket wall bracket (155H4), wall box (3157/4PRM) and mounting block. We have also developed a new range of mounting blocks for single gang switches and sockets, like the shallow optimum mount (137MB-VW), the deep optimum mount (300DMB-VW) and the standard mounting block (137MB-VW).



300APP/100  
Paint Protector



155H4  
Quad Socket Mounting  
Bracket



3157/4PRM  
Quad Socket Plastic  
Wall Box (54mm depth)



395H4MB-VW  
Quad Socket Mounting  
Block (38mm depth)



137MB-VW  
Standard Mounting  
Block (34mm depth)



300DMB-VW  
Deep Iconic Mounting  
Block (40mm depth)

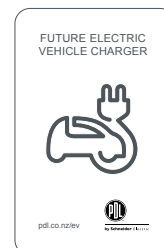


300SMB-VW  
1 gang Mounting  
Block 32mm

## Pictograms and EV Blank Plate

### New custom PDL Iconic® EV Blank Plate

Designed for use with the PDL Iconic range. This plate design has been created to indicate a home has been pre-wired for electric vehicle charging and highlight readiness for electric vehicle charging stations to homeowners and end users. This skin is a custom engraving to be ordered via Kraus & Naimer.



Kraus & Naimer  
Code EVPLATE

### Standard Dollies

The below dollies are all produced by Schneider Electric in Iconic Vivid White and can be ordered through an electrical wholesaler. Kraus & Naimer can custom engrave all other Iconic colours and styles which can also be arranged through your local wholesaler.

#### 32A



32A  
380AR32



Range  
381PRANGE



Oven  
381POVEN



Hob  
381PHOB

#### 20A and 10A



Hood  
381AHOOD



Waste  
381AWASTE



Microwave  
381AMICROWVE



Fridge  
381AFRIDGE

#### 20A and 10A



Heat  
381AHEAT



Fan  
381AFAN



Light  
381ALIGHT



Sensor  
381ASENSOR



Outside  
381AOUTSIDE



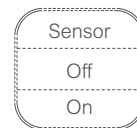
Hot Water  
381PHW



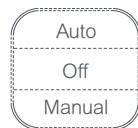
Towel  
381ATOWEL



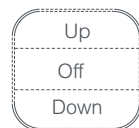
Dryer  
381PDY



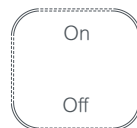
3POS (SON)\*



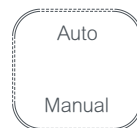
3POS (AOM)\*



3POS (UOD)\*



381POF



381PAM

x3 of each per pack

\*Only available in Iconic standard colours (ie Vivid White, Cool Grey, Anthracite).

### Custom Dollies

Available in all Iconic colours and styles as custom engraving by Kraus & Naimer which can be arranged through your local wholesaler.

#### 20A and 10A



Air Conditioner



Alarm



TV



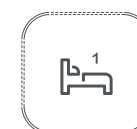
Dining



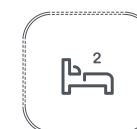
Study



Family



Bed 1



Bed 2



Bed 3



Bed 4



Bed



Lounge



Pump



Spa



Stairs



Garden

#### 10A Press



Washing Machine



Dishwasher



Press Line



Press Bell Icon

# How to Order

With set prefixes, part numbers, skin codes and colour initials, ordering the Iconic® range is simple. For example:

Iconic		395	C	**
Iconic Styl	S	395	C	**
Iconic Essence	E	395	C	**
Prefix = Design		C = Skin		** = Finish

## New colour codes and finishes

There are five new finishes for Iconic. Styl is available in silver, crowne and silver shadow anodised aluminium. Essence is available in arctic white and ash grey matt finish skins, with real birch timber edges.

Iconic Styl	SV	Silver	Silver anodised aluminium, plus cool grey gloss plastics.
	CE	Crowne	Gold anodised aluminium, plus warm grey gloss plastics.
	SH	Silver Shadow	Anthracite anodised aluminium, plus anthracite gloss plastics.
Iconic Essence	AW	Arctic White	Real birch timber trim, plus vivid white matt plastics.
	AG	Ash Grey	Real birch timber (stained dark), plus new ash grey coloured matt plastics.

## Corresponding grids and skins

Each skin design carries the part number that corresponds to the grid with which it is compatible. For example:

### Iconic Essence double socket in arctic white

395	G	«	E	395	C	AW
Part number	G = Grid		E = Iconic Essence	Same as grid part number	C = Skin	** = Finish

### Standard Iconic 3 gang switch in anthracite

383GM10	«	383	C	AN
Part number		Same as grid part number	C = Skin	** = Finish

### Iconic Styl 3 gang switch in silver

383GM10	«	S	383	C	SV
Part number		S = Iconic Styl	Same as grid part number	C = Skin	** = Finish

### Iconic Essence 3 gang switch in arctic white

383GM10	«	E	383	C	AW
Part number		E = Iconic® Essence	Same as grid part number	C = Skin	** = Finish

## Select a double socket grid plate and choose a decorative skin

Grid Plate	Skin Choices		
Iconic platform	Iconic Styl	Iconic Essence	Iconic
395G	S395C-SV	E395C-AW	395C-VW
	S395C-CE	E395C-AG	395C-XB
	S395C-SH		395C-CY
			395C-AN

G = Grid Plate      S = Styl      E = Essence      C = Skin

## Ordering a double socket with USB in anthracite

Grid Plate	USB Mechanism	Adaptor	Skin
395XUAG	342USB2-VW	300USB2C-AN	395XC-AN

G = Grid Plate      AN - Anthracite

## Order process

Grid Plate	Mechanisms	Skin	Rockers / Knobs
Select grid. Grids end in a G suffix.	Select one or more mechanisms to load into the grid if the grid is unloaded.  Mechanisms with a VW extension, come with a Vivid White rocker or knob included with the product.	All skins come pre-loaded with plain rockers of the same colour / finish of the skin.	Choose pictogram rocker, special rocker, dimmer knob in required colour. Non-standard pictogram rockers can be ordered as special items.

## Ordering a 2-gang switch with dimmer in silver shadow

Grid Plate	Mechanisms	Skin	Rockers / Knobs
Iconic platform	354RDMLD-VW	S382C-SH	
382G	381M10		S300KBC-SH

## Ordering a switch with a pre-loaded mechanism

Grid Plate	Skin Choices		
Iconic platform	Iconic Styl	Iconic Essence	Iconic
381GM10	S381C-SV	E381C-AW	381C-VW
	S381C-CE	E381C-AG	381C-XB
	S381C-SH		381C-CY
			381C-AN

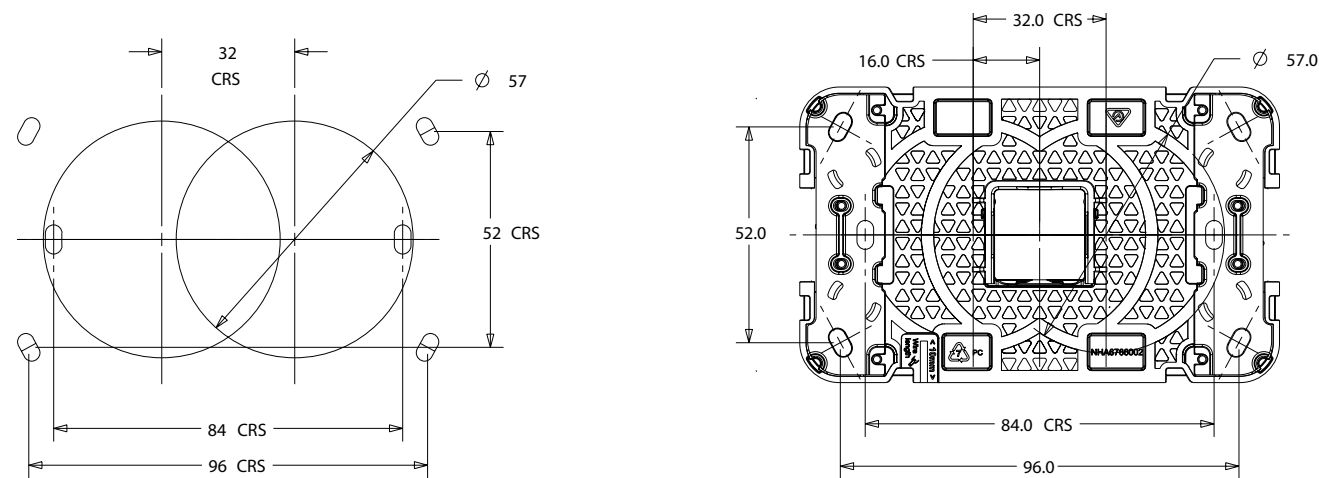


# Dolly Table

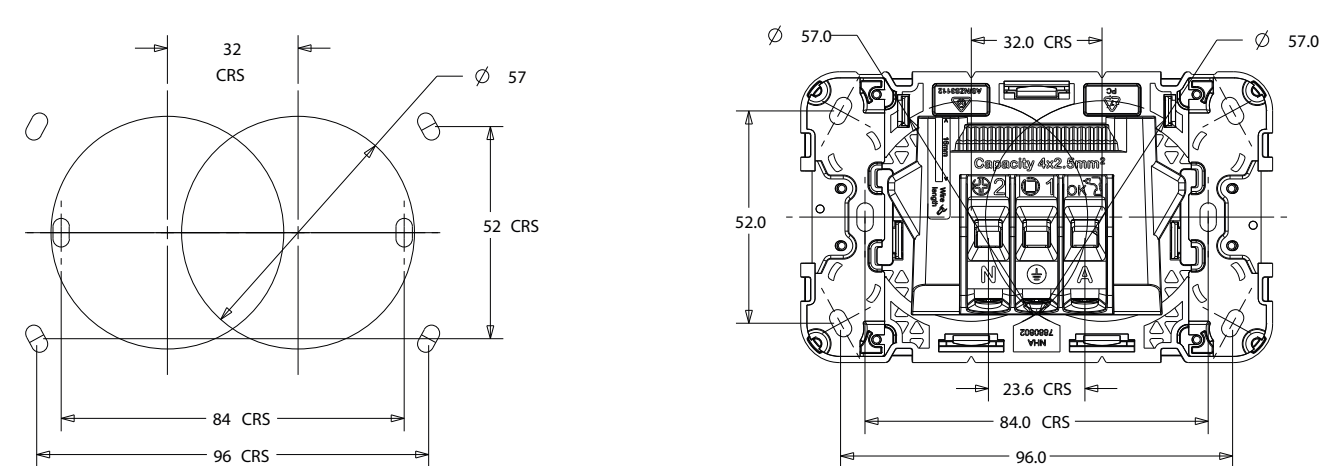
Description		Iconic References				Essence References		Styl References		
		Vivid White (VW)	Cool Grey (CY)	Anthracite (AN)	Iconic Black (XB)	Arctic Grey (AG)	Arctic White (AW)	Styl Silver (SV)	Styl Crowne (CE)	Styl Silver Shadow (SH)
	Blank dolly rocker pack of 10	381AR-VW	381AR-CY	381AR-AN	40AR-XB	E381AR-AG	E381AR-AW	S381AR-SV	S381AR-CE	S381AR-SH
	32A rocker rack of 10	380AR32-VW	380AR32-CY	380AR32-AN	40R32-XB	E380AR32-AG	E380AR32-AW	S380AR32-SV	S380AR32-CE	S380AR32-SH
	Push Button Caps	300PBC-VW	300PBC-CY	300PBC-AN	40APB-XB	E300PBC-AG	E300PBC-AW	S300PBC-SV	S300PBC-CE	S300PBC-SH
	Dimmer Knobs pack of 5	300KBC-VW	300KBC-CY	300KBC-AN	To match use Pro Series P300KBC-BK	E300KBC-AG	Order VW for AW	S300KBC-SV	S300KBC-CE	S300KBC-SH
	Single USB A Cap pack of 5	300USBC-VW	300USBC-CY	300USBC-AN	To match use Pro Series 300USBC-BK	E300USBC-AG	To match AW use 300USBC-VW	To match SV use 300USBC-CY	To match CE use 300USBC-WY	To match SH use 300USBC-AN
	Double USB A cap pack of 5	300USB2C-VW	300USB2C-CY	300USB2C-AN	To match use Pro Series 300USBC2-BK	E300USB2C-AG	To match AW use 300USB2C-VW	To match SV use 300USB2C-CY	To match CE use 300USB2C-WY	To match SV use 300USB2C-AN
	USB A+C cap pack of 5	300USB2CAC-VW	300USB2CAC-CY	300USB2CAC-AN	To match use Pro Series 300USB2CAC-BK	E300USB2CAC-AG	To match AW use 300USB2CAC-VW	To match SV use 300USB2CAC-CY	To match CE use 300USB2CAC-WY	To match SV use 300USB2CAC-AN
	3 position blank rocker pack of 10	387A3T-VW	387A3T-CY	387A3T-AN	49T-XB	387A3T-AG	To match AW use 387A3T-VW	To match SV use 387A3T-CY	To match CE use 387A3T-WY	To match SV use 387A3T-AN
	Latching rocker prevents accidental switching pack of 10	381ALR-VW	381ALR-CY	381ALR-AN	To match use Pro Series P381ALR-BK	To match AG use 381ALR-AN	To match AW use 381ALR-VW	To match SV use 381ALR-CY	To match CE use 381ALR-WY	To match SV use 381ALR-AN

# Mounting Specifications

## 1 to 4 gang switch plate cut-out template



## Socket cut-out template





For more information about the Iconic range, contact your local Schneider Electric representative, electrical wholesaler or visit [pdl.co.nz/iconic](http://pdl.co.nz/iconic).

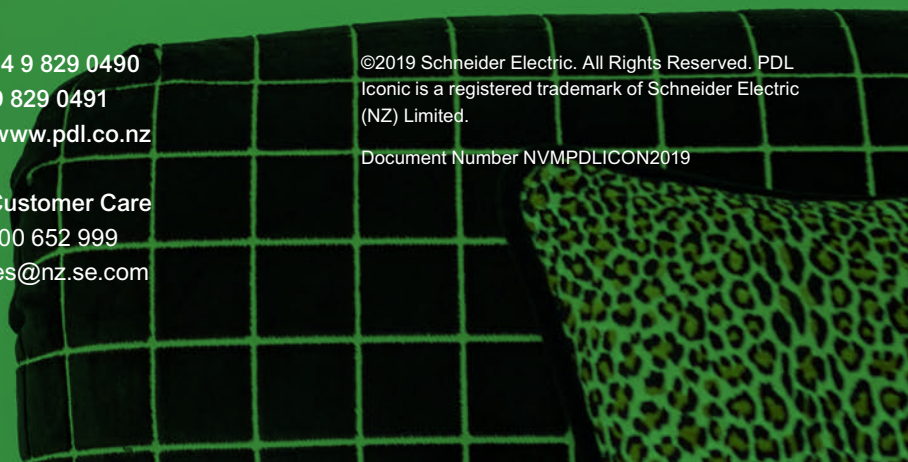
**Schneider Electric New Zealand Limited.**  
Level 2, Building 6, 60 Highbrook Drive  
Highbrook, Auckland 2013  
PO Box 259370, Botany,  
Manukau 2163  
[se.com/nz](http://se.com/nz)

**Phone: +64 9 829 0490**  
**Fax: +64 9 829 0491**  
**Website: [www.pdl.co.nz](http://www.pdl.co.nz)**

**National Customer Care**  
**Phone: 0800 652 999**  
**Email: [sales@nz.se.com](mailto:sales@nz.se.com)**

©2019 Schneider Electric. All Rights Reserved. PDL  
Iconic is a registered trademark of Schneider Electric  
(NZ) Limited.

Document Number NVMPDLICON2019



[pdl.co.nz/iconic](http://pdl.co.nz/iconic)

Life Is 



by **Schneider** Electric