

Electrical Solutions Guide

Issue 10 | Your complete guide to electrical and energy management in the home



Your home is
something special.

Like you and your family,
it's one of a kind.



Contents

04

Match your style

- 08 Saturn™ Horizon
- 10 Saturn™
- 12 Saturn™ Zen
- 14 PDL Iconic®
- 16 PDL Iconic® Styl
- 18 PDL Iconic® Essence
- 20 Metal Plate Series
- 22 Modena 800 Series™
- 24 600 Series™
- 27 USB Charging



36

It's home, just smarter



28

Energy efficiency



33

Safety & protection





04 Match your style



Electrical product selection

DELUXE RANGE

Metal Plate Series

Sleek and stylish metal

\$\$\$\$\$



- Solid Brass
- Stainless Steel

Base module colour options


- White
- Black

PREMIUM PLUS RANGE

Saturn™ Horizon

Sophisticated textures

\$\$\$\$



- Horizon Silver
- Horizon Black

Saturn™

Elegant glass look

\$\$\$\$



- Ocean Mist
- Pure White

PREMIUM RANGE

Saturn™ Zen

The beauty of simplicity

\$\$\$




- Zen Matt White
- Zen Matt Black



Modena 800 Series™

European curves

\$\$



- White
- Black
- Charcoal
- Blue
- Chrome
- Red
- Champagne
- Gunmetal
- Platinum

Base module colour options

- White
- Black

PDL Iconic® Styl

A touch of class

\$\$




- Silver Shadow
- Silver
- Crowne

PDL Iconic® Essence

Inspired by nature

\$\$



- Arctic White
- Ash Grey

PDL Iconic®

Clever Efficiency

\$



- Vivid White
- Warm Grey
- Cool Grey
- Anthracite



600 Series™

Trusted range

\$



- White
- Black
- Brushed Bronze
- Polished Brass
- Stainless Steel

Base module colour options

- White
- Black

Match your style | Saturn™ Horizon



Saturn™ Horizon Sophisticated Textures

Wall colour:
Resene Alcatraz paint*



Product colour: Horizon Silver

Product colour: Horizon Black



Saturn™ Horizon

Available in: ● Horizon Silver (HS) ● Horizon Black (HB)

Add your selected colour to the catalogue number, e.g. 4062PB-HB.



LED push button switches

4061PBL

Push button switch,
1 gang, LED



4062PBL

Push button switch,
2 gang, LED,
Horizontal mech
orientation



4062PBL

Push button switch,
2 gang, LED



4063PBL

Push button switch,
3 gang, LED



Architrave switches

4061AL

Architrave switch
plate, 1 gang



4062AL

Architrave switch
plate, 2 gang



Cooker switch

4061/45 or 4061D32

Single, or double pole
push button cooker switch



Blank plate

4060VX

Blank plate



Push button switches

4061VH

Push button switch,
1 gang, less mech



4062VH

Push button switch,
2 gang, less mech



4063VH

Push button switch,
3 gang, less mech



4064VH

Push button switch,
4 gang, less mech



4065PBL

Push button switch,
5 gang, less mech



4066PBL

Push button switch,
6 gang, less mech



Fan controller

4061VF3CSF

Fan speed controller,
3 speed + OFF



Dimmers

4062E450UDN

Dimmer, universal,
rotary control,
separately switched,
2 gang grid switch
& dimmer assembly



**4061VH &
4061E2PUDM-TR**

Universal push button
dimmer, integrally
switched push button
(ISPB). No switch
required



Communication wall plates

4031VH

Vertical/horizontal
1 gang grid & plate
assembly



4032VH

Vertical/horizontal
2 gang grid & plate
assembly



4033VH

Vertical/horizontal
3 gang grid & plate
assembly



4034VH

Vertical/horizontal
4 gang grid & plate
assembly



4036VH

Vertical/horizontal
6 gang grid & plate
assembly



Switched sockets

4015

Power outlet, 1 gang



4015L

Power outlet, round
earth, 1 gang, to suit
lighting



4025

Power outlet, 2 gang



4025X

Power outlet, 2 gang.
Extra switch



4025H2

Power outlet (2 x double)



4025USB

Double switched
socket with USB
charger

\$\$\$\$\$

Saturn™
Elegant
glass
look

Optional cool blue LED
switch indicators.




Wall colour: Resene Soothe paint*



Product colour:
Ocean Mist

Product colour:
Pure White



Wall colour: Resene New Denim Blue paint*

Saturn™

Both available in: ● Ocean Mist (OM) ● Pure White (PW)

Add your selected colour to the catalogue number, e.g. 4062PB-OM.



LED push button switches

4061PBLPush button switch,
1 gang, LED**4062PBL**Push button switch,
2 gang, LED,
Horizontal mech
orientation**4062PBL**Push button switch,
2 gang, LED**4063PBL**Push button switch,
3 gang, LED

Architrave switches

4061ALArchitrave switch
plate, 1 gang**4062AL**Architrave switch
plate, 2 gang

Cooker switch

4061/45 or 4061D32Single, or double pole
push button cooker switch

Blank plate

4060VX

Blank plate



Push button switches

4061VHPush button switch,
1 gang, less mech**4062VH**Push button switch,
2 gang, less mech**4063VH**Push button switch,
3 gang, less mech**4064PBL**Push button switch,
4 gang, less mech**4065PBL**Push button switch,
5 gang, less mech**4066PBL**Push button switch,
6 gang, less mech

Fan controller

4061VF3CSFFan speed controller,
3 speed + OFF

Dimmers

4062E45UDNDimmer, universal,
rotary control,
separately switched,
2 gang grid switch
& dimmer assembly**4061VH &
4061E2PUDM-TR**Universal push button
dimmer, integrally
switched push button
(ISPB). No switch
required

Communication wall plates

4031VHVertical/horizontal
1 gang grid &
plate assembly**4032VH**Vertical/horizontal
2 gang grid &
plate assembly**4033VH**Vertical/horizontal
3 gang grid &
plate assembly**4034VH**Vertical/horizontal
4 gang grid &
plate assembly**4036VH**Vertical/horizontal
6 gang grid &
plate assembly

Switched sockets

4015

Power outlet, 1 gang

**4015L**Power outlet, round earth,
1 gang, to suit lighting**4025**

Power outlet, 2 gang

**4025X**Power outlet, 2 gang,
extra switch**4025XA**Power outlet, 2 gang.
Removable extra switch**4025USB**Double switched socket
with USB charger**4025H2**

Power outlet, 4 gang (2 x double)

Saturn

\$\$\$\$\$

*Background shades shown are indicative of Resene paint colours. For more information see page 26 for Resene colour tips.
Products on this page are representative of the range, not all products are shown, and are subject to change at any time.

Match your style | Saturn™ Zen



Saturn™ Zen

The beauty of simplicity



Home tip

Acting as both a charger and a shelf, a Saturn Zen smart shelf is perfect by your bed for easy access to your electronic devices, even while they are charging.

Wall colour: Resene Dusty Blue paint*



Wall colour:
Resene Chapta and Verse paint*

Product colour:
Zen Matt Black

Product colour:
Zen Matt White

Saturn™ Zen

Available in: ● Zen Matt White (ZW) ● Zen Matt Black (ZB)

Add your selected colour to the catalogue number, e.g. 4062PB-ZB.



Push button switches with mech

Z4061PBLPush button switch,
1 gang, LED**Z4062PBL**Push button switch,
2 gang, LED**Z4063PBL**Push button switch,
3 gang, LED

Architrave switches

Z4061ALArchitrave switch plate,
1 gang**Z4062AL**Architrave Switch Plate,
2 gang

Push button switches less mech

Z4061PBLGrid and cover switch
plate (less mech), 1 gang**Z4062PBL**Grid and cover switch
plate (less mech), 2 gang**Z4063PBL**Grid and cover switch
plate (less mech), 3 gang**Z4064PBL**Grid and cover switch
plate (less mech), 4 gang**Z4065PBL**Grid and cover switch
plate (less mech), 5 gang**Z4066PBL**Grid and cover switch
plate (less mech), 6 gang

Switched sockets

Z4015

Power outlet, 1 gang

**Z4025**

Power outlet, 2 gang

**Z4025XA**Power outlet, 2 gang with
removable 10A switch

Smart shelf

Z4025Double socket with
smart shelf**Z4025HS**

USB smart shelf

Z4032VH + Z4032HS + 2 x 30USBCM

Horizontal 2 gang smart shelf

**Z4025USBC**Double socket with USB
charger**Z4025H2**

Power outlet, 4 gang (2 x double)



Fan controller

Z4061VF3CSFFan speed controller,
3 speed

Dimmer

Z4062E450UDNDimmer, universal,
rotary control, separately
switched, 2 gang grid
switch & dimmer assembly


Cooker switch

Z4061/45Single pole, 45A, push
button, cooker switch

Wall/switch plates

Z4025HS

Horizontal self

**Z4031VH**Vertical/horizontal
1 gang grid & plate
assembly**Z4032VH**Vertical/horizontal
2 gang grid & plate
assembly**Z4033VH**Vertical/horizontal
3 gang grid & plate
assembly**Z4033VH**Vertical/horizontal
4 gang grid & plate
assembly**Z4033VH**Vertical/horizontal
6 gang grid & plate
assembly

\$\$\$

*Background shades shown are indicative of Resene paint colours. For more information see page 26 for Resene colour tips.
Products on this page are representative of the range, not all products are shown, and are subject to change at any time.



Best Design Awards
Winner 2017

PDL Iconic®
Clever
Efficiency

Where style meets
clever efficiency.

With Bluetooth
connectivity and
easily changeable
skin designs, the
Iconic range is
irresistibly future-
proof.

Optional warm white
LED indicator for
switches.



Make living easy
Add pictogram icons to your PDL Iconic® switches to
easily identify what each switch turns on.

Wall colour: Resene Duck Egg Blue paint*


Wall colour: Resene White Pointer paint*

Product colour:
Vivid White

Product colour:
Warm Grey

Product colour:
Cool Grey

Product colour:
Anthracite



PDL Iconic®

Featuring a range of contemporary coloured skins in: ● Vivid White (VW) ● Warm Grey (WG) ● Cool Grey (CY) ● Anthracite (AN)

to suit many décor's, PDL Iconic is future ready with innovative design features and smart technology. Add your selected colour to the catalogue number, e.g. 381-WG.



Switches

381, 381L
1 gang switch



382, 382L
2 gang switch



383, 383L
3 gang switch



384, 384L
4 gang switch



Switches Skin & Grid

385C & 385G
5 gang & switch mechs



386C & 386G
6 gang & switch mechs

*'L' includes LED indicator.



Architrave skin & grid

361C & 361G
1 gang



362C & 362G
2 gang



Cooker switch

347VH
2P 45A 250V AC



Data/connectivity skins & grids

331GC to 336GC
1 to 6 gang plates for data or AV mechs



Dimmers

354PBDMBTW
Push button

354RDMUN
Rotary



Timers

346PB6TCMBT
Delay or schedule.
Bluetooth options to
connect via the PDL
Wiser Room app



Switched sockets

394
Also in vertical: 391



395
Also in extra switch:
395X



395H4XXUA
Also without extra switches: 395H4



392
Also in extra switch:
392X



Safety sockets

395RCD30
Double horizontal RCD



391RCD30
Single vertical RCD



USB charger

392USB
Also USB module for wall
plates: 342USB2M



395USB
Also USB module for wall
plates: 342USB2M



Smart shelf

343USBC
The 3-gang USB charger
has an integrated shelf

Night Walk
LED skin

306N
Low level night light with
timer or motion sensor
for auto on/off



Cable plate

327CEP
Brush plate to tidy cables

PDL Wiser Room
app

iOS or Android – free
Set-up and control of
Bluetooth Low Energy
mech's



Match your style | PDL Iconic® Styl

PDL Iconic® Styl

A touch of class

Optional white LED indicator for switches.

Wall colour: Resene Nocturnal paint*



Product colour:
Silver Shadow

Product colour:
Crowne

Product colour:
Silver



PDL Iconic® Styl

The Styl range is for those looking to achieve a modern and stylish interior design. It is available in three metallic shades and has a sharp, sophisticated appearance designed to suit any urban interior.

PDL Iconic® Styl also includes a comprehensive range of components: data/connectivity, rotary and push button dimmers, timers, and USB charging outlets. Bluetooth connectivity via the PDL Wiser Room app is also available using the Iconic BLE dimmers, timers, and switches.

Available in: ● Silver Shadow (SH) ● Crowne (CE) ● Silver (SV) Add your selected colour to the catalogue number, e.g. S385C-CE.



Switch skins

S381C

Switch skin, 1 gang



S382C

Switch skin, 2 gang



S383C

Switch skin, 3 gang



S384C

Switch skin, 4 gang



S385C

Switch skin, 5 gang



S386C

Switch skin, 6 gang



Cooker skins

S347C

Cooker switch, 45A



Switched socket skins

S394C

Single



S395C

Double



S395XC

Double with extra switch.
Ability to replace extra switch with USB charge



S395H4XXC

Power outlet, 4 gang (2 x double)

\$\$

*Background shades shown are indicative of Resene paint colours. For more information see page 26 for Resene colour tips. Products on this page are representative of the range, not all products are shown, and are subject to change at any time.



The new PDL Iconic® Essence range coming in 2019, look out for updates on pdl.co.nz/iconic for the range details. This new release forms a new part of the PDL Iconic family.



PDL Iconic® Essence Inspired by nature

Wall colour: Resene Nevada paint*



Irresistibly stylish

Now, you can change the look of your electrical accessories as easily as you can change your wall colour!

The innovative and future-proof Iconic platform gives you the ultimate flexibility and peace of mind so you can safely update your switches and sockets as and when you redecorate your home.

PDL Iconic skins are the next generation socket or switch cover.

One platform

Three designs

Nine colours/finishes



Fitting over Iconic grids with protective flaps, the skins can be easily and safely changed by the homeowner, anytime you are looking to alter the look, or upgrade your finish. Not just for aesthetics, Iconic skins also come in a shelf module for USB charging, as well as a Night walk sensor light plug-in skin to suit twin socket outlet grid.



Power outlets are available with USB chargers**



Night Walk skin fits a standard PDL Iconic double power outlet grid**



The 3-gang USB charger has an integrated shelf for tablets and mobile phones**



Bluetooth Low Energy (BLE) connectivity

Simple configuration and control for lights, dimmers, or timers via the Wiser Room App on your phone or tablet.

24-hour timers, and 24-hour, 7 day scheduling time clocks program power to turn on at a time during the week and another on weekends e.g. for your heated towel rail in winter.




Switches, dimmers, and timers connect or pair point-to-point. There is no need for a router or hub or any special wiring. Connect with the PDL Wiser Home app on your smart phone or tablet to set-up or control these devices, or simply press the button on the switch to activate.

\$\$

*Background shades shown are indicative of Resene paint colours. For more information see page 26 for Resene colour tips.

**USB chargers are available across PDL Iconic, PDL Iconic Styl, and PDL Iconic Essence. The Night Walk, and Smart Shelf are only available in Iconic.



Metal Plate Series

Sleek & stylish metal

Product colour:
Stainless Steel

Product colour:
Solid Brass



Wall colour:
Resene Triple Sisal paint*

Product base module:
White

Product base module:
Black



Metal Plate Series

Available in: ● Stainless Steel (BSL) ● Solid Brass (BBSL)
 Product base module colour: ● White (WE) ● Black (BK)

Add your selected colour to the catalogue number, e.g. BSL32VA-BK or BBSL32VA-WE.



'BSL' style stainless steel

Wall switches –complete units

BSL31VA

1 gang switch,
1-way/2-way.
Complete with one
30M switch

BSL32VA

2 gang switch,
1-way/2-way.
Complete with two
30M switches

BSL33VA

3 gang switch,
1-way/2-way.
Complete with three
30M switches

Architrave switches

B31A

Architrave switch plate,
1 gang, 2-way
L 89mm x W 35mm
x D 1.6mm

B32A

Architrave switch plate,
2 gang, 2-way
L 109mm x W 35mm
x D 1.6mm

B33A

Architrave switch plate,
3 gang, 2-way
L 139mm x W 35mm
x D 1.6mm



'BBSL' style polished brass

Switch plates less mechanism

BBSL31VA

Vertical/horizontal,
1 gang grid & plate
assembly

BBSL32VA

Vertical/horizontal,
2 gang grid & plate
assembly

BBSL33VA

Vertical/horizontal,
3 gang grid & plate
assembly

BBSL34VH

Vertical/horizontal,
4 gang grid & plate
assembly

BBSL35VH

Vertical/horizontal,
5 gang grid & plate
assembly

BBSL36VH

Vertical/horizontal,
6 gang grid & plate
assembly



'BSL' style stainless steel
Dimmers

BSL32VH – rotary
with 32ELED dimmer &
30USM switch

BSL32VH – push
button with 31E2PUDM
dimmers

Data/connectivity wall plates

BSL32VH – with 30M
data & audio outlets



Switched sockets

BSL15A

Single switched socket outlet

BSL15XA

Single switched socket & extra
removable SW

Twin switched socket outlets

BSL25A

Twin switched socket outlet.
Cut out: 77mm L x 57mm W

BSL25XA

Twin switched socket & extra
removable. Cut out: 112.5mm L
x 73.5mm W

\$\$\$\$\$

*Background shades shown are indicative of Resene paint colours. For more information see page 26 for Resene colour tips.
 Products on this page are representative of the range, not all products are shown, and are subject to change at any time.

Match your style | Modena 800 Series™



Modena 800 Series™ Contemporary Style

Wall colour: Resene Meridian paint*



Optional blue LED
indicator for switches.

Wall colour: Resene Ragamuffin paint*

Modena 800 Series™ product colours:

Champagne

Chrome

White

Black

Red

Platinum

Blue

Gunmetal

Charcoal

Modena 800 Series™

The modular design of Modena allows for over 200 configurations of switch and socket modules into a wall plate. Illustrated here are a selection of what can be done, with the flexibility to customise to suit functional requirements and décors.

Available in 9 colours/finishes – illustrated below. Product base module colour: ● White (WH) ● Black (BK)



Switches: 1 to 6 in a plate

881
Single switch



882
Double switch



883
Triple switch



Push button switches: 1 to 6 in a plate

Composite build
single switch



Composite build
triple switch



Vertical switches: 1 to 4 in a plate

881V
Single switch



882V
Double switch



825F
Fan controller



854
Rotary dimmer



854PB
Push button dimmer



Socket outlets

894
Single socket



895
Double socket



Composite build. Quad socket. Integrally switched



Composite build
Quad socket
Integrally switched



Communication wall plates

Composite build
Data/connectivity



Plastic surrounds

800PS-PT
Platinum



800PS-CC
Charcoal



800PS-BL
Blue



800PS-CH
Champagne



800PS-GM
Gunmetal



800PS-CM
Chrome



800PS-RD
Red



800PS-WH
White



800PS-BK
Black

\$\$



600 Series™
Trusted range



Product colour:
Brushed Bronze



Product colour:
Stainless Steel



Product colour:
Polished Brass



Wall colour: Resene Cinder paint*



Product and base
module colour:
Black

Product and base
module colour:
White

600 Series™

Metal cover plates available in: ● Brushed Bronze (MBBZ) ● Polished Brass (MPB) ● Stainless Steel (MSS)

Add your selected colour to the catalogue number, e.g. 682-BK. Product base module colour: ● White (WH) ● Black (BK)



Switches: 1 to 6 in a plate

681
1 gang



682
2 gang



683
3 gang



Architrave switches: 1 to 4 in a plate

661VH
Architrave switch plate,
1 gang



662VH
Architrave switch plate,
2 gang



Cooker switch

647
Cooker switch



Grid & cover plates for switches, data, TV, audio, & communications modules

650BVH
Blank plate



681VH
Single



683VH
Triple



686VH
Six



Fan controller

625C3
3 speed fan controller



Dimmers

654
Rotary



654PB
Push button



PCU

651
Permanent connection
unit

Weatherproof
switches IP56:
1 to 4 in a plate

681VWP
Single

Push button
switches:
1 to 6 in a plate

681VH & 681MT16
Push button switch,
1 gang



Switched socket outlets

691
Single vertical



692
Double vertical



692X
Double vertical with
removable extra switch



694
Single horizontal



695
Double horizontal



695X
Double horizontal with
removable extra switch



Metal cover plates

MSS
Stainless steel



MBBZ
Brushed bronze



MPB
Polished brass



USB charging

692USB
Vertical



695USB
Horizontal



Voice control

Let your home know what you want it to do.

When you walk in the door, tell your home you have arrived, and have your lights automatically turn on, your blinds open, and even your music turn on; all hands free.

Use voice recognition when you are cooking, through not touching light switches or remotes to turn things on or off, simply tell your voice controller. The technology is here now, and makes your home more comfortable, healthier, and smarter.

PDL by Schneider Electric lighting and home control systems C-Bus, Push, and NERO can all be connected simply and easily with Amazon, Google, or Apple voice controllers.



Resene SmartTouch™

Turn your wall into a light switch with the innovative Resene SmartTouch.

Combining a smart coating with a smart controller you can activate lighting using multi-touch commands. The smart coating is covered by a normal top coat, or even wallpaper.

No more stumbling in the dark, or reaching for that awkwardly positioned light switch, you can simply double tap the closest part of the wall to switch the lighting.



Resene colour tips

Love a particular colour or style of a switch but not sure which paint colours might suit?

Or have a colour palette in mind for your home, and want some advice on what switches might work with it?

Resene have provided advice on complementary wall colours for our switch ranges.

For more information visit our website: pdl.co.nz



Saturn Ocean mist

Similar to: [Resene Cut Glass](#)

Complementary

- Resene Eighth Black White
- Resene Double Alabaster
- Resene Seachange
- Resene Explorer
- Resene Soothe
- Resene Eskimo

Touches of colour

- Resene Cut Glass
- Resene Alabaster
- Resene Half Alabaster
- Resene Seachange

Nice & neutral

- Resene Saltpan
- Resene Quarter Alabaster
- Resene White
- Resene Carefree

Colour lover

- Resene Eskimo
- Resene Half Black White
- Resene Eighth Black White
- Resene Quarter Gravel



USB charging

Convenience
and style



USB charging with
double sockets



Innovative smart shelf
for phones or tablets



Double USB and
socket outlets



- Modular design,
to fit many different
wall plates
- Reduce clutter
- Save space

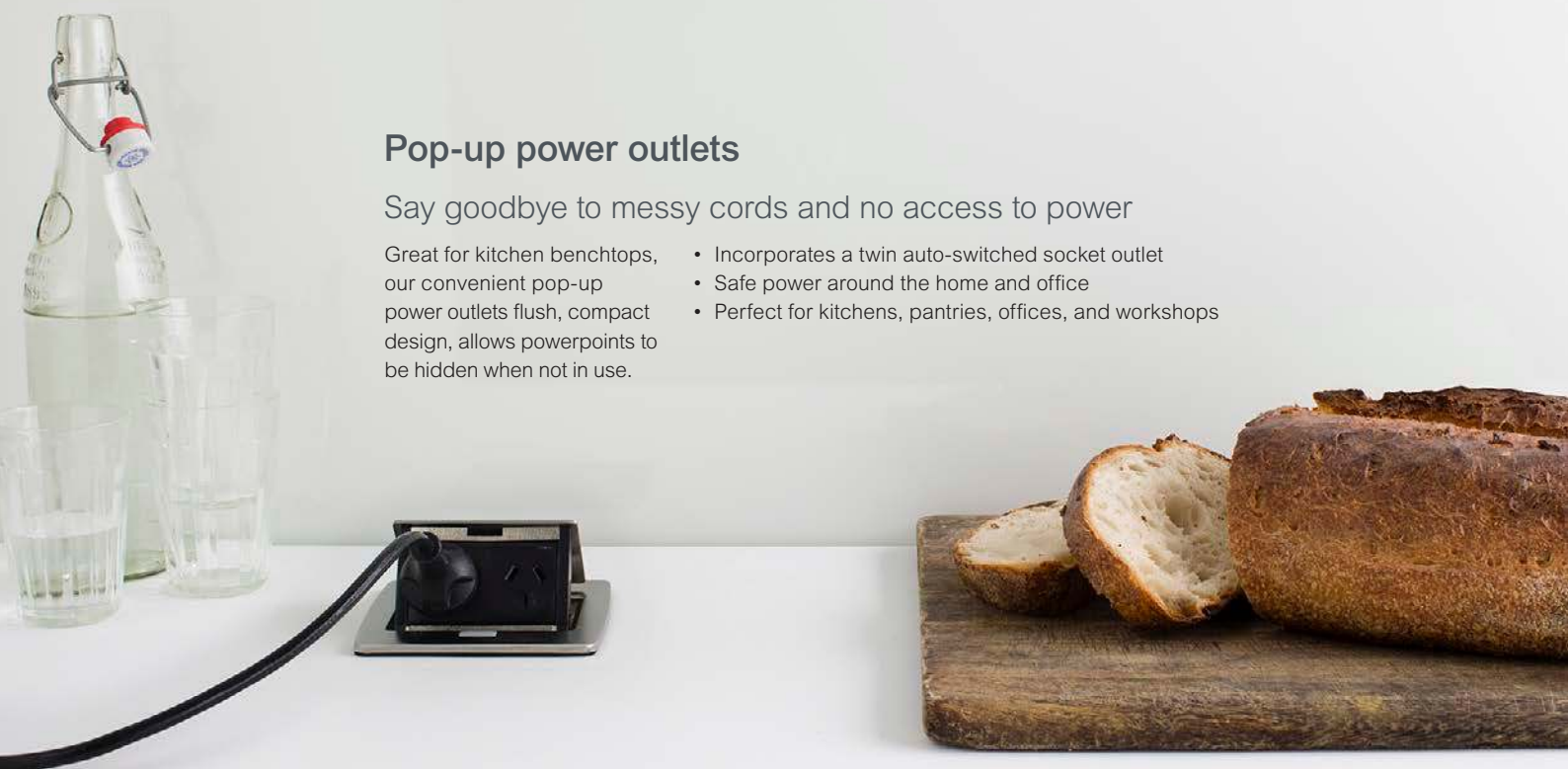
Our USB mechanisms
use standard wiring, so
you can easily replace
a standard electrical
socket with a USB*

Pop-up power outlets

Say goodbye to messy cords and no access to power

Great for kitchen benchtops,
our convenient pop-up
power outlets flush, compact
design, allows powerpoints to
be hidden when not in use.

- Incorporates a twin auto-switched socket outlet
- Safe power around the home and office
- Perfect for kitchens, pantries, offices, and workshops



WHITE



STAINLESS STEEL



BLACK

A photograph of a man and a young child in a room with wooden bookshelves. The man, on the right, is smiling and looking down at the child. The child, on the left, is wearing a pink shirt and dark pants, and is playing a drum set. The room has wooden walls and shelves filled with books. A green horizontal band is overlaid on the image, containing the text '28 Energy efficiency'.

28 Energy efficiency



Creating an efficient home

Save money, add convenience, and create a healthier home. Here are four key ways to make that happen:

1. Plan at the design stage
2. Monitor your energy consumption
3. Be notified of issues or changes
4. Set as much as you can to turn on/off automatically

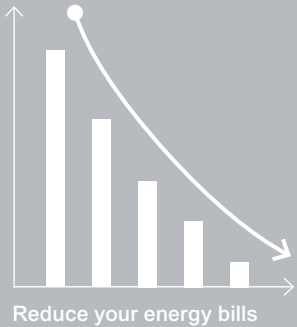


- ✓ Healthy home
- ✓ Warmer home
- ✓ Savings and convenience

A truly efficient home is one that suits your lifestyle. There are simple devices that perform smart functions for all levels of budget.

Make it happen with these top tips

1. LED Lighting – cuts energy use compared to standard lighting
2. Motion controlled lighting – automatically turn lighting on and off
3. Shut down devices when not needed
 - a. All-off button when you leave
 - b. Timers on towel rails & fans
4. Heat your water to the right temperature
5. Schedule your key needs
 - a. Garden irrigation
 - b. Night-time security lighting
6. Dim your lights for ambience
7. Monitor your energy consumption



LED lighting

Efficient

Almost all of the energy LED lights use is converted into light, compared to traditional light sources which consume a lot of energy by producing heat. The high efficiency of LED lights can reduce running costs by up to 70%.

Long-life

Another superior feature of LEDs is their extremely long lifespan. PDL's range offers downlights designed to last 30,000 to 50,000 hours – think of the savings in both cost and time from not needing to change blown lamps on a regular basis.

Reliability

LED downlights provide the ideal energy efficient lighting solution for any home, but not all LED lights are created equal.

PDL by Schneider Electric's LED lights come with built-in dimming drivers, and are designed and tested to be compatible with our popular dimmer modules, for smooth dimming performance. Soft glow diffusers reduce glare and maximise output, and for your safety they are also IC-4 rated, which means they can be safely covered or in contact with fixed building and insulation materials. Available in warm white, cool white, white and brushed chrome trims.



Colour changing LED lighting

Efficient LED lighting with cutting edge technology allowing easy installer adjustable colour selection. Cool white, warm white, or daylight options to customise the area you are lighting.



↑ **LED Downlights**
Perfect for general illumination. 9W, 950 lumens, warm white or 9W, 700 lumens, cool white colour output.



↑ **LED Flood Lights**
Stylish & modern, robust, IP65, 10W, 20W, 50W, and 20W sensor option (pictured).



↑ **LED Bulkheads**
Slim profile, IP54, Wall or Ceiling mount, 20W.



Energy tip:

Transform your standard light switch to be auto sensing.
Set and forget – put timers on heated towel rails and fans to keep their usage under control.



Savings examples

All savings are estimates only and are based on an electricity tariff rate of 22c per kilowatt hour. Actual energy and cost savings will depend on individual usage patterns and local conditions.





Timer switches

Using a timer to turn the towel rail on for two hours per day reduces the consumption rate from having it running continuously.



Potential savings

\$106

PER YEAR

Light dimmers

Using a dimmer for just 50% of the time to reduce illumination to half brightness can save you money.



Potential savings

\$53

PER YEAR

Indoor sensors

An indoor sensor turns your lights on only when required. Even when triggered throughout the night, you can save by not having them on continuously.



Potential savings

\$204

PER YEAR

Sunset switches

Sunset switches control lighting at dusk and automatically adjust to daylight saving and gradual seasonal changes.



Potential savings

\$48

PER YEAR



A truly smart efficient home is one that can be programmed to suit your lifestyle, but also understands that the environment changes.

Electric vehicle charging

With EVlink you can charge your vehicle fast, more reliably, and with greater safety than with a domestic socket-outlet.

Energy Management with load shedding and deferred charging.

Charge x10 faster with a 22kW EVlink

Charge x3 faster with a 7.4kW EVlink

Designed for indoor or outdoor use, they are robust, and are provided with a key-lock for the ability to lock-off for security purposes.

Smart wall box with cloud connection, RFID reader, and adjustable maximum charging current.

Easy to use one touch stop/start

EVlink car chargers come in a range of sizes, 3.7kW, 7.4kW, 11kW, and 22kW.




Time scheduling and control

Have an eco-friendly home that reduces energy use and saves money.

Time scheduling functions let you plan functions, then control systems like C-Bus (Wiser) or Push will take care of the rest. They keep an eye on who is at home, time of day, light level and temperature.

Put the power back in your hands



PDL Iconic BLE

Pair to your dimmer, switch, or timer using Bluetooth Low Energy (BLE).

Auto lighting

The new Iconic BLE dimmer includes a built-in timer. So you can easily dim your lights from your smart phone, and you can set them to turn on or off automatically.



Energy tip

Efficiency can also be convenient. Auto-sensing lights can come on when your hands are full and save energy.



A man and a woman are lying on a light-colored sofa. The woman is holding a white tablet and looking at it with a smile. The man is leaning back against her, also smiling. In the background, there is a dark wooden shelf with a black vase containing dried flowers. A green horizontal bar is overlaid on the image, containing the text '33 Safety & protection'.

33 Safety & protection

Safety products range

Three unique aspects everyone must consider:

● People protection ● Peace of mind ● Equipment protection

Refer to colours below to see where they can benefit your home and family.



Waterproof switches

Wet areas



Surge protection

Electronic equipment



Shuttered sockets

Internal shutters provide additional protection



In and outdoor sensors

Stairway, hallway, path and driveway safety at night



Night walk light

Fits to a standard PDL
Iconic double socket



Outdoor ranges

Weather protected



Safety sockets

RCD – protection against electrocution*



Switchboards

Stylish and safe containment of your distribution and protection devices



Circuit protection

A complete range of distribution and protection devices

Does your home have the best protection from fire?

Arc Fault Detection Devices – a new level of defence against electrical fires in the home.

Your home should be a safe haven for you and your loved ones. Technology advances now mean there is a better way to protect your home and family from electrical fire danger, with PDL by Schneider Electric's arc fault detection device.



What is an Arc Fault Detection Device (AFDD)?

What does it do?

Our arc fault detection device monitors and protects circuits to lower the electrical fire risk.

Unlike anti-fire systems (smoke detectors, extinguishers) acting after the fire begins, arc fault detectors are designed to trip (like a circuit breaker) before cables or sockets experiencing arcing ignite, reducing the risk of fires caused by an electrical fault.

PDL by Schneider Electric AFDDs also work as a miniature circuit breaker (MCB) so it offers dual functionality, which means it can be used in place of an MCB in your home's switchboard.

Why do I need them for my home?

No other residential circuit protection device, such as circuit breakers or residual current devices can currently detect arc faults.

Arc fault protection has been mandatory in other countries for over 10 years. Adding a PDL arc fault detection device to your home's circuit protection, will offer the best available defence from electrical fires caused by arc faults.

The devices can be added to protect the circuits which are most at risk, such as living areas and bedrooms. They are an ideal addition for homes with older wiring, and rental properties.

Ask your electrician about installing PDL arc fault detection devices in your home, or visit our website for more information.



Smoke alarms

Hard wired and wireless interconnectable

Safety tip


Surge protection can be installed to protect your valuable electronic equipment. Hard wired smoke alarms can be interconnected for extra protection.



For more information visit our website:

pdl.co.nz/safety



A full-page photograph of a woman and a young girl hula hooping in a sunny backyard. The woman, on the right, is wearing a light-colored patterned top and a long necklace, smiling as she hula hoops. The young girl, on the left, is wearing a pink and purple patterned dress and is also hula hooping. They are on a green lawn in front of a white fence and a house with white siding. The sun is bright, creating a lens flare effect. A green horizontal bar is overlaid on the bottom half of the image, containing the page number and title.

Making your home smarter is
about making it better suited
to your family's needs

36 It's home, just smarter

What You Can Control:



Audio visual
equipment



Curtains
and blinds



Air conditioning
and heating



Security



Energy
monitoring



Irrigation



Pool & spa



Access
control



Multi-room
audio



Lighting



Surveillance



Ceiling sweep
fans



Shutters

Make your home a Smart Home

Automating your home with smart home technology can be as simple as installing a single motion sensor, dimmer or timer. It could be as advanced as integrating multiple home technologies into an intelligent control system. With control via smart devices, the possibilities are endless.

Choose the level and scale of automation to best suit your lifestyle.

It's easier than you think!

Levels of Smart

Choose what you want to control in your home. Whether it's individual control, or a fully integrated system, there's something to suit your lifestyle and budget.

Save money

Reduce your energy consumption by smart control of lighting and appliances.

Create a healthy home

Automate heating and cooling to react to changes in the environment, or simply put your bathroom fan on a run-on timer to remove moisture then turn off automatically.

Convenience & control

Control remotely via an app, link your security cameras, and set the home up for when you are away.

What is a smart home?

A smart home makes life simpler – even when no one is home.

It can be as simple as integrating a light with a motion sensor, installing dimmers or connecting your towel rail to a timer, or as advanced as integrating multiple home technologies to be controlled by your smart device.

Options to suit your lifestyle

Having a smart home doesn't need to be expensive or extensive. With a range of scalable options, PDL by Schneider Electric makes smart living accessible to everyone.

Retrofit systems bring smart home technology to your renovation project using standard wiring. Our latest innovations with Bluetooth Low Energy devices provide connectivity of switches or timers from your smart phone for in-room or multi-room control.

If you are planning a new build, then future-proofing continues to be easier with advancements in home control systems like C-Bus and Push making it more intuitive and fully scalable to suit your needs.

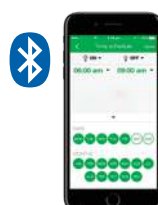
Basic

- Simple devices • Standard wiring



Get smarter

- Simple systems • Renovating



Ultimate

- Fully connected • Customise



Living smarter

Leave a light on

Don't invite the uninvited. Set your home up while you are away to make it look like you are home. Set a schedule or scene for when you are out or away.

Simplify your life

Countless remote controls and apps for your appliances and systems? Manage everything with a single app, and make different systems work together.

Stay in touch with your home

Control remotely via an app, link your security cameras, and set the home up for when you are away. Switch between Home, Away, and Vacation modes at the touch of a button.

Think comfort

Warm up or cool down your house for your arrival home. At the same time, save on heating and cooling while you are away.

Save on your energy bills

Check your real-time power, receive alerts on energy consumption, and make changes based on simple information.

Smart home solutions

PDL Iconic® Bluetooth Low Energy

Dip your toes into the water of smart home technology with the PDL Iconic® Bluetooth Low Energy (BLE) mechanisms.

If you just want to be able dim your lights from your phone, or schedule your towel rail to go on and off for a few hours a day, then PDL Iconic® is for you.

Switches, dimmers, and timers connect or pair point-to-point. There is no need for a router or hub or any special wiring. Connect with the PDL Wiser Home app on your smart phone or tablet to set-up or control these devices, or simply press the button on the switch to activate.

Installation Tip:

For in-room control PDL Iconic with BLE can make things smarter easily and affordably. Plus using the timer functionality you can have your lights or appliances set to operate automatically.



C-Bus home control

Integrate your electrical, multi-media and telecommunications technologies into one single user-friendly solution.

C-Bus Home Control provides seamless control of music, home theatre, lighting, air conditioning, sprinkler systems, curtains and shutters, and security systems.

With home control you can enjoy 24/7 connectivity, comfort and convenience – even when you are away from home.

To discuss a customised home automation solution designed with your needs in mind, contact us or a Schneider Electric C-Bus Approved Installer.

With C-Bus Home Control using the Wiser2 App you can use your smart phone or tablet to monitor that all is well at home. You can even enhance your sense of safety by remote video monitoring of your home via your smart phone or office PC.



Smart room controller:

The C-Bus eDLT has 16 functions in one wall plate.

Installation Tip:

C-Bus is best for new builds or large scale renovations.



Push by Schneider Electric

The most intuitive, affordable and scalable control system available on the market today.

Push creates a seamless, connected home. With one simple control, you can operate virtually any device, system or appliance.

Push can:

- > Create harmony by streamlining multiple AV devices
- > Simplify lighting on one device
- > Activate your security system
- > Automate blinds, climate control
- > Energy management control

Installation Tip:

Push provides flexibility for small renovation projects or large new homes. Push works in-home only, but can be set up for remote operation using Wiser.



Connect with Voice Control



Make the smart home easy

Find out what smart home might suit you by taking the quiz on pdl.co.nz/smarthome or visit pdl.co.nz for more information.





42 Planning for your home

Selection guide

	Saturn™ Horizon	Saturn™	Saturn™ Zen	PDL Iconic®	PDL Iconic® Styl	PDL Iconic® Essence	Metal Plate Series	Modena 800 Series™	600 Series™
SWITCHES									
One gang switch	<input type="radio"/>	<input type="radio"/>	<input type="radio"/>	<input type="radio"/>	<input type="radio"/>	<input type="radio"/>	<input type="radio"/>	<input type="radio"/>	<input type="radio"/>
Two gang switch	<input type="radio"/>	<input type="radio"/>	<input type="radio"/>	<input type="radio"/>	<input type="radio"/>	<input type="radio"/>	<input type="radio"/>	<input type="radio"/>	<input type="radio"/>
Three gang switch	<input type="radio"/>	<input type="radio"/>	<input type="radio"/>	<input type="radio"/>	<input type="radio"/>	<input type="radio"/>	<input type="radio"/>	<input type="radio"/>	<input type="radio"/>
Four gang switch	<input type="radio"/>	<input type="radio"/>	<input type="radio"/>	<input type="radio"/>	<input type="radio"/>	<input type="radio"/>	<input type="radio"/>	<input type="radio"/>	<input type="radio"/>
Five gang switch	<input type="radio"/>	<input type="radio"/>	<input type="radio"/>	<input type="radio"/>	<input type="radio"/>	<input type="radio"/>	<input type="radio"/>	<input type="radio"/>	<input type="radio"/>
Six gang switch	<input type="radio"/>	<input type="radio"/>	<input type="radio"/>	<input type="radio"/>	<input type="radio"/>	<input type="radio"/>	<input type="radio"/>	<input type="radio"/>	<input type="radio"/>
Two way switches	<input type="radio"/>	<input type="radio"/>	<input type="radio"/>	<input type="radio"/>	<input type="radio"/>	<input type="radio"/>	<input type="radio"/>	<input type="radio"/>	<input type="radio"/>
Rotary dimmer	<input type="radio"/>	<input type="radio"/>	<input type="radio"/>	<input type="radio"/>	<input type="radio"/>	<input type="radio"/>	<input type="radio"/>	<input type="radio"/>	<input type="radio"/>
Push button dimmer	<input type="radio"/>	<input type="radio"/>	<input type="radio"/>	<input type="radio"/>	<input type="radio"/>	<input type="radio"/>	<input type="radio"/>	<input type="radio"/>	<input type="radio"/>
Fan speed controller	<input type="radio"/>	<input type="radio"/>	<input type="radio"/>	<input type="radio"/>	<input type="radio"/>	<input type="radio"/>	<input type="radio"/>	<input type="radio"/>	<input type="radio"/>
Architrave single	<input type="radio"/>	<input type="radio"/>	<input type="radio"/>	<input type="radio"/>			<input type="radio"/>		<input type="radio"/>
Architrave double	<input type="radio"/>	<input type="radio"/>	<input type="radio"/>	<input type="radio"/>			<input type="radio"/>		<input type="radio"/>
Oven switch	<input type="radio"/>	<input type="radio"/>	<input type="radio"/>	<input type="radio"/>	<input type="radio"/>	<input type="radio"/>	<input type="radio"/>	<input type="radio"/>	<input type="radio"/>
Rocker (toggle) switch				<input type="radio"/>	<input type="radio"/>	<input type="radio"/>	<input type="radio"/>	<input type="radio"/>	<input type="radio"/>
Push button switch	<input type="radio"/>	<input type="radio"/>	<input type="radio"/>	<input type="radio"/>	<input type="radio"/>	<input type="radio"/>	<input type="radio"/>	<input type="radio"/>	<input type="radio"/>
SOCKETS									
Single vertical socket				<input type="radio"/>			<input type="radio"/>	<input type="radio"/>	<input type="radio"/>
Double vertical socket				<input type="radio"/>				<input type="radio"/>	<input type="radio"/>
Single horizontal socket	<input type="radio"/>	<input type="radio"/>	<input type="radio"/>	<input type="radio"/>	<input type="radio"/>	<input type="radio"/>	<input type="radio"/>	<input type="radio"/>	<input type="radio"/>
Double horizontal socket	<input type="radio"/>	<input type="radio"/>	<input type="radio"/>	<input type="radio"/>	<input type="radio"/>	<input type="radio"/>	<input type="radio"/>	<input type="radio"/>	<input type="radio"/>
Double socket with USB	<input type="radio"/>	<input type="radio"/>	<input type="radio"/>	<input type="radio"/>	<input type="radio"/>	<input type="radio"/>			<input type="radio"/>
Double socket with extra switch	<input type="radio"/>	<input type="radio"/>	<input type="radio"/>	<input type="radio"/>	<input type="radio"/>	<input type="radio"/>	<input type="radio"/>		<input type="radio"/>
Single socket with extra switch				<input type="radio"/>	<input type="radio"/>	<input type="radio"/>	<input type="radio"/>	<input type="radio"/>	<input type="radio"/>
Quad horizontal socket	<input type="radio"/>	<input type="radio"/>	<input type="radio"/>	<input type="radio"/>	<input type="radio"/>	<input type="radio"/>		<input type="radio"/>	<input type="radio"/>
Quad horizontal socket with two extra switches				<input type="radio"/>					
Quad vertical socket									<input type="radio"/>
Quad square socket								<input type="radio"/>	
CONNECTIVITY & CONTROL									
USB shelf horizontal			<input type="radio"/>	<input type="radio"/>					
USB charger (1, 2, or 3 options)	<input type="radio"/>	<input type="radio"/>	<input type="radio"/>	<input type="radio"/>	<input type="radio"/>	<input type="radio"/>	<input type="radio"/>	<input type="radio"/>	<input type="radio"/>
TV	<input type="radio"/>	<input type="radio"/>	<input type="radio"/>	<input type="radio"/>	<input type="radio"/>	<input type="radio"/>	<input type="radio"/>	<input type="radio"/>	<input type="radio"/>
HDMI	<input type="radio"/>	<input type="radio"/>	<input type="radio"/>	<input type="radio"/>	<input type="radio"/>	<input type="radio"/>	<input type="radio"/>	<input type="radio"/>	<input type="radio"/>
Data	<input type="radio"/>	<input type="radio"/>	<input type="radio"/>	<input type="radio"/>	<input type="radio"/>	<input type="radio"/>	<input type="radio"/>	<input type="radio"/>	<input type="radio"/>
Audio (speaker)	<input type="radio"/>	<input type="radio"/>	<input type="radio"/>	<input type="radio"/>	<input type="radio"/>	<input type="radio"/>	<input type="radio"/>	<input type="radio"/>	<input type="radio"/>
Timer				<input type="radio"/>	<input type="radio"/>	<input type="radio"/>		<input type="radio"/>	<input type="radio"/>
Plate mounted PIR sensor				<input type="radio"/>	<input type="radio"/>	<input type="radio"/>		<input type="radio"/>	<input type="radio"/>
Safety socket (RCD)				<input type="radio"/>				<input type="radio"/>	<input type="radio"/>
Surge protection								<input type="radio"/>	<input type="radio"/>
C-Bus compatible	<input type="radio"/>	<input type="radio"/>	<input type="radio"/>					<input type="radio"/>	
C-Bus eDLT (Dynamic Label Technology)	<input type="radio"/>	<input type="radio"/>	<input type="radio"/>						

This is a summary reference guide for common household items. Each range contains other product options and functionality. Where some functionality is not showing as available, there are potentially other products that can provide a similar solution. For example motion sensors, timers, and safety switches. Please talk to our team or an electrician for further information.

Visit our
showrooms



Our Auckland and Christchurch PDL Vision Studios showcase a wide range of stylish products and home automation solutions in a fully interactive environment.

Unable to come to the studio? Our home consultants offer a mobile service where they come to you for electrical planning advice.

Bookings are essential

☎ 0800 568 888

pdl.co.nz/showroom

Auckland

Level 2, Building 6, 60 Highbrook Drive
Highbrook, Auckland, 2013

Christchurch

Level 2, 4 Hazeldean Road
Addington, Christchurch 8024

Schneider Electric (NZ) Ltd.

Sign up to **Envisage** – our e-newsletter at pdl.co.nz

PO Box: 259370, Botany, Manukau 2163

Tel: +64 9 829 0490 | Fax: +64 9 829 0491 | Customer Care: 0800 652 999 | Email: sales@nz.schneider-electric.com

schneider-electric.co.nz | pdl.co.nz

PDL by Schneider Electric PDLbySchneider

Schneider Electric products are available through electrical wholesalers New Zealand wide. © 2020 Schneider Electric.
As standards, specifications and designs change from time to time, always ask for confirmation of the information given in this publication.

Life Is On



by Schneider Electric