

Product data sheet

Characteristics

1025-WC

Double switched socket outlet, Clipsal Solis T Series, horizontal, 10A, white ceramic



Main

Range	Clipsal Solis T Series
Product or component type	Switched socket
Product brand	Clipsal
Assembly Type	Complete product
Colour tint	White ceramic
Protection	Shuttered
Main colour tint	White ceramic

Complementary

Control type	Rocker
Number Of Outlets	2
Socket-outlet type	Double socket-outlet
Mounting Type	Screw
Installation Type	Flush
Installation Orientation	Horizontal
Material	Ceramic
Surface finish	Polished
[Ue] rated operational voltage	230/240 V AC
Network frequency	50 Hz
[In] rated current	10 A
Connections - terminals	4 x 2.5 mm ² screw terminals 3 x 4 mm ² screw terminals
Embedding depth	23.5 mm
Depth	27.4 mm
Height	74 mm
Width	148 mm
Mounting Centers	84 mm
Cut-out dimensions	93 x 50 mm
Surface treatment	Painted
Screwdriver shape	Philips No 2 Square drive no 1 (SQ1)
Wire stripping length	16 mm
Number of power socket outlets	2 x 2P + E, Australian/New Zealand
Cover Thickness	5 mm
Number Of Switches	2





Environment

Product certifications	RCM
Standards	AS/NZS 3112
Relative humidity	10...95 %
Ambient air temperature for operation	0...45 °C

Packing Units

Unit Type of Package 1	PCE
Number of Units in Package 1	1

Offer Sustainability

REACH Regulation	 REACH Declaration
REACH free of SVHC	Yes
EU RoHS Directive	Compliant  EU RoHS Declaration
Toxic heavy metal free	Yes
Mercury free	Yes
China RoHS Regulation	 China RoHS Declaration
RoHS exemption information	 Yes